

# Developer Guide



## Payment

You must remit payment in accordance with the *FedEx Service Guide*, tariff, service agreement or other terms or instructions provided to you by FedEx from time to time. You may not withhold payment on any shipments because of equipment failure or for the failure of FedEx to repair or replace any equipment.

## Inaccurate Invoices

If you generate an inaccurate invoice, FedEx® may bill or refund to you the difference according to the *FedEx Service Guide*, tariff service agreement or other terms or instructions provided to you by FedEx from time to time. A request for refund on a FedEx shipment must be made in accordance with the applicable Service Guide or terms or instructions provided by FedEx from time to time. A shipment given to FedEx with incorrect information is not eligible for refund under any FedEx money-back guarantee. FedEx may suspend any applicable money-back guarantee in the event of equipment failure or if it becomes inoperative.

## Confidential and Proprietary

The information contained in this guide is confidential and proprietary to FedEx Corporate Services, Inc. and its affiliates (collectively "FedEx"). No part of this guide may be distributed or disclosed in any form to any third party without written permission of FedEx. This guide is provided to you and its use is subject to the terms and conditions of the FedEx Automation Agreement. The information in this document may be changed at any time without notice. Any conflict between this guide, the FedEx Automation Agreement and the *FedEx Service Guide* shall be governed by the FedEx Automation Agreement and the *FedEx Service Guide*, in that order.

© 2012 - 2013 FedEx. FedEx and the FedEx logo are registered service marks. All rights reserved. Unpublished.

## Disclaimer

All Improper Transaction scenarios are for example only. They do not reflect all error condition scenarios.

<b>About This Guide</b> .....	<b>15</b>	Signature Proof of Delivery (SPOD) .....	65
Document Organization .....	16	Notification .....	69
Resources .....	16	FedEx InSight .....	73
Support .....	16	Samples .....	73
<b>1 Introduction</b> .....	<b>17</b>	Error Messages .....	74
Document Overview .....	18	<b>5 Global Ship Address Service</b> .....	<b>75</b>
Printing All or Part of This Guide .....	20	Global Ship Address .....	76
Web Services, WSDL, and SOAP Overview .....	20	<b>6 Pickup Service</b> .....	<b>81</b>
Implementing FedEx Web Services .....	25	Pickup .....	82
Understanding the XML Schema .....	26	Cancel Pickup Service .....	86
Implementation Process .....	30	Pickup Availability .....	88
<b>2 Rate Services</b> .....	<b>33</b>	Samples .....	91
Rate .....	34	Error Messages .....	91
Rate Available Services/Rate Shopping .....	34	<b>7 Close Shipment</b> .....	<b>92</b>
Surcharges and Discounts .....	43	FedEx Ground Close Ship Day Service Details .....	93
Samples .....	46	FedEx SmartPost Close Shipment Service Details .....	95
Error Messages .....	47	<b>8 Address Validation Service</b> .....	<b>98</b>
<b>3 Package Movement Information Service</b> .....	<b>48</b>	Address Validation Request .....	99
Service Availability .....	49	Address Validation Service Details .....	99
Postal Code Inquiry .....	50	How FedEx Address Validation Works .....	99
Samples .....	51	Tips on Getting Accurate Address Matches .....	100
Error Messages .....	51	Address Results .....	100
<b>4 Tracking and Visibility Services</b> .....	<b>52</b>	Address Validation Coding Details .....	100
Tracking Shipments .....	53	Notification .....	103

Mapping Enterprise Address Service Changes .....	103	<b>11 Returns Shipping .....</b>	<b>146</b>
Mapping Enterprise Address Service Residential Status .....	104	FedEx Return Tags .....	148
Mapping Enterprise Address Service DeliveryPointValidation .....	104	FedEx Express / FedEx Ground Printed Return Label .....	152
Mapping Enterprise Address Service Changes .....	104	Alternate Return Address .....	154
Known Service Issue .....	105	Samples .....	155
<b>9 Open Shipping .....</b>	<b>109</b>	<b>12 Creating a Label .....</b>	<b>156</b>
FedEx Services with Open Ship .....	110	Thermal Labels .....	157
Open Ship Process and Workflow .....	110	Doc-Tab Configuration .....	160
About Web Services Open Ship Transactions .....	110	Laser Labels .....	166
Create Open Shipment .....	111	Custom Labels .....	169
Route and Time-in-Transit Transaction .....	117	PNG Label .....	177
Rate Open Ship Shipment Transaction .....	118	Label Review Checklist .....	177
Add Piece Transaction .....	118	<b>13 FedEx Express U.S. Shipping .....</b>	<b>180</b>
Modify Piece Transaction .....	119	FedEx Express U.S. Service Options .....	181
Delete Piece Transaction .....	124	Express U.S. Service Details .....	181
Delete Shipment Transaction .....	124	FedEx Express U.S. Coding Details .....	183
Confirm Shipment Transactions .....	125	FedEx Express U.S. Multiple-Package Shipments .....	186
Open Ship Print Options .....	130	Group Multiple Piece Shipments .....	187
<b>10 Ship Service .....</b>	<b>131</b>	<b>14 FedEx Express Freight Services: U.S. ....</b>	<b>189</b>
Shipping Services by Region .....	132	FedEx Express Freight Services Details .....	190
Ship Service Coding Basics .....	132	FedEx Express Freight Services Coding Details .....	191
Delete Shipment .....	136	<b>15 Delivery Signature Services .....</b>	<b>193</b>
Process Shipment Reply .....	138	Delivery Signature Service Details .....	194
Validate Shipment .....	142	Delivery Signature Coding Rules .....	194
Email Labels .....	142		



<b>16 FedEx Priority Alert Options</b> .....	<b>196</b>	<b>23 Hold at FedEx Location</b> .....	<b>226</b>
FedEx Priority Alert Service Details .....	197	Hold at FedEx Location Service Details .....	227
<b>17 Saturday Service</b> .....	<b>199</b>	Samples .....	228
Saturday Ship and Delivery Service Details .....	200	<b>24 Dry Ice Shipments</b> .....	<b>229</b>
Saturday Ship and Delivery Coding Details .....	200	Dry Ice Service Details .....	230
<b>18 FedEx Express Collect on Delivery (C.O.D.)</b> .....	<b>201</b>	Dry Ice Coding Details .....	230
Express C.O.D. Service Details .....	202	<b>25 Shipment Notification in the Ship Request</b> .....	<b>232</b>
FedEx Express C.O.D. Coding Details .....	202	Shipment Notification Coding Details .....	233
Single C.O.D. Shipments .....	202	<b>26 Variable Handling Charges</b> .....	<b>235</b>
Multiple Piece Shipment C.O.D. Request Elements .....	204	Variable Handling Coding Details .....	236
Multiple Piece Shipment C.O.D. Reply Elements .....	205	<b>27 Masked Data</b> .....	<b>238</b>
<b>19 FedEx Ground U.S. Collect On Delivery (C.O.D.)</b> .....	<b>207</b>	Masked Data Coding Details .....	239
FedEx Ground C.O.D. Coding Details .....	208	Samples .....	239
Ground E.C.O.D. ....	213	Error Messages .....	239
<b>20 Dangerous Goods</b> .....	<b>214</b>	<b>28 Future Day Shipping</b> .....	<b>240</b>
Dangerous Goods Service Details .....	215	Future Day Service Details .....	241
Dangerous Goods Coding Details .....	216	Future Day Coding Details .....	241
<b>21 Hazardous Materials (FedEx Ground U.S.)</b> .....	<b>219</b>	<b>29 FedEx Ground U.S. Shipping</b> .....	<b>243</b>
Hazardous Materials Service Details .....	220	FedEx Ground U.S. Service Details .....	244
Hazardous Materials Coding Details .....	220	FedEx Ground U.S. Service Options .....	244
<b>22 Alcohol Shipping</b> .....	<b>224</b>	FedEx Ground U.S. Coding Details .....	244
Alcohol Shipping Coding Details .....	225	FedEx Home Delivery Service Details .....	250

<b>30 FedEx SmartPost Shipping</b> .....	<b>251</b>	FedEx Express International Coding Details .....	298
FedEx SmartPost Service Details .....	252	<b>34 FedEx Express International (Saturday)</b> .....	<b>313</b>
FedEx SmartPost Returns Service Details .....	256	Saturday Service Details .....	314
<b>31 FedEx Freight Services</b> .....	<b>267</b>	Saturday Coding Details .....	314
FedEx Freight Service Features .....	268	<b>35 FedEx Express Freight Services: International</b> .....	<b>315</b>
FedEx Freight Service Details .....	269	FedEx International Priority Freight .....	316
FedEx Freight Priority .....	270	FedEx International Economy Freight .....	316
FedEx Freight Economy .....	270	Additional Service Details .....	316
Custom Delivery Date Options .....	270	FedEx Express Freight Services Coding Details: International .....	316
Inside Pickup Service Option .....	270	Dangerous Goods (International Express) .....	317
FedEx Freight Rates and Surcharges .....	271	Alcohol Shipping (International Express) .....	317
FedEx Freight Coding Details .....	271	Future Day Shipping (International Express) .....	317
<b>32 FedEx Intra-Country Shipping</b> .....	<b>278</b>	Hold at FedEx Location (International Express) .....	317
Services and Service Areas .....	279	Dry Ice Shipments (International Express) .....	317
Intra-Country Services Overview .....	281	<b>36 FedEx International Ground Shipping</b> .....	<b>318</b>
Special Service Options .....	283	FedEx International Ground Service Options .....	319
Colombia .....	287	FedEx International Ground Service Details .....	319
India .....	287	FedEx International Ground Coding Details .....	320
Mexico .....	290	Delivery Signature Services (FedEx International Ground) .....	327
United Kingdom .....	291	Future Day Shipping (FedEx International Ground) .....	327
<b>33 FedEx Express International Shipping</b> .....	<b>295</b>	FedEx Ground Collect On Delivery (C.O.D.) (International) .....	327
FedEx Express International Service Details .....	296	Alternate Return Address (FedEx International Ground) .....	328
FedEx Express International Service Options .....	297	Mask Account Number (FedEx International Ground) .....	328
International Packaging Options .....	298		

<b>37 FedEx International Broker Select .....</b>	<b>329</b>	<b>A Country Code Tables .....</b>	<b>360</b>
FedEx International Broker Select Service Details .....	330	A .....	362
FedEx International Broker Select Coding Details .....	330	B .....	362
<b>38 Electronic Export Information .....</b>	<b>332</b>	C .....	362
Where to File .....	333	D .....	363
When to File .....	333	E .....	363
U.S. to Canada .....	334	F .....	363
Information for the EEI .....	334	G .....	364
Electronic Export Information Coding Details .....	334	H .....	364
<b>39 Commercial Destination Control .....</b>	<b>336</b>	I .....	364
Commercial Destination Control Service Details .....	337	J .....	365
Commercial Destination Control Coding Details .....	337	K .....	365
<b>40 B13A for Canada Export Shipping .....</b>	<b>338</b>	L .....	365
B13A Service Details .....	339	M .....	365
B13A Coding Details .....	339	N .....	366
<b>41 Shipping Document Service .....</b>	<b>341</b>	O .....	366
Shipping Document Service Details .....	342	P .....	366
<b>42 Upload Images .....</b>	<b>353</b>	Q .....	366
Upload Image Service Details .....	354	R .....	367
<b>43 FedEx Electronic Trade Documents .....</b>	<b>355</b>	S .....	367
FedEx ETD Details .....	356	T .....	368
		U .....	368
		V .....	368
		W .....	368
		Y .....	369
		Z .....	369

<b>B U.S. State Codes</b> .....	<b>370</b>	Package Movement Information Service Error Messages .....	421
<b>C Canada Province Codes</b> .....	<b>373</b>	Pickup Service Error Messages .....	432
<b>D Mexico State Codes</b> .....	<b>375</b>	Rate Service Error Messages .....	470
<b>E United Arab Emirates (UAE) State Code Table</b> .....	<b>377</b>	Ship Service and Open Shipping Error Messages .....	487
<b>F Currency Codes</b> .....	<b>379</b>	FedEx SmartPost Shipping Error Messages .....	526
<b>G Harmonized Tariff Unit of Measure Codes</b> .....	<b>382</b>	SPOD Error Messages .....	526
<b>H Vague Commodity Descriptions</b> .....	<b>386</b>	Track Service Error Messages .....	527
<b>I Waybill Legal Terms and Conditions</b> .....	<b>402</b>	<b>P Countries Accepting Electronic Trade Documents</b> .....	<b>537</b>
<b>J Postal-Aware Countries and Formats</b> .....	<b>404</b>	<b>Q Track Service Scan Codes</b> .....	<b>540</b>
<b>K Physical Packaging Type Codes</b> .....	<b>406</b>	<b>R Maximum Field Lengths</b> .....	<b>589</b>
<b>L Customs-Approved Document Descriptions</b> .....	<b>408</b>	<b>S FedEx Express Plain Paper Label Samples</b> .....	<b>591</b>
<b>M Time Zones</b> .....	<b>411</b>	Layout Requirements for Multiple-Piece Shipment Master Label .....	593
<b>N Minimum Customs Value</b> .....	<b>413</b>	Font Requirements for Multiple-Piece Shipment Master Label .....	594
<b>O Error Code Messages</b> .....	<b>415</b>	International Multiple Piece Shipment Child Label .....	595
Chained SSL Certificate Error Messages .....	416	C.O.D. Return Label (ASTRA Block) .....	596
Close Service Error Messages .....	417	Priority Saturday Delivery Label (ASTRA Block) .....	596
Electronic Trade Documents Error Messages .....	418	FedEx 1Day Freight Saturday Delivery Label .....	596
GlobalShipAddress Service Error Messages .....	418	2Day Saturday Delivery .....	597
		2Day Delivery .....	597
		Priority Alert Delivery .....	598
		FedEx Express Domestic Inaccessible Dangerous Goods with Dry Ice and Adult Signature Required .....	599
		Requirements for International Single Piece Label .....	600
		FedEx International Priority Label with Broker Select Option .....	601



International Single Piece Label with Electronic Trade Documents .....	602	FedEx Ground U.S. Third-Party with FedEx Return Manager Label .....	619
<b>T FedEx Express Thermal Label Samples .....</b>	<b>603</b>	FedEx International Ground Label with Third-Party Billing and C.O.D. with Guaranteed Funds .....	620
<b>U FedEx Ground Plain Paper Labels .....</b>	<b>605</b>	FedEx Ground U.S. Label with Doc-Tab .....	620
Label Layout Requirements .....	606	<b>W FedEx SmartPost Label Samples .....</b>	<b>621</b>
United States Home Delivery 1D Barcode Label .....	607	FedEx SmartPost Returns Label .....	622
Return Label .....	608	FedEx Ground Thermal SmartPost Label (Large Shipper) .....	622
HazMat Label .....	609	FedEx Integrated Label (Small Shipper) .....	622
C.O.D. Return Label .....	610	FedEx Ground SmartPost Returns Label .....	623
FedEx International Ground Label .....	611	<b>X Sample Shipping Documents .....</b>	<b>624</b>
<b>V FedEx Ground Thermal Label Samples .....</b>	<b>612</b>	Bill of Lading .....	626
Layout Requirements for FedEx Ground U.S. Label .....	613	Commercial Invoice .....	626
Font Requirements for FedEx Ground U.S. Label .....	614	Certificate of Origin .....	627
Layout and Font Requirements for FedEx Home Delivery U.S. Label .....	614	FedEx Ground Pickup Manifest .....	627
FedEx Ground U.S. C.O.D. Inbound Shipping Label .....	615	NAFTA COO .....	628
FedEx Ground U.S. C.O.D. Outbound Payment Label .....	616	OP-900 .....	628
FedEx Ground U.S. E.C.O.D. Second Label .....	616	OP-950 .....	629
FedEx Ground U.S. C.O.D. with Guaranteed Funds Label .....	617	Pro Forma Invoice .....	629
FedEx Ground U.S. C.O.D. with Guaranteed Funds Second Label .....	618	<b>Y Glossary .....</b>	<b>630</b>
FedEx Ground Hold at Location Return Thermal Label with 1D Barcode .....	618		
FedEx Home Delivery U.S. 1D Barcode Label with ORM-D .....	619		

Table 1.	RateRequest Elements	35	Table 27.	Pickup Service Reply Elements	85
Table 2.	RateReply Elements	38	Table 28.	Pickup Service Country Codes	85
Table 3.	FedEx Freight RateRequest Shipment Elements	38	Table 29.	Cancel Pickup Service Request Elements	86
Table 4.	FedEx Freight Reply Shipment Elements	41	Table 30.	Cancel a Pickup Request Elements	87
Table 5.	Rate Reply Possible Surcharges for FedEx Service Options	42	Table 31.	Cancel a Pickup Reply Elements	87
Table 6.	Surcharges and Discounts Rate Quote	43	Table 32.	PickupAvailability Elements	88
Table 7.	FedEx Discount Programs	46	Table 33.	Pickup Availability Request Elements	89
Table 8.	Service Availability Request Elements	49	Table 34.	Pickup Availability Reply Elements	90
Table 9.	Service Availability Reply Elements	50	Table 35.	Ground Close Service Request Elements	93
Table 10.	Postal Coding Inquiry Request Elements	51	Table 36.	GroundCloseWithDocumentsRequest Elements	93
Table 11.	Postal Coding Inquiry Reply Elements	51	Table 37.	Ground Close Service with Document Reply Elements	94
Table 12.	TrackRequest Elements	55	Table 38.	Printing Ground Reports Elements	95
Table 13.	TrackReply Elements	57	Table 39.	FedEx SmartPost Close Service Elements	95
Table 14.	TrackReply/CompletedTrackDetails/TrackDetails Elements	57	Table 40.	Address Validation Request Elements	100
Table 15.	Tracking Status Scan Codes	64	Table 41.	Address Validation Reply Elements	102
Table 16.	SPOD Letter Request Elements	65	Table 42.	Enterprise Address Service Indicator Changes Elements	103
Table 17.	SPOD Letter Reply Elements	66	Table 43.	Enterprise Address Service Residential Status Elements	104
Table 18.	SPOD Fax Request Elements	66	Table 44.	Enterprise Address Service DeliveryPointValidation Elements	104
Table 19.	SPOD Fax Reply Elements	67	Table 45.	Enterprise Address Service Indicator Changes Elements	104
Table 20.	Valid Language Codes for Notification Service	69	Table 46.	Open Ship Creation	110
Table 21.	Send Notifications Request Elements	70	Table 47.	CreateOpenShipmentRequest	112
Table 22.	SendNotificationsReply Elements	72	Table 48.	CreateOpenShipmentReply	114
Table 23.	FedEx InSight Elements	73	Table 49.	AddPackagesToOpenShipmentRequest	118
Table 24.	SearchLocationsRequest Coding Elements	77	Table 50.	AddPackagesToOpenShipmentReply	119
Table 25.	SearchLocationsReply Elements	79	Table 51.	ModifyPackageInOpenShipmentRequest	119
Table 26.	Pickup Service Request Elements	83	Table 52.	ModifyPackageInOpenShipmentReply	121

Table 53.	DeletePackagesFromOpenShipmentRequest .....	124	Table 78.	Doc-Tab Configuration Elements .....	160
Table 54.	DeleteOpenShipmentRequest .....	124	Table 79.	Doc-Tab Prefix (Non-Rate Data) .....	161
Table 55.	ConfirmOpenShipmentRequest .....	125	Table 80.	Doc-Tab Prefix (Rate Data) .....	161
Table 56.	ConfirmOpenShipmentReply .....	126	Table 81.	Web Services Elements .....	166
Table 57.	RetrieveJobResultsRequest .....	127	Table 82.	Number of Thermal Labels Printed Per U.S. Service .....	168
Table 58.	RetrieveJobResultsReply .....	128	Table 83.	Number of Thermal Labels Printed Per U.S. Export International Service .....	168
Table 59.	Shipping Services by Region .....	132	Table 84.	Number of Thermal Labels Printed Per Intra-Mexico Service ....	168
Table 60.	Requested Shipment Elements .....	132	Table 85.	Number of Thermal Labels Printed Per Intra-Canada Service ....	168
Table 61.	DeleteShipmentRequest Elements .....	136	Table 86.	Number of Thermal Labels Printed Per Canada Export Int'l Service .....	168
Table 62.	Delete Shipment Coding Details Elements .....	137	Table 87.	Custom Label Elements for Text .....	170
Table 63.	ProcessShipmentReply Elements .....	138	Table 88.	Custom Label Elements for Graphics .....	173
Table 64.	Validate Shipment Request Elements .....	142	Table 89.	Recipient Information Elements .....	184
Table 65.	Return (Inbound) Email Label Elements .....	144	Table 90.	Shipment/Package Information Elements .....	184
Table 66.	Non-Return (Outbound) Email Label Elements .....	145	Table 91.	Label Requirements Elements .....	185
Table 67.	CancelPendingShipmentRequest Element .....	145	Table 92.	CustomerReferences/CustomerReferenceType Elements .....	186
Table 68.	Return Types .....	147	Table 93.	Multiple Piece Shipment Request Elements .....	186
Table 69.	ProcessTagRequest Elements .....	149	Table 94.	Multiple Piece Shipment Reply Elements .....	187
Table 70.	DeleteTagRequest Elements .....	151	Table 95.	U.S. ExpressFreightDetail Elements .....	192
Table 71.	ExpressTagAvailabilityRequest Element .....	151	Table 96.	Delivery Signature Services .....	194
Table 72.	ExpressTagAvailabilityReply Elements .....	152	Table 97.	Delivery Signature Elements .....	195
Table 73.	Print Return Label Elements .....	154	Table 98.	Priority Alert Basic Complex Elements .....	198
Table 74.	Alternate Return Request Elements .....	155	Table 99.	Priority Alert Additional Reply Elements .....	198
Table 75.	Thermal Label Elements .....	157	Table 100.	Saturday Ship and Delivery Request Elements .....	200
Table 76.	Number of Thermal Labels Printed Per U.S. Service .....	159	Table 101.	Single C.O.D. Shipment Elements .....	202
Table 77.	Number of Thermal Labels Printed Per U.S. Export Intn'l Service .....	159			

<a href="#">Table 102.</a>	Multiple Piece Shipment C.O.D. Request Elements .....	205	<a href="#">Table 127.</a>	FedEx SmartPost Request Elements .....	253
<a href="#">Table 103.</a>	Multiple Piece Shipment C.O.D. Reply Elements .....	205	<a href="#">Table 128.</a>	FedEx SmartPost Reply Elements .....	254
<a href="#">Table 104.</a>	Multiple Piece Shipment C.O.D. Additional Shipping Options Reply Elements .....	205	<a href="#">Table 129.</a>	FedEx SmartPost APO/FPO/DPO Elements .....	255
<a href="#">Table 105.</a>	Single and C.O.D. Multiple Piece Shipment Elements .....	208	<a href="#">Table 130.</a>	FedEx SmartPost Returns Request Elements .....	258
<a href="#">Table 106.</a>	Multiple-Piece Shipment C.O.D. Elements .....	212	<a href="#">Table 131.</a>	CreatePendingShipment Basic Returns Email Label Request Elements .....	260
<a href="#">Table 107.</a>	Multiple-Piece Shipment C.O.D. Reply Elements .....	212	<a href="#">Table 132.</a>	CreatePendingShipment Request Returns Email Label Through FedEx Elements .....	261
<a href="#">Table 108.</a>	Additional Multiple-Piece Package/Shipment C.O.D. Options ....	213	<a href="#">Table 133.</a>	FedEx SmartPost Email Return Label Request Elements .....	262
<a href="#">Table 109.</a>	Dangerous Goods Coding Details Elements .....	216	<a href="#">Table 134.</a>	FedEx SmartPost Reply Elements .....	263
<a href="#">Table 110.</a>	Hazardous Materials Elements .....	220	<a href="#">Table 135.</a>	Cancel Email Label Elements .....	265
<a href="#">Table 111.</a>	Hazardous Materials Reply Elements .....	222	<a href="#">Table 136.</a>	Freight Request Elements .....	271
<a href="#">Table 112.</a>	Alcohol Shipping Elements .....	225	<a href="#">Table 137.</a>	Optional Pickup Request Elements .....	275
<a href="#">Table 113.</a>	Hold at FedEx Location Elements .....	227	<a href="#">Table 138.</a>	Freight Reply Elements .....	275
<a href="#">Table 114.</a>	Dry Ice ShipService WSDL Elements .....	230	<a href="#">Table 139.</a>	Canadian Services .....	279
<a href="#">Table 115.</a>	Shipment Notification Elements .....	233	<a href="#">Table 140.</a>	Europe, the Middle East and Africa Services and Service Areas .....	279
<a href="#">Table 116.</a>	Variable Handling Elements .....	236	<a href="#">Table 141.</a>	Latin America and the Caribbean Services and Service Areas .	281
<a href="#">Table 117.</a>	Masked Data Coding Elements .....	239	<a href="#">Table 142.</a>	Latin America and the Caribbean Special Service Options .....	283
<a href="#">Table 118.</a>	Future Day Shipping Elements .....	241	<a href="#">Table 143.</a>	Europe, the Middle East and Africa Special Service Options ....	283
<a href="#">Table 119.</a>	Recipient Information Elements .....	245	<a href="#">Table 144.</a>	India Special Service Options .....	285
<a href="#">Table 120.</a>	Billing Elements .....	245	<a href="#">Table 145.</a>	Freight to Collect with Intra-Country Shipping .....	287
<a href="#">Table 121.</a>	Multiple-Package Shipment Elements .....	246	<a href="#">Table 146.</a>	Colombia Package Limitations .....	287
<a href="#">Table 122.</a>	Package and Shipment Details Elements .....	247	<a href="#">Table 147.</a>	Intra-Country Shipping Weights and Dimension Limits .....	289
<a href="#">Table 123.</a>	LabelSpecification Element .....	248	<a href="#">Table 148.</a>	CreatePendingShipmentRequest .....	289
<a href="#">Table 124.</a>	Package vs. Shipment Level Shipping Options .....	248	<a href="#">Table 149.</a>	Intra-India Shipping Surcharge Reply Element .....	290
<a href="#">Table 125.</a>	Home Delivery Convenient Delivery Options Elements .....	249			
<a href="#">Table 126.</a>	Customer Reference/CustomerReferenceType Elements .....	249			



Table 150. Mexico Package Limitations .....	291	Table 176. International Ground Label Requirements .....	324
Table 151. Intra-Mexico Request Elements .....	291	Table 177. Broker Selection Elements .....	324
Table 152. Intra-UK Request Elements .....	292	Table 178. Commodity Information Elements .....	324
Table 153. Intra-UK Reply Elements .....	294	Table 179. FedEx International Ground U.S. to Canada NAFTA Elements ...	326
Table 154. Recipient Information Elements .....	299	Table 180. International Ground Reply Elements .....	326
Table 155. Billing Elements .....	300	Table 181. International/NAFTA Reply Information .....	327
Table 156. Multiple Piece Shipment Elements .....	300	Table 182. CustomerReference/CustomerReferenceType Elements .....	327
Table 157. Shipment/Package Information Elements .....	301	Table 183. International Broker Select Elements .....	330
Table 158. Label Requirements Element .....	302	Table 184. ITN or EEI Exemption Number Elements .....	334
Table 159. Document Shipment Options .....	303	Table 185. Commerce Destination Control Statement Elements .....	337
Table 160. Recipient Information Elements .....	303	Table 186. B13A Elements .....	339
Table 161. Billing Detail Elements .....	304	Table 187. Certificate of Origin Elements .....	342
Table 162. Multiple-Piece Shipment Elements .....	305	Table 188. Commerical Invoice Elements .....	343
Table 163. Shipment/Package Information Elements .....	305	Table 189. NAFTA Certificate of Origin Elements .....	345
Table 164. Label Requirements Element .....	307	Table 190. OP-900 Elements .....	348
Table 165. Commodity Shipment Elements .....	307	Table 191. Dangerous Goods Shippers Declaration Elements .....	349
Table 166. Commodity Elements .....	308	Table 192. Pro Forma Invoice Elements .....	350
Table 167. International Traffic in Arms Regulations Coding Elements .....	311	Table 193. Freight Address Label Elements .....	351
Table 168. Express International Elements .....	311	Table 194. UploadImage Request Elements .....	354
Table 169. CustomerReference/CustomerReferenceType Elements .....	311	Table 195. UploadImage Reply Elements .....	354
Table 170. Saturday Service Request Elements .....	314	Table 196. Electronic Trade Documents Request Elements .....	356
Table 171. International ExpressFreightDetail Elements .....	317	Table 197. Electronic Trade Documents Reply Elements .....	357
Table 172. Recipient Information Elements .....	321	Table 198. Electronic Trade Documents Request Elements .....	357
Table 173. Billing Elements .....	321	Table 199. Electronic Trade Documents Reply Elements .....	358
Table 174. Multiple Piece Shipment Elements .....	322	Table 200. Canada Province Codes .....	374
Table 175. Package and Shipment Details Elements .....	322	Table 201. Mexico State Codes .....	376

---

Table 202. UAE State Codes .....	378	Table 208. Customs-Approved Document Descriptions .....	409
Table 203. Currency Codes .....	380	Table 209. Maximum Field Lengths .....	590
Table 204. Harmonized Tariff Unit of Measure Codes .....	383	Table 210. FedEx Express Special Handling Codes .....	598
Table 205. Vague Commodity Descriptions .....	387	Table 211. Shipping Documents .....	625
Table 206. Postal Aware Countries and Formats .....	405	Table 212. Glossary .....	631
Table 207. Physical Packaging Type Codes .....	407		

# About This Guide



[Document Organization](#)

[Resources](#)

[Support](#)

This guide describes how to integrate with FedEx Web Services.

It is written for the application developer who uses web services to design and deploy applications enabled by FedEx. It describes how to get started with application development and how to use the Application Programming Interface (API). It also describes each available service in addition to the business logic that drives each FedEx process.

## Document Organization

Each web service provides access to FedEx features. The service description includes service details and a full schema listing to facilitate application development.

## Resources

- FedEx Developer Resource Center: **fedex.com/developer**
- FedEx Services At-a-Glance: **fedex.com/us/services**
- *FedEx Service Guide* available at **fedex.com/us/service-guide**

- Microsoft Web Services: [msdn.microsoft.com/en-us/library/ms950421.aspx](http://msdn.microsoft.com/en-us/library/ms950421.aspx)
- O'Reilly XML.com: [www.xml.com](http://www.xml.com)
- Secure Socket Layer Certificates: **fedex.com/us/developer/downloads/dev\_cert.zip**
- Web Services organization home page: [www.web-services.org](http://www.web-services.org)

## Support

- Contact FedEx Web Services technical support at **websupport@fedex.com**.
- For technical support, call 1.877.339.2774 and state "API" at the voice prompt.  
Support hours are Monday through Friday, 7:00 a.m. to 9:00 p.m. CST, and Saturday, 9:00 a.m. to 3:00 p.m. CST.
- For FedEx Customer Service, call **1.800.GoFedEx 1.800.463.3339**.  
Customers using a FedEx® Compatible Solutions Program automation solution should contact their software provider for support.



# 1 Introduction



[Document Overview](#)

[Printing All or Part of This Guide](#)

[Web Services, WSDL, and SOAP Overview](#)

[Implementing FedEx Web Services](#)

[Understanding the XML Schema](#)

[Implementation Process](#)

FedEx Web Services gives you the tools to build custom platform- and interface-independent applications that access FedEx features. You can use FedEx Web Services in a variety of ways to create customized integration solutions for your specific shipping needs. Here are just a few of the ways a company can use web services to streamline operations, improve visibility, and provide more choices to clients:

- **Verify Addresses and Improve Customer Satisfaction:** Prompt customers for additional information in the event of an address discrepancy or missing information with the Address Validation WSDL. See [Chapter 8: Address Validation Service](#) for more information.
- **Give Customers More Options:** Help customers learn about all the available shipping options and rates with Ship Service and Rate Services. You can also extend this service to your shopping cart and website, allowing customers to access money-saving information firsthand. See [Chapter 2: Rate Services](#) and [Chapter 10: Ship Service](#) for more information.
- **More Convenience:** Use the GlobalShipAddress Service to find the FedEx pickup location nearest your customer. Or, send an email to your customers with a link to this service as part of your standard order-receipt process. See [Chapter 5: Global Ship Address Service](#) for more information.
- **Offer Global Shipping Options:** Create shipping labels for worldwide locations. Improve customer service by offering more shipping options to customers in more countries with the consolidated Ship Service. See [Chapter 10: Ship Service](#) for more information.
- **Reduce Customer Service Costs:** Decrease phone traffic from customers checking the status of their shipments and cut customer service costs. FedEx provides online Tracking and Visibility Services that allow you to provide customers with the status of shipments, Signature Proof of Delivery (SPOD), and Shipment Notification in the Ship Request.

See [Chapter 25: Shipment Notification in the Ship Request, Signature Proof of Delivery \(SPOD\)](#) and [Chapter 4: Tracking and Visibility Services](#) and for more information.

- **Simplify Processes and Improve Satisfaction:** In addition to ExpressTagAvailability, provide a simple way to allow customers to return an order with Email Labels. This service sends an email with the address (URL) of a website where the recipient can log in and print a return label. See [ExpressTagAvailability](#) and [Email Labels](#) for more information.

Why should developers be interested in web services?

- **Interoperability:** Any web service can interact with any other web service and can be written in any programming language.
- **Ubiquity:** Web services communicate using HTTP and XML. Any connected device that supports these technologies can both host and access web services.
- **Low Barrier to Entry:** The concepts behind web services are easy to understand, and developers can quickly create and deploy them using many toolkits available on the web.
- **Industry Support:** Major content providers and vendors support the web services movement.

Any application running on any platform can interact with a web service by using the Simple Object Access Protocol (SOAP) and Web Services Description Language (WSDL) standards for message transfer and service discovery. By following the standards, applications can seamlessly communicate with platform services.

## Document Overview

The *FedEx Web Services Developer Guide* provides instructions for coding the functions you need to develop FedEx supported applications described in the following chapters.

- Introduction (this chapter):
  - Documentation overview and guidelines, including how to use the Help application and how to print this guide.
  - Overview information about web services, including a high-level description of FedEx Web Services methods.
  - Coding basics.
  - Overview information about testing and certifying your application.
- [Chapter 2: Rate Services on page 33](#) describes services to rate packages.
- [Chapter 3: Package Movement Information Service on page 48](#) describes how to check service availability, postal codes, and route information.
- [Chapter 4: Tracking and Visibility Services on page 52](#) covers Track Services and includes:
  - Elements for requesting tracking information, coding notification requests, and requesting [Signature Proof of Delivery \(SPOD\) on page 65](#).
  - The [Notification on page 69](#) service, which can be used to notify shippers and recipients of significant shipment events.
  - Elements for configuring [FedEx InSight on page 73](#).
- [Chapter 5: Global Ship Address Service on page 75](#) describes how to receive the addresses of the nearest FedEx package drop-off locations, including FedEx Office® Print and Ship Center locations.
- [Chapter 10: Ship Service on page 131](#) provides:
  - Service details for shipping with FedEx® services.
  - Service details and coding details for all shipping services, including [Chapter 13: FedEx Express U.S. Shipping on page 180](#), [Chapter 29: FedEx Ground U.S. Shipping on page 243](#), [Chapter 33: FedEx Express International Shipping on page 295](#), and [Chapter 36: FedEx International Ground Shipping on page 318](#).
- [Chapter 11: Returns Shipping on page 146](#) describes how to verify that a FedEx ExpressTag® Dispatch can be scheduled for a given place and time.
- [Chapter 30: FedEx SmartPost Shipping on page 251](#) describes how to configure FedEx SmartPost® shipping options.
- [Chapter 12: Creating a Label on page 156](#) describes how to configure, customize, and print shipping labels using a variety of options.
- [Chapter 8: Address Validation Service](#) explains how to check your shipping addresses for accuracy before shipping.
- Appendixes:
  - [Appendix A: Country Code Tables on page 360](#)
  - [Appendix B: U.S. State Codes on page 370](#)
  - [Appendix C: Canada Province Codes on page 373](#)
  - [Appendix D: Mexico State Codes on page 375](#)
  - [Appendix F: Currency Codes on page 379](#)
  - [Appendix G: Harmonized Tariff Unit of Measure Codes on page 382](#)
  - [Appendix H: Vague Commodity Descriptions on page 386](#)
  - [Appendix I: Waybill Legal Terms and Conditions on page 402](#)
  - [Appendix J: Postal-Aware Countries and Formats on page 404](#)
  - [Appendix K: Physical Packaging Type Codes on page 406](#)
  - [Appendix L: Customs-Approved Document Descriptions on page 408](#)
  - [Appendix M: Time Zones on page 411](#)
  - [Appendix N: Minimum Customs Value on page 413](#)
  - [Appendix O: Error Code Messages on page 415](#)
  - [Appendix P: Countries Accepting Electronic Trade Documents on page 537](#)
  - [Appendix Q: Track Service Scan Codes on page 540](#)



- [Appendix R: Maximum Field Lengths on page 589](#)
- [Appendix S: FedEx Express Plain Paper Label Samples on page 591](#)
- [Appendix U: FedEx Ground Plain Paper Labels on page 605](#)
- [Appendix V: FedEx Ground Thermal Label Samples on page 612](#)
- [Appendix T: FedEx Express Thermal Label Samples on page 603](#)
- [Appendix Y: Glossary on page 630](#)

Each chapter covering FedEx Web Services coding includes:


- Service Details: Business rules for using the FedEx service.
- Service Options: Links to additional services that can be added to the basic Web Service.
- Coding Details: Best practices information, basic request and reply elements, and a link to error messages.
- XML Schema: A link to the layout for each CSP WSDL service. This layout provides coding requirements for all elements in the schema. The Web Services CSP Reference Guide includes a detailed description of all available data elements and types in addition to all of the information required to build a request and understand the reply.

## Printing All or Part of This Guide

You can print all or part of this guide from the PDF version.

### Printing from the PDF Version

From the PDF version you can print the complete document or a page range of the document.

1. Open the PDF file and click the printer icon  or click **File > Print**.
2. From the **Print** dialog box, print the complete document, specify a page range, or choose from any of the available print options.

## Web Services, WSDL, and SOAP Overview

This section describes the standard coding technologies used in FedEx Web Services.

### Web Services

Web services are a collection of programming technologies, including XML, Web Services Description Language (WSDL), and SOAP, which allow you to build programming solutions for specific messaging and application integration.

Web services are, by definition, platform independent. FedEx Web Services allow developers to build custom applications that are independent of changes to the FedEx interface.

Web Services are consumed by many different applications across many platforms. It is based on the basic principles that govern XML standards, one of which is how Namespaces can be declared and applied.

Namespaces are declared as an attribute of an element. It is not mandatory to declare namespaces only at the root element; rather it could be declared at any element in the XML document. The scope of a declared namespace begins at the element where it is declared and applies to the entire content of that element, unless overridden by another namespace declaration with the same prefix name, the content of an element is the content between the <opening-tag> and </closing-tag> of that element. So essentially, XML namespace declarations are scoped, meaning that the declared prefix (or default namespace) is in force for the element on which the declaration occurs (as well as its descendant elements). A namespace declared as follows:

```
<v12:RateReply xmlns:v12="http://
```

is semantically same as

```
<RateReply xmlns="http://fedex.com/ws/rate/v12">
```



or even (hypothetically) same as

```
<foo:RateReply xmlns:foo="http://fedex.com/ws/rate/v12">
```

## WSDL

A SOAP request to, or response from, a service is generated according to the service's WSDL definition. A WSDL document describes a service. It is an XML document that provides information about what the service does, the methods that are available, their parameters, and parameter types. It describes how to communicate with the service in order to generate a request to, or decipher a response from, the service.

The purpose of a WSDL is to completely describe a web service to a client. A WSDL defines where the service is available and what communications protocol is used to talk to the service. It defines everything required to write a program to work with an XML web service. A WSDL document describes a web service using seven major elements. Elements can be abstract or concrete.

Abstract XML elements describe the web service: <types>, <message>, <operation>, <portType>. Concrete XML elements provide connection details: <service>, <port>, <binding>.

### WSDL Elements

Element	Definition
<definitions>	The root element contains name space definitions.
<portType>	The most important WSDL element. It is a set of all operations that a web service can accept and is a container for <operation> elements. This WSDL element describes a web service, the operations that can be performed, and the messages that are involved, and can be compared to a function library (or a module or a class) in a traditional programming language.
<types>	Defines variable types used in the web service (both the parameters passed to a function and the type of the value passed back via the response). The data types are described by XML schema. This element contains user-defined data types (in

Element	Definition
	the form of XML schema). For maximum platform neutrality, WSDL uses XML schema syntax to define data types.
<message>	Defines the data elements of an operation. Each message can consist of one or more parts that can be compared to the parameters of a function call in a traditional programming language.
<operation>	Child of the <binding> element that defines each operation that the port exposes. This element allows only three messages: <b>Message - Definition</b> Input Message - Data web services receive Output Message - Data web services send Fault Message - Error messages from web services
<service>	Contains a <port> child element that describes the URL where the service is located. This is the location of the ultimate web service.
<binding>	Defines the message format and protocol details for each port. The binding element has two attributes: the name attribute and the type attribute. This element specifies how the client and the web service should send messages to one another.

*Note: For more information about the WSDL standard, refer to the World Wide Web Consortium (W3C) Website at [w3.org/TR/wsdl](http://w3.org/TR/wsdl).*

## SOAP

- Is a simple XML-based protocol that allows applications to exchange information over HTTP.
- Is built on open standards supported by numerous development tools on various platforms.
- Is a request interface object in your application programming language.
- Provides a way to communicate between applications running on different operating systems, with different technologies and programming languages.



- Enables the data to pass through layers of intermediaries and arrive at the ultimate receiver the way it was intended.

*Note: You may not need to actually construct the SOAP messages yourself — many development tools available today construct SOAP behind the scenes.*

## SOAP Message

A SOAP message is an XML document that can be a request for a web service from a client or a “reply” from a web service to a client.

- Required <SOAP:Envelope>
- Optional <SOAP:Header>
- Required <SOAP:Body>

### Example: Delete Tag Request (SOAP Message)

```
<SOAP-ENV:Envelope
  xmlns:SOAP-ENV="http://schemas.xmlsoap.org/soap/envelope/"
  xmlns:SOAP-ENC="http://schemas.xmlsoap.org/soap/encoding/"
  xmlns:xsi="http://www.w3.org/2001/XMLSchema-instance"
  xmlns:xsd="http://www.w3.org/2001/XMLSchema"
  xmlns="http://fedex.com/ws/ship/v13">
<SOAP-ENV:Body>
<DeleteTagRequest>
<WebAuthenticationDetail>
  <UserCredential>
    <Key>
      User Key
```

```
    </Key>
    <Password>
      User Password
    </Password>
  </UserCredential>
</WebAuthenticationDetail>
<ClientDetail>
  <AccountNumber>xxxxxxxx</AccountNumber>
  <MeterNumber>xxxxxx</MeterNumber>
</ClientDetail>

<Version>
  <ServiceId>ship</ServiceId>
  <Major>12</Major>
  <Intermediate>0</Intermediate>
  <Minor>0</Minor>
</Version>
<DispatchLocationId>MQYA</DispatchLocationId>
<DispatchDate>2012-06-01</DispatchDate>
<Payment>
  <PaymentType>shipper</PaymentType>
  <Payor>
    <AccountNumber>xxxxxxxx</AccountNumber>
    <CountryCode>US</CountryCode>
  </Payor>
</Payment>
<ConfirmationNumber>997037200019454</ConfirmationNumber>
</DeleteTagRequest>
</SOAP-ENV:Body>
</SOAP-ENV:Envelope>
```

## Non-SOAP Web Services

FedEx offers a non-SOAP web services solution that you can use to send transactions without having to use tools that provide SOAP protocol support for web services. This may be convenient for developers using environments that do not provide support for SOAP. With this interface, XML documents are sent directly to the FedEx servers via the HTTP POST command. FedEx provides a set of specifications and examples to help with the development of this type of communications method.





To use the non-SOAP web service solution, you must have a working knowledge of HTTPS and Secure Socket Layering (SSL) encryption, the ability to provide a secure SSL connection to FedEx and the ability to code to an operation interface using XML.

The interfaces used in the SOAP and non-SOAP web services are defined in WSDL files. The WSDL files contain schemas that define the layout of the operations. The same WSDL file is used for both the SOAP and non-SOAP web service users.

Non-SOAP users are concerned only with the schema definitions and not the other WSDL components that are SOAP-specific. The XML data that is sent via the non-SOAP interface looks almost identical to the data that is sent via the SOAP interface. The only difference is that the data sent via the non-SOAP interface does not contain the wrapping Envelope and Body tags that are specific to SOAP. The following is an example of a TrackRequest using the non-SOAP interface.

### Example Track Request

```

<q0:TrackRequest>
  <q0:WebAuthenticationDetail>
    <q0:UserCredential>
      <q0:Key>xxxxxxxxxxxxxxxxxx</q0:Key>
      <q0:Password/>
    </q0:UserCredential>
  </q0:WebAuthenticationDetail>
  <q0:ClientDetail>
    <q0:AccountNumber>xxxxxxxx</q0:AccountNumber>
    <q0:MeterNumber>xxxxxxxx</q0:MeterNumber>
    <q0:IntegratorId/>
    <q0:Localization>
      <q0:LanguageCode>EN</q0:LanguageCode>
      <q0:LocaleCode>us</q0:LocaleCode>
    </q0:Localization>
  </q0:ClientDetail>
  <q0:TransactionDetail>
    <q0:LanguageCode>EN</q0:LanguageCode>
    <q0:LocaleCode>us</q0:LocaleCode>
  </q0:TransactionDetail>
  <q0:Version>
    <q0:ServiceId>trck</q0:ServiceId>
    <q0:Major>7</q0:Major>
    <q0:Intermediate>0</q0:Intermediate>
    <q0:Minor>0</q0:Minor>
  </q0:Version>
  <q0:SelectionDetails>
    <q0:CarrierCode>FDXE</q0:CarrierCode>
    <q0:PackageIdentifier>
      <q0:Type>TRACKING_NUMBER_OR_DOORTAG</q0:Type>
      <q0:Value>797843158299</q0:Value>
    </q0:PackageIdentifier>
  </q0:SelectionDetails>
  <q0:ProcessingOptions>INCLUDE_DETAILED_SCANS</q0:ProcessingOptions>
</q0:TrackRequest>
<q0:CustomerTransactionId>Basic_TrackRequest_q0_Internal</q0:CustomerTransactionId>
  <q0:Localization>

```

### Error Handling

Error handling for non-SOAP operations is different from error handling for SOAP operations. The SOAP specification provides an error handling mechanism that is not present for non-SOAP operations. For a SOAP operation, a fault is returned as a SOAP exception. For a non-SOAP request, the contents of the SOAP fault are returned as an XML document. These SOAP fault documents are returned in situations such as schema validation failures or when operation types are



unrecognized. In the following example, a SOAP fault document is returned from a schema validation failure in which the AccountNumber element was incorrectly sent as the AccountNumberx element:

```
<soapenv:Fault xmlns:soapenv="http://schemas.xmlsoap.org/soap/envelope/">
<faultcode>soapenv:Server</faultcode>
<faultstring>5: Schema validation failed for request.</faultstring>
<detail>
<con:fault xmlns:con="http://www.bea.com/wli/sb/context">
<con:errorCode>5</con:errorCode>
<con:reason>Schema validation failed for request.</con:reason>
<con:details>
<con1:ValidationFailureDetail xmlns:con1="http://www.bea.com/wli/sb/stages/transform/config">
<con1:message>Expected element 'AccountNumber@http://fedex.com/ws/ship/v8' instead of 'AccountNumberx@http://fedex.com/ws/ship/v8'
here in element ClientDetail@http://fedex.com/ws/ship/v8</con1:message>
<con1:xmlLocation>
<ship:AccountNumberx xmlns:ship="http://fedex.com/ws/ship/v8">000000000</ship:AccountNumberx>
</con1:xmlLocation>
<con1:message>Expected element 'AccountNumber@http://fedex.com/ws/ship/v1' before the end of the content in element
ClientDetail@http://fedex.com/ws/ship/v8</con1:message>
<con1:xmlLocation>
<ship:ClientDetail xmlns:ship="http://fedex.com/ws/ship/8">
<ship:AccountNumberx>0000000000000000000</ship:AccountNumberx>
<ship:MeterNumber>0000000</ship:MeterNumber>
</ship:ClientDetail>
</con1:xmlLocation>
</con1:ValidationFailureDetail>
</con:details>
<con:location>
<con:node>Validate</con:node>
<con:pipeline>Validate_request</con:pipeline>
<con:stage>ValidateRequest</con:stage>
<con:path>request-pipeline</con:path>
</con:location>
</con:fault>
</detail>
</soapenv:Fault>
```

Each reply should be checked for the Fault element to indicate failure in processing the message.



*Note: Normal error processing still applies; this is an additional error check for incorrect syntax in XML documents.*

Keep in mind that if you use either the SOAP or non-SOAP version of FedEx Web Services, labels are returned as Base64 encoded. To print shipping labels, you must decode labels before sending them to your printer.

For more information on Base64 decoding, see [Chapter 12: Creating a Label](#).

### Non-SOAP HTTP POST Example

The following HTTPS POST example is a valid working example, but is not guaranteed to work for all programming languages, applications, and host systems:

```
POST /xml HTTP/1.0
Referrer: YourCompanyNameGoesHere
Host: wsbeta.fedex.com
Port: 443
Accept: image/gif, image/jpeg, image/pjpeg, text/plain, text/html, */*
Content-Type: image/gif
Content-length: %d
Your FedEx Transaction
```

Each line is followed by one new line character except Content-length and the FedEx transaction. Two new line characters follow the Content-length line. The FedEx transaction has no extra characters. The Content-length line should have the length of the FedEx transaction in place of the %d variable.

*Note: Port 443 must be opened for bi-directional communication on your firewall.*

After formatting your non-SOAP transaction and placing it in a HTTP POST request, you will need to open an SSL connection to the FedEx test server and send the request through FedEx by using your SSL connection.

Next, parse the HTTPS response to determine if there were any errors. Examine the HTTP header to determine if any HTTP or Web Server errors were encountered. If you received a 200 status code, parse the reply to determine if there were any processing problems.

### Visual Basic Project Error

You may receive an error indicating that an element is not set, even after setting it in the code. When you set a Boolean type element to true, you may also need to set the specified element to true.

### Implementing FedEx Web Services

Before you begin implementing FedEx Web Services, note the following guidelines:

- FedEx Web Services are designed to support any operating system and coding language. Downloadable sample code is available in Java, C#, VB,



.Net and PHP languages from the FedEx Developer Resource Center Technical Resources.

- Transactions submitted to FedEx using FedEx Web Services are required to have a minimum of 128-bit encryption to complete the request.

## Understanding the XML Schema

The XML schema defines the messages that you can use to access the FedEx services. You create a request that contains business data and other instructions and you send it to FedEx. FedEx replies with a response that contains the data resulting from the instructions you sent in.

The XML schema provides a means for defining the structure, content, and semantics of XML documents.

An XML schema defines:

- Elements and attributes that can appear in a document
- Elements that are child elements
- Order and number of child elements
- Whether an element is empty or can include text
- Data types, default values, and fixed values for elements and attributes

Some important facts about the XML schema:

- Elements that contain sub-elements or carry attributes have complex types.
- Elements that contain numbers (and strings, and dates, etc.), but do not contain any sub-elements, have simple types. Some elements have attributes. Attributes always have simple types.
- Complex types in the instance document, and some of the simple types, are defined in the schema associated with a FedEx Web Service. Other

simple types are defined as part of XML schema's repertoire of built-in simple types.

- XML schema built-in simple types are prefixed by "xs:", which is associated with the XML schema namespace through the declaration `xmlns:xs="http://www.w3.org/2001/XMLSchema"`, displayed in the schema element.
- The same prefix, and the same association, are also part of the names of built-in simple types, such as `xs:string`. This association identifies the elements and simple types as belonging to the vocabulary of the XML schema language, rather than the vocabulary of the schema author.

## Guide to the XML Schema

The XML schema for each WSDL provides details about the structure, content, and semantics of the request XML document sent to a FedEx Web Service and the XML document returned by that FedEx Web Service.

The top of each service schema includes:

- Schema location and schema file name that ends in an ".xsd" suffix.
- Alphabetical listing of complex types for the documented service.
- Alphabetical listing of schema simple types for the documented service.
- Input or request data type for the documented service.
- Output or reply data type for the documented service.

The remainder of the service schema contains tables of information about each element, complex type, and simple type.

Each table consists of some or all of the following sections: diagram, namespace, children, type, properties, used by, facets, and source.

## XML Schema Diagrams

XML schema diagrams describe the elements (usually associated with a request or reply), complex types, and simple types that make up the WSDL. This table illustrates the relationships and behavior of elements and types.

Schema Diagram	Description
<p>The diagram illustrates the structure of the <code>DeleteShipmentRequest</code> element. It is a required element (solid box) that contains several child elements:</p> <ul style="list-style-type: none"> <li><code>WebAuthenticationDetail</code> (type <code>ns:WebAuthenticationDetail</code>): Descriptive data to be used in authentication of the sender's identity (and right to use FedEx web services).</li> <li><code>ClientDetail</code> (type <code>ns:ClientDetail</code>): Descriptive data identifying the client submitting the transaction.</li> <li><code>TransactionDetail</code> (type <code>ns:TransactionDetail</code>): Descriptive data for this customer transaction. The <code>TransactionDetail</code> from the request is echoed back to the caller in the corresponding reply. (Optional, dashed box)</li> <li><code>Version</code> (type <code>ns:VersionId</code>): Identifies the version/level of a service operation expected by a caller (in each request) and performed by the callee (in each reply).</li> <li><code>ShipTimestamp</code> (type <code>xs:dateTime</code>): The timestamp of the shipment request. (Optional, dashed box)</li> <li><code>TrackingId</code> (type <code>ns:TrackingId</code>): Identifies the FedEx tracking number of the package being cancelled. (Optional, dashed box)</li> <li><code>DeletionControl</code> (type <code>ns:DeletionControlType</code>): Determines the type of deletion to be performed in relation to package level vs shipment level.</li> </ul> <p>Children: <code>ns:WebAuthenticationDetail ns:ClientDetail ns:TransactionDetail ns:Version ns:ShipTimestamp ns:TrackingId ns:DeletionControl</code></p>	<p>Diagrams of a parent element, such as <code>DeleteShipmentRequest</code>, include connections to the child elements. Child elements can be simple or complex types.</p> <p>A child element connected with a solid line and surrounded by a box with a solid border represents a required type, such as <code>ClientDetail</code>.</p> <p>A child element connected by a dotted line and surrounded by a dotted border represents an optional type, such as <code>TransactionDetail</code>.</p> <p>Types that are documented include the documentation directly below the box.</p> <p>All children are listed by name below the diagram.</p>

Schema Diagram	Description
<p>Determines the type of deletion to be performed in relation to package level vs shipment level.</p>	<p>A box with a single solid border represents a single element that is required.</p> <p>The type can be simple or complex.</p>
<p>The timestamp of the shipment request.</p>	<p>A box with a dotted border indicates a single element that is optional.</p> <p>The type can be simple or complex.</p>

Schema Diagram	Description
	<p>A layered box represents a multiple occurrence element. A solid line represents a required multiple occurrence element.</p> <p>The number of possible occurrences appears below the box, as depicted by the ProcessShipmentReply.</p> <p>An unbounded number of occurrences is represented by the infinity ∞ symbol (maxOccurs="unbounded"), as depicted by Notifications.</p> <p>A layered box with a dotted border represents an optional multiple occurrence type (minOccurs="0"), such as ErrorLabels.</p> <p><i>Note: An element that is defined as minOccurs="0" may be required for some calls.</i></p> <p>A standard type such as "JobId" indicates "string" below the element name.</p> <p>A FedEx specific type such as "ErrorLabels" indicates the FedEx type below the element name.</p>

## Required Elements

Most requests to FedEx require the following complex elements:

*Note: These elements are common to most FedEx Web Services (see the table below to learn which WSDLs need which common elements) and are not documented service by service.*

**WebAuthenticationDetail:** The WebAuthenticationDetail element includes user credentials issued by FedEx so that your transactions are recognized by the FedEx back-end systems. The following elements are required:

Element	Description
WebAuthenticationDetail	The descriptive data to be used in authentication of the sender's identity and right to use FedEx Web Services.
WebAuthenticationDetail/CspCredential	Credential key and password used to authenticate a CSP product/software version. This information is provided by FedEx.
WebAuthenticationDetail/UserCredential	Credential key and password used to authenticate a specific end user/customer of the CSP. This information is obtained by processing the Register Web CSP User Request.
UserCredential	Credential used to authenticate a specific software application. This value is provided by FedEx after registration.
WebAuthenticationCredential	Two-part authentication string used to verify shipper identity.
WebAuthenticationCredential/Key	Unique identifier assigned to each customer as part of their authentication credentials.
WebAuthenticationCredential/Password	Second part of the authentication credential which has a direct relationship with the credential key.

*Note: FedEx Web Services now use two-factor authentication. If you do not have new credentials, the latest WSDLs will use your old authentication credentials. If you do not have a new user authentication credential, do not populate the password element.*

**Client detail:** The ClientDetail element is required for all services that need your account number and meter number. Requirements are

- A standard type such as "string" appears in black text below element name.
- A FedEx specific type such as "Address" appears in red text below the element name.

Element	Description
ClientDetail/AccountNumber	Your FedEx account number.
ClientDetail/MeterNumber	The associated meter number for your FedEx account number. Maximum of 9 characters.
ClientDetail/ClientProductId	Identifies the CSP software product. This identifier is provided by FedEx.
ClientDetail/ClientProductVersion	Identifies the CSP software version. This identifier is provided by FedEx.

*Note: When building a web-based application for shipping that will be used at multiple locations, include the local FedEx Express account and meter in the ClientDetail section of the ship transaction. Create a database to hold multiple account and meter numbers for the shipping locations.*

**TransactionDetail:** The TransactionDetail element is optional for all transactions. However, if you want to identify associated request and reply transactions, use this element.

Element	Description
TransactionDetail/ CustomerTransactionId	Maximum of 40 characters. This element allows you to assign a unique identifier to your transaction. This element is returned in the reply and helps you match requests to replies.

**VersionId:** The VersionId element is required and uploads the WSDL version number to FedEx. FedEx provides the latest version number for the service you are using. This number should be updated when you implement a new version of the service.

Element	Description
ServiceId	Identifies a system or sub-system which performs an operation.
Major	Identifies the service business level.
Intermediate	Identifies the service interface level.
Minor	Identifies the service code level.

**Sender Information:** Your shipper information is required for all shipping transactions:

Element	Description
AccountNumber	If you include this element in the ship request, this entry overrides the account number in the ClientDetail element.
TIN	Tax Identification Number — this information is required for international shipments only.
Contact	The Contact element includes: <ul style="list-style-type: none"> <li>• ContactId</li> <li>• PersonName</li> <li>• Title</li> <li>• CompanyName</li> <li>• PhoneNumber</li> <li>• PhoneExtension</li> <li>• TollFreePhoneNumber</li> <li>• PagerNumber</li> <li>• FaxNumber</li> <li>• EmailAddress</li> </ul>
Address	This element includes: <ul style="list-style-type: none"> <li>• StreetLines: two StreetLines elements are allowed.</li> <li>• City</li> <li>• StateOrProvinceCode: required if your shipper address is in the U.S. or Canada.</li> <li>• PostalCode: required.</li> <li>• UrbanizationCode: may be required if your shipper address is in Puerto Rico.</li> <li>• CountryCode: required.</li> <li>• CountryName: required</li> </ul>
Residential	Required if your shipper address is considered a residential location. If you are unsure, use the <a href="#">Chapter 8: Address Validation Service</a> to check your address.

## WSDL and XML Schema

You can download the WSDL or XML schema for each service by following these steps:

1. Go to the FedEx Developer Resource Center (DRC) at <http://fedex.com/developer>.
2. Enter your username and password to login to the DRC.
3. Expand "Technical Resources" on the left pane.
4. Expand "FedEx Web Services for Shipping" and choose "Get Started."
5. Under the "Download" section in either the "Standard Services" or the "Advanced Services" tabs, click on the "Download WSDL or XML" link next to the download arrow of the appropriate service.

*Note: You can download the schema in either WSDL or XML format, depending on which link you choose.*

## Implementation Process

Planning your integration and organizing your application data to address your shipping needs can sometimes take more time than the actual implementation of the integration. FedEx Web Services conform to industry standards and are compatible with a comprehensive array of developers' tools. This ensures the fastest time-to-market with maximum flexibility to integrate FedEx transactions and information into your applications. FedEx WSDLs are fully interoperable with any product or developer's tool that also conforms to the WS-I Basic Profile. For details, see [ws-i.org/Profiles/BasicProfile-1.1-2004-08-24](http://ws-i.org/Profiles/BasicProfile-1.1-2004-08-24).

To obtain FedEx Web Services and begin integrating with an application, you need to access documentation, sample code, and sample service requests and replies with the WSDLs from the FedEx Developer Resource Center Technical Resources. Also, obtain a test meter number to engage in real-time online testing in the FedEx hosted test environment.





You will need a Test Key, Test Password and Test Account Number, all of which can be obtained at the Developer Resource Center.

*Note: Not all services are available outside the U.S.*

## Testing

FedEx supplies a complete online operating environment with which to test your applications against live FedEx servers. To execute test interactions, you must first include a test account number, test meter number, authentication key, and password in your code. These credentials are provided to registered developers.

Production credentials can be obtained prior to the certification process. Advanced services are not enabled, but standard services are enabled. Refer to [Preproduction Assistance](#) for more information on support from FedEx.

### Preproduction Assistance

Preproduction assistance is available via the FedEx Web Integrated Solutions Consultation (WISC) team. If you are in the preproduction stages of implementing a FedEx web integrated solution and would like to speak with a FedEx integration consultant who can assist you in understanding FedEx Web Services, contact your FedEx sales executive or technical support at 1.877.339.2774 Monday thru Friday, 7 a.m. to 9 p.m. and Saturday 9 a.m. to 3 p.m. (CST). Both your FedEx sales executive and technical support can request a WISC team member to contact you within 3 business days.

Corporate developers may find that solutions to their needs have already been implemented by a software vendor that is part of the FedEx<sup>®</sup> Compatible Solutions Program. If improved time-to-market, cost containment, or specialized knowledge is needed, corporate development planners may want to review the available third-party solutions. To see a list of the solutions provided by the CSP providers, go to the Available CSP Solutions page at <http://www.fedex.com/us/compatible-solutions/customer/>.

## Certification

Certification is the process of ensuring that your implementation meets a number of requirements for safe, secure, and effective operation of your solution in the FedEx production environment. Certification requirements differ based on whether you are a corporate or commercial developer, and whether you are implementing using the advanced or standard services.

## Go To Production

Once an application has passed certification, the developer must replace the test credentials with the production credentials issued by FedEx. The application connection is then directed to the production servers, and the application is live.

### Requirements for Corporate and Non-Commercial Developers

There are some differences in how support is provided and in the approvals required to go into production that depend on whether you are creating an application for use by your own company or if you are planning to resell your solution to others.

### Requirements and Resources for Corporate Developers

Corporate developers are typically part of a dedicated development team at a single company. This category also includes third-party developers (consultants) hired by the company to work on its behalf. In all cases, the integration will be used by the company itself and will not be resold or distributed outside of its own footprint. In this situation, FedEx can support the customer directly.

Requirements and Resources for Corporate Developers	
Must be accepted into the FedEx <sup>®</sup> Compatible Solutions Program (CSP)	No
Self-certification of implementations using standard services	Yes



Requirements and Resources for Corporate Developers	
Self-certification of implementations using advanced services	No
Certification assistance	Yes (WISC team)
FedEx supports the customer directly	Yes

### Requirements for Consultants

Consultants developing on behalf of a corporate customer must ensure that their client provides their account information and a signed End User License Agreement (EULA) to FedEx to obtain a production test meter.

### Requirements and Resources for Commercial Developers

Commercial developers create solutions with the intent of distributing and/or reselling them to their customers. Because they are deployed in a variety of situations, commercial integrations generally require a higher order of “fit and finish.” Commercial developers are responsible for supporting their products for their customers. FedEx has a dedicated team of professionals to help developers commercialize their products and to coordinate the three-way interplay between the developer, the end customer, and FedEx.

Requirements and Resources for Commercial Developers	
Must be accepted into the FedEx Compatible Solutions Program (CSP)	Yes (Required)
Self-certification of implementation using standard services	No
Self-certification of implementations using advanced services	No
Certification assistance	Yes (via CSP)
FedEx supports the customer directly	No

Requirements and Resources for Commercial Developers	
FedEx supports the commercial developer’s customer	Indirectly

If you are a commercial developer interested in becoming a FedEx Compatible Solutions Program provider, go to <http://www.fedex.com/us/compatible-solutions/customer/> for more information about the FedEx Compatible Solutions Program (CSP).

### URL Errors

If a VB.NET or C# project still sends transactions to the test server after changing the URL in the WSDLs to point to production, perform the following:

- Make sure permissions are already activated in the production environment.
- Copy the WSDL files to a different folder.
- Follow the directions on changing the new WSDL files to point to production, as described in the FedEx Developer Resource Center in the “Move to Production” topic.
- Remove existing web services references from your project that point to old WSDLs containing the URLs to the test environment.
- Create new web references that point to the modified WSDLs. Use the same names as the old references.
- Compile and test the project. Your new production credentials should work for standard web services, such as rating or tracking without extra permissions. Advanced web services require permissions to be active before they will work. Old test key values will now return an error message.

## 2 Rate Services



[Rate](#)

[Rate Available Services/Rate Shopping](#)

[Surcharges and Discounts](#)

[Samples](#)

[Error Messages](#)



Use the RateService WSDL to request pre-ship rating information and to determine estimated or courtesy billing quotes. Time in Transit can be returned with the rates if it is specified in the request. Depending on how a rate request is structured, the reply will return in different structures. These structures have two different names.

## Rate

RateRequest provides a rate response on a single service.

*Note: A rate request does not return route or service availability. All rate quotes are estimates only and may differ from the actual invoiced amount.*

## Rate Available Services/Rate Shopping

A Rate Available Services request will provide a list of available services from one request. Rates are returned for each service on the list.

*Note: A Rate Available Services request does not return route information, but does check service availability and returns only those services that are actually available.*

## Rate Service Details

The Rate and Rate Available Services operations provide a shipping rate quote for a specific service combination depending on the origin and destination information supplied in the request. The following details apply:

- Discount rates are available for all services and origin/destination pairs.
- FedEx list rates are available for FedEx Express<sup>®</sup>, FedEx Ground<sup>®</sup>, FedEx SmartPost<sup>®</sup> and FedEx Freight<sup>®</sup> services. When list rates are requested, both account rates and list rates are returned.

*Note: List rates are not available for all FedEx Freight accounts.*

- FedEx Freight shipper accounts can only request rates from origin at shipper address. FedEx Freight Bill To accounts can request rates from origins other than shipper address.

- Time in transit may be returned with the rates if it is specified in the request.
- The Rate operation returns the rate for the origin and destination by requested service. You will not receive service checking to validate whether that service is actually available for your ship date and origin/destination pair.
- The Rate Available Services operation returns the rate for the origin and destination for all available services.  
*Note: Only valid services are returned.*
- Rate and Rate Available Services for FedEx Express shipments support intra-Mexico shipping.
- Rating is available for [Chapter 30: FedEx SmartPost Shipping](#). See [FedEx SmartPost Request Elements](#) for more details.
- This quote is an estimate and may differ from the actual invoiced amount.
- Rate shopping, service-specific commitment and rate information may also be specified.

For more detailed information about the services offered by FedEx, see the electronic **FedEx Service Guide**.

## Rate Coding Details

When requesting a rate quote:

- Include as much detail as possible about your shipment. The RateService WSDL provides elements to identify your shipment, including shipping option elements. This information is important for calculating the correct shipping costs with surcharges.
- Use the optional RateRequestTypes element to have list rates returned with discount rates. If you choose LIST as the element value, you receive both discount and list rates, in addition to automation rate quotes.

- For Rate (a single service), specify the service to ensure rate data for the service and shipment data input is returned. For Rate Available Services (multiple services returned), do not include the ServiceType. The system will then return a list of services.
- For Rate, specify the carrier by using CarrierCode. For Rate Available Services, specify the carrier to ensure rate data for all services for the carrier and the shipment data combination are returned, or do not specify a CarrierCode to receive all available services from all carriers in the return.
- Use the optional ReturnTransitAndCommit element to include transit time information in the reply. FedEx Express information will include the day and date the package will be delivered, based on the ship date you specified. The FedEx Ground response will describe the number of business days required for the package delivery.

## RateRequest Elements

Table 1. RateRequest Elements

Element	Required	Description
RateRequest/ReturnTransitAndCommit	Optional	Allows the caller to specify that the transit time and commit data are to be returned in the reply. Valid values include: <ul style="list-style-type: none"> <li>• TRUE</li> <li>• FALSE</li> </ul>
RateRequest/CarrierCodesCarrierCodeType	Optional	Candidate carriers for rate-shopping. This field is only considered if RequestedShipment/ServiceType is omitted.
RateRequest/VariableOptionsServiceOptionType	Optional	Contain zero or more service options whose combinations are to be considered when replying with available services.  Specify if Saturday delivery is required. Valid value is SATURDAY_DELIVERY.

Table 1. RateRequest Elements, continued

Element	Required	Description
		<i>Note: If you specify SATURDAY_DELIVERY for VariableOptions, you will get both Saturday Delivery options and regular options for all services where Saturday delivery is an option. Do not specify SATURDAY_DELIVERY for SpecialServices or it will only return any applicable Saturday Delivery options.</i>
RateRequest/RequestedShipment	Required	The shipment for which a rate quote (or rate-shopping comparison) is desired.
RequestedShipment/ShipTimestamp	Optional	The date format must be YYYY-MM-DDTHH:MM:SS-xx:xx. The time must be in the format: HH:MM:SS using a 24-hour clock. The date and time are separated by the letter T, such as 2009-06-26T17:00:00. The UTC offset indicates the number of hours/minutes, such as xx:xx from UTC, such as 2009-06-26T17:00:00-04:00 is defined as June 26, 2009 5:00 p.m. Eastern Time.
RequestedShipment/DropoffType	Optional	Identifies the method by which the package is to be tendered to FedEx. This element does not dispatch a courier for package pickup.
RequestedShipment/ServiceType	Optional	Identifies the FedEx service to use in shipping the package for a rate request.
RequestedShipment/PackagingType	Required	Identifies the packaging used by the requestor for the package. See PackagingType for list of valid enumerated values.
RequestedShipment/TotalWeight	Optional	Identifies the total weight of the shipment being conveyed to FedEx. This is only applicable to International shipments and should be used on the first package of a multiple piece shipment. This value contains 1 explicit decimal position.
RequestedShipment/TotalInsuredValue	Optional	Total insured amount.

Table 1. RateRequest Elements, continued

Element	Required	Description
RequestedShipment/ PreferredCurrency	Optional	Indicates the currency the caller requests to have used in all returned monetary values (when a choice is possible).
RequestedShipment/Shipper	Required	The descriptive data for the physical location from which the shipment originates.
RequestedShipment/Recipient	Required	The descriptive data for the physical location to which the shipment is destined.
RequestedShipment/ RecipientLocationNumber	Optional	A unique identifier for a recipient location.
RequestedShipment/Origin	Optional	Physical starting address for the shipment, if different from shipper's address.
RequestedShipment/SoldTo	Optional	Indicates the party responsible for purchasing the goods shipped from the shipper to the recipient. The sold to party is not necessarily the recipient or the importer of record. The sold to party is relevant when the purchaser, rather than the recipient determines when certain customs regulations apply.
RequestedShipment/ ShippingChargesPayment	Optional	Descriptive data indicating the method and means of payment to FedEx for providing shipping services.
SpecialServicesRequested/ ShipmentSpecialServiceType	Optional	Identifies the collection of special services requested by the shipper and offered by FedEx. If the shipper requests a special service requiring additional data (such as C.O.D.), the special service type must be present in the SpecialServiceTypes collection, and the supporting detail must be provided in the appropriate sub-object (such as CodDetail). Valid values are: <ul style="list-style-type: none"> <li>• BROKER_SELECT_OPTION</li> <li>• CALL_BEFORE_DELIVERY</li> <li>• COD</li> <li>• CUSTOM_DELIVERY_WINDOW</li> <li>• DANGEROUS_GOODS</li> </ul>

Table 1. RateRequest Elements, continued

Element	Required	Description
		<ul style="list-style-type: none"> <li>• DO_NOT_BREAK_DOWN_PALLETS</li> <li>• DO_NOT_STACK_PALLETS</li> <li>• DRY_ICE</li> <li>• EAST_COAST_SPECIAL</li> <li>• ELECTRONIC_TRADE_DOCUMENTS</li> <li>• EMAIL_NOTIFICATION</li> <li>• EXTREME_LENGTH</li> <li>• FOOD</li> <li>• FREIGHT_GUARANTEE</li> <li>• FUTURE_DAY_SHIPMENT</li> <li>• HOLD_AT_LOCATION</li> <li>• HOME_DELIVERY_PREMIUM</li> <li>• INSIDE_DELIVERY</li> <li>• INSIDE_PICKUP</li> <li>• INTERNATIONAL_CONTROLLED_EXPORT_SERVICE</li> <li>• INTERNATIONAL_TRAFFIC_IN_ARMS_REGULATIONS</li> <li>• LIFTGATE_DELIVERY</li> <li>• LIFTGATE_PICKUP</li> <li>• LIMITED_ACCESS_DELIVERY</li> <li>• LIMITED_ACCESS_PICKUP</li> <li>• PENDING_SHIPMENT</li> <li>• POISON</li> <li>• PROTECTION_FROM_FREEZING</li> <li>• RETURN_SHIPMENT</li> <li>• SATURDAY_DELIVERY</li> <li>• SATURDAY_PICKUP</li> <li>• TOP_LOAD</li> </ul>
RequestedShipment/ ExpressFreightDetail	Optional	Details specific to an Express freight shipment.

Table 1. RateRequest Elements, continued

Element	Required	Description
RequestedShipment/ FreightShipmentDetail	Optional	Data applicable to shipments using FEDEX_FREIGHT_PRIORITY and FEDEX_FREIGHT_ECONOMY services.
RequestedShipment/ DeliveryInstructions	Optional	Used with Ground Home Delivery and Freight.
RequestedShipment/ VariableHandlingChargeDetail	Optional	Details about how to calculate variable handling charges at the shipment level.
Requested shipment/ CustomsClearanceDetail	Optional	Information about this package that only applies to an international (export) shipment.
CustomClearanceDetail/ DutiesPayment	Optional	Descriptive data indicating the method and means of payment to FedEx for providing shipping services.
CustomsClearanceDetail/ Commodities/CustomsValue	Optional	Used to calculate Argentina and Dominican Republic export taxes.
RequestedShipment/PickupDetail	Optional	For use in "process tag" transaction.
PickupDetail/ReadyDateTime	Optional	Specify the time and date the package will be ready for pickup.
PickupDetail/ LatestPickupDateTime	Optional	Specify the last possible pickup time and date.
PickupDetail/CourierInstructions	Optional	Specify any courier instructions.
PickupDetail/RequestType	Optional	Specify the request type.
PickupDetail/RequestSource	Optional	Specify the request source.
RequestedShipment/ SmartPostDetail	Optional	Details specific to FedEx SmartPost shipments.
RequestedShipment/ BlockInsightVisibility	Optional	If true, only the shipper/payor will have visibility of this shipment.
RequestedShipment/ RateRequestType	Optional	Indicates the type of rates to be returned. Valid values are: <ul style="list-style-type: none"> <li>• LIST</li> </ul>

Table 1. RateRequest Elements, continued

Element	Required	Description
		<ul style="list-style-type: none"> <li>• PREFERRED</li> </ul> <p><i>Note: Request PREFERRED currency using the LIST and ACCOUNT rate types. The PREFERRED currency is only returned if the requested currency is not already in the service response.</i></p> <p><i>Note: RateRequest automatically returns discount rates. If you include the LIST option, the RateRequest returns both list and discount rates.</i></p>
RequestedShipment/ CustomerSelectedActualRateType	Optional	Specifies the type of rate the customer wants to have used as the actual rate type.
RequestedShipment/ EditRequestType	Optional	Specifies whether the customer wishes to have Estimated Duties and Taxes provided with the rate quotation on this shipment. Only applies with shipments moving under international services.
RequestedShipment/ PackageCount	Optional	The total number of packages in the entire shipment. The maximum number of packages in one rate request is 100.
RequestedShipment/ RequestedPackageLineItems	Optional	One or more package-attribute descriptions, each of which describes an individual package, a group of identical packages, or (for the total-piece-total-weight case) common characteristics of packages in the shipment.

## Rating for Multiple-Package Shipment

This option is available for FedEx Express U.S. and international multiple-package shipments (MPS), FedEx Ground® U.S. and international multiple-package shipments, FedEx Express U.S. C.O.D. and international C.O.D. multiple-package shipments, and FedEx Ground U.S. C.O.D. and international C.O.D. multiple-package shipments.

The maximum number of packages in one rate request is 100.





For more information about MPS, see [FedEx Express U.S. Multiple-Package Shipments](#).

*Note: Package level rates are not returned for Express International shipments. This applies to single and multi-package shipments.*

## RateReply Elements

Table 2. RateReply Elements

Element	Required	Description
HighestSeverity	Required	This indicates the highest level of severity of all the notifications returned in the reply.
Notifications	Required	The descriptive data regarding the results of the submitted transaction.
TransactionDetail	Optional	Contains the CustomerTransactionID that was sent to the request.
TransactionDetail/ CustomerTransactionId	Optional	Free form text to be echoed back in the reply. Used to match requests and replies.
TransactionDetail/Localization	Optional	Governs data payload language/translations (contrasted with ClientDetail.localization, which governs Notification.localizedMessage language selection).
Version	Required	The version of this reply.
RateReplyDetails	Optional	Each element contains all rate data for a single service. If service was specified in the request, there will be a single entry in this array; if service was omitted in the request, there will be a separate entry in this array for each service being compared.

## FedEx Freight Priority and FedEx Freight Economy

You can obtain list and negotiated rates, in addition to transit time information, for FedEx Freight® Priority and FedEx Freight® Economy from the Rating WSDL.

## RateRequest Elements

The following request elements are specific to FedEx Freight shipments

Table 3. FedEx Freight RateRequest Shipment Elements

Element	Required	Description
ReturnTransitAndCommit	Optional	Allows the caller to specify that the transit time and commit data are to be returned in the reply.  Valid values are: <ul style="list-style-type: none"> <li>• TRUE</li> <li>• FALSE</li> </ul>
CarrierCodes	Optional	Candidate carriers for rate-shopping use case. This field is only considered if RequestedShipment/ServiceType is omitted.
RequestedShipment	Required	The shipment for which a rate quote (or rate-shopping comparison) is desired.
RequestedShipment/ShipTimestamp	Optional	The ship time.
RequestedShipment/DropoffType	Optional	Identifies the method by which the package is to be tendered to FedEx. This element does not dispatch a courier for package pickup.
RequestedShipment/ServiceType	Optional	Identifies the type of service the rate quote is for. Choose either: <ul style="list-style-type: none"> <li>• FEDEX_FREIGHT_ECONOMY</li> <li>• FEDEX_FREIGHT_PRIORITY</li> </ul>
RequestedShipment/PackagingType	Optional	Identifies the packaging used by the requestor for the package. Valid values are: <ul style="list-style-type: none"> <li>• YOUR_PACKAGING</li> </ul>
RequestedShipment/TotalWeight	Optional	—
RequestedShipment/TotalInsuredValue	Optional	—

Table 3. FedEx Freight RateRequest Shipment Elements, continued

Element	Required	Description
RequestedShipment/PreferredCurrency	Optional	Indicates the currency the caller requests to have used in all returned monetary values, when a choice is possible.
RequestedShipment/Shipper	Required	Descriptive data identifying the party responsible for shipping the package. Shipper and Origin should have the same address.
Shipper/AccountNumber	Optional	The FedEx account number associated with this transaction.
Shipper/Address	Optional	Descriptive data for a physical location. May be used as an actual physical address (place to which one could go), or as a container of "address parts" which should be handled as a unit (such as a city-state-ZIP combination within the U.S.).
Address/StreetLines	Required	Combination of number, street name, and so on. At least one line is required for a valid physical address; empty lines should not be included.
Address/City	Required	Name of city, town, and so on.
Address/StateOrProvinceCode	Required	Identifying abbreviation for U.S. state, Canadian province, etc. Format and presence of this field will vary, depending on country.
Address/PostalCode	Optional	Identification of a region (usually small) for mail/package delivery. Format and presence of this field will vary, depending on country.
Address/CountryCode	Required	The two-letter code used to identify a country.
Address/CountryName	Optional	The fully spelled out name of a country.
RequestedShipment/Recipient	Required	Descriptive data identifying the party receiving the package.

Table 3. FedEx Freight RateRequest Shipment Elements, continued

Element	Required	Description
Recipient/Address	Required	Descriptive data identifying the recipient's address which includes: StreetLines, City, StateOrProvinceCode, PostalCode and CountryCode.
RequestedShipment/RecipientLocationNumber	Optional	A unique identifier for a recipient location.
RequestedShipment/Origin	Optional	Physical starting address for the shipment, if different from shipper's address.
RequestedShipment/ShippingChargesPayment	Optional	The descriptive data for the monetary compensation given to FedEx for services rendered to the customer.
ShippingChargesPayment/PaymentType	Optional	Identifies the method of payment for a service.
ShippingChargesPayment/Payor	Optional	Descriptive data identifying the party responsible for payment for a service.
Payor/ResponsibleParty	Optional	The descriptive data for a person or company entity doing business with FedEx.
ResponsibleParty/AccountNumber	Optional	The FedEx account number associated with this transaction.
RequestedShipment/SpecialServicesRequested	Optional	Identifies the special services the caller is requesting with this shipment.
RequestedShipment/FreightShipmentDetail	Required	Includes required shipment data to obtain rates for FedEx Freight shipments.
FreightShipmentDetail/FedExFreightAccountNumber	Optional	Account number used with FedEx Freight services.
FreightShipmentDetail/FedExFreightBillingContactAndAddress	Optional	Billing address used to validate FedEx Freight account on the bill of lading. Required valid values for address are: <ul style="list-style-type: none"> <li>• StreetLines</li> <li>• City</li> </ul>

Table 3. FedEx Freight RateRequest Shipment Elements, continued

Element	Required	Description
		<ul style="list-style-type: none"> <li>• StateOrProvinceCode</li> <li>• PostalCode</li> </ul>
FreightShipmentDetail/Role	Required	Indicates the role of the party submitting the transaction. Valid values are: <ul style="list-style-type: none"> <li>• CONSIGNEE</li> <li>• SHIPPER</li> </ul>
FreightShipmentDetail/Lineltem	Optional	Details of the commodities in the shipment.
Lineltem/FreightClass	Required	Freight class for this line item. Valid values are: <ul style="list-style-type: none"> <li>• CLASS_050</li> <li>• CLASS_055</li> <li>• CLASS_060</li> <li>• CLASS_065</li> <li>• CLASS_070</li> <li>• CLASS_077_5</li> <li>• CLASS_085</li> <li>• CLASS_092_5</li> <li>• CLASS_100</li> <li>• CLASS_110</li> <li>• CLASS_125</li> <li>• CLASS_150</li> <li>• CLASS_175</li> <li>• CLASS_200</li> <li>• CLASS_250</li> <li>• CLASS_300</li> <li>• CLASS_400</li> <li>• CLASS_500</li> </ul>
Lineltem/Packaging	Optional	Physical packaging type for this commodity or freight class. Valid values are: <ul style="list-style-type: none"> <li>• BAG</li> </ul>

Table 3. FedEx Freight RateRequest Shipment Elements, continued

Element	Required	Description
		<ul style="list-style-type: none"> <li>• BARREL</li> <li>• BASKET</li> <li>• BOX</li> <li>• BUCKET</li> <li>• BUNDLE</li> <li>• CARTON</li> <li>• CASE</li> <li>• CONTAINER</li> <li>• CRATE</li> <li>• CYLINDER</li> <li>• DRUM</li> <li>• ENVELOPE</li> <li>• HAMPER</li> <li>• OTHER</li> <li>• PAIL</li> <li>• PALLET</li> <li>• PIECE</li> <li>• REEL</li> <li>• ROLL</li> <li>• SKID</li> <li>• TANK</li> <li>• TUBE</li> </ul>
Lineltem/Description	Optional	Customer-provided description for this commodity or freight class.
Lineltem/Weight	Optional	Weight for this commodity or freight class.
FreightShipmentLineltem/Dimensions	Optional	The dimensions of this package and the unit type used for the measurements. Valid values are: <ul style="list-style-type: none"> <li>• Length</li> <li>• Width</li> </ul>

Table 3. FedEx Freight RateRequest Shipment Elements, continued

Element	Required	Description
		<ul style="list-style-type: none"> <li>• Height</li> <li>• Units</li> </ul>
FreightShipmentLineItem/Volume	Optional	Volume (cubic measure) for this commodity or freight class.
RequestedShipment/RateRequestTypes	Optional	Specifies whether and what kind of rates the customer wishes to have quoted on this shipment. The reply will also be constrained by other data on the shipment and customer. Rates that can be returned are: <ul style="list-style-type: none"> <li>• ACCOUNT</li> <li>• LIST</li> <li>• PREFERRED</li> </ul>
RequestedShipment/PackageCount	Optional	The total number of packages in the entire shipment (even when the shipment spans multiple transactions).
RequestedShipment/RequestedPackageLineItems	Optional	One or more package-attribute descriptions, each of which describes an individual package, a group of identical packages, or (for the total-piece-total-weight case) common characteristics all packages in the shipment.

The following reply elements are specific to FedEx Freight shipments:

Table 4. FedEx Freight Reply Shipment Elements

Element	Description
ServiceType	Identifies the type of service used to ship the package. Valid FedEx Freight options are: <ul style="list-style-type: none"> <li>• FEDEX_FREIGHT</li> </ul>
ReplyDetails/FREIGHT_GUARANTEE	Specifies how the freight has been guaranteed for delivery. Valid FedEx Freight values are: <ul style="list-style-type: none"> <li>• GUARANTEED_DATE</li> </ul>

Table 4. FedEx Freight Reply Shipment Elements, continued

Element	Description
	<ul style="list-style-type: none"> <li>• GUARANTEED_MORNING</li> <li>• GUARANTEED_TIME</li> </ul>
ReplyDetails/FLATBED_TRAILER	Surcharge for a flatbed trailer.
SurchargeType/INSIDE_PICKUP	Surcharge for inside pickup option.
SurchargeType/INSIDE_DELIVERY	Surcharge for inside delivery option.
SurchargeType/EXHIBITION	Surcharge for option.
SurchargeType/EXTRA_SURFACE_HANDLING_CHARGE	Surcharge for all Intra-India shipments with the XS service option.
SurchargeType/EXTREME_LENGTH	Surcharge for option.
SurchargeType/FLATBED	Surcharge for option.
SurchargeType/FREIGHT_GUARANTEE	Surcharge for option.
SurchargeType/LIFTGATE_DELIVERY	Surcharge for option.
SurchargeType/LIFTGATE_PICKUP	Surcharge for option.
SurchargeType/LIMITED_ACCESS_DELIVERY	Surcharge for option.
SurchargeType/LIMITED_ACCESS_PICKUP	Surcharge for option.
SurchargeType/PROTECTION_FROM_FREEZING	Surcharge for option.
SurchargeType/PRE_DELIVERY_NOTIFICATION	Surcharge for option.
SurchargeType/REGIONAL_MALL_DELIVERY	Surcharge for option.
SurchargeType/REGIONAL_MALL_PICKUP	Surcharge for option.
SurchargeType/OVER_DIMENSION	Surcharge for option.
SurchargeType/TARP	Surcharge for option.
SurchargeType/METRO_DELIVERY	Surcharge for option.
SurchargeType/METRO_PICKUP	Surcharge for option.
SurchargeType/ISLAND_DELIVERY	Surcharge for option.

Table 4. FedEx Freight Reply Shipment Elements, continued

Element	Description
SurchargeType/ISLAND_PICKUP	Surcharge for option.
RateDiscountType	The type of rate discount. Valid values are: <ul style="list-style-type: none"> <li>• BONUS</li> <li>• COUPON</li> <li>• EARNED</li> <li>• OTHER</li> <li>• VOLUME</li> </ul>

## Possible Surcharges

This table lists possible surcharges returned in the Rate reply for applicable FedEx service options:

Table 5. Rate Reply Possible Surcharges for FedEx Service Options

Possible Surcharges
Clearance Entry Fee Surcharge (Discount) for international shipping
COD
Dangerous_Goods
Email_Label
Exhibition
Export
Extreme_Length
FICE (FedEx International Controlled Export)
Fedex_Tag
Flatbed
Freight_Guarantee
Fuel

Table 5. Rate Reply Possible Surcharges for FedEx Service Options, continued

Possible Surcharges
GST (Goods and Services tax for Canadian origin)
HST (Harmonized sales tax for Canadian origin)
Hazardous_Materials
Home_Delivery_Appointment
Home_Delivery_Evening
Home_Delivery_Date_Certain
Inside_Delivery
Inside_Pickup
Insured_Value — FedEx declared-value charges are returned in this element. FedEx does not provide insurance of any kind.
Island_Delivery
Island_Pickup
Liftgate_Delivery
Liftgate_Pickup
Limited_Access_Delivery
Limited_Access_Pickup
List Clearance Entry Fee Surcharge for international shipping
Metro_Delivery
Metro_Pickup
Non_Standard_Container
Offshore
Out_Of_Delivery_Area
Out_Of_Pickup_Area

Table 5. Rate Reply Possible Surcharges for FedEx Service Options, continued

Possible Surcharges
Other
Overdimension
Oversize
Pre_Delivery_Notification
Protection_From_Freezing
PST (Provincial sales tax for Canadian origin)
Regional_Mall_Delivery
Regional_Mall_Pickup
Residential
Return_Label
Saturday_Delivery
Saturday_Pickup
Signature_Option
Tarp
TotalCustomerCharge — Contains the discounted net freight charge plus the variable handling charge amount.
Transmit_Service_Fee
VariableHandlingCharges — If you specify additional handling charges in the rate quote, charges are returned in the Rate reply.
VAT

Note: See [Surcharges and Discounts](#) for more information about surcharges and rate calculations.

## Rate Surcharge Return

Surcharges are returned in the Rate reply and in the Ship reply as follows:

- Total surcharge
- Total taxes (for Canadian origin shipments)
- Total discounts
- Itemized surcharge

## Surcharges and Discounts

Your shipment may incur fees in addition to the base shipping rate depending on the service options you choose. The following are descriptions of those fees that are returned in the rate quote.

Table 6. Surcharges and Discounts Rate Quote

Surcharge	Description	Applicable Services
Additional Handling Dimension Surcharge	For FedEx Express, shipment measures greater than 60" in length but equal to or less than 108" in length.  For FedEx Ground, shipment measures greater than 60" in length but equal to or less than 108"	FedEx Priority Overnight®, FedEx Standard Overnight®, FedEx 2Day®, FedEx Express Saver®, FedEx Ground®, FedEx International Ground®
Additional Handling Weight Surcharge	For FedEx Ground or FedEx Express, shipment has an actual weight of greater than 70 lbs.	FedEx Priority Overnight, FedEx Standard Overnight, FedEx 2Day, FedEx Express Saver, FedEx Ground, FedEx International Ground
Additional Handling Packaging Surcharge	For FedEx Express, shipment is not fully encased in an outer shipping container and/or is encased in packing material other than corrugated cardboard.  For FedEx Ground, shipment is not fully encased in an outer shipping container and/or is encased in packing material other than corrugated cardboard.	FedEx Priority Overnight, FedEx Standard Overnight, FedEx 2Day, FedEx Express Saver, FedEx Ground, FedEx International Ground



Table 6. Surcharges and Discounts Rate Quote, continued

Surcharge	Description	Applicable Services
Broker Select Option	A fee applies to B13A for Canada Export Shipping shipment if you choose to have FedEx complete the delivery after customs clearance and if your recipient and customs broker are served by different FedEx clearance points. See <a href="#">Chapter 40: B13A for Canada Export Shipping</a> for more information.	FedEx International Priority®, FedEx International Priority® Freight, FedEx International Economy®, FedEx International Economy® Freight
Courier Pickup Charge	A charge applies when you request a pickup. This charge does not apply if you drop off your package at a FedEx shipping location or if you have regular scheduled pickups.	
Dangerous Goods	FedEx assesses a surcharge on each package containing dangerous-goods materials. For intra-Canada shipments this surcharge is also based on the type of service provided.	FedEx Express, FedEx Priority Overnight, FedEx First Overnight®, FedEx First Overnight® Freight, FedEx 2Day, FedEx 2Day® A.M., FedEx Freight, FedEx International Economy and FedEx International Economy Freight
Declared Value	FedEx liability for each package is limited to \$100USD unless a higher value is declared and paid for. For each package exceeding \$100USD in declared value, an additional amount is charged. FedEx does not provide insurance of any kind.	FedEx Express and FedEx Ground shipments
Delivery Area Surcharge	A delivery area surcharge applies to shipments destined for select U.S. postal codes. (This surcharge does not apply to FedEx Ground Multiweight® shipments.) In addition, a delivery area surcharge applies to FedEx Express shipments destined for areas in Alaska that are remote, sparsely populated, or geographically difficult to access.	FedEx Priority Overnight, FedEx Standard Overnight, FedEx 2Day, FedEx Express Saver, FedEx Ground, FedEx Home Delivery®

Table 6. Surcharges and Discounts Rate Quote, continued

Surcharge	Description	Applicable Services
Dimensional Weight	For FedEx Express shipments: FedEx may assess shipping charges based on the International Air Transport Association (IATA) volume standard. Dimensional weight is calculated by multiplying the length by width by height of each package in inches and dividing the total by 166 (for shipments within the U.S. and shipments between the U.S. and Puerto Rico) or 186 (for international shipments). If the dimensional weight exceeds the actual weight, charges may be assessed based on the dimensional weight. Shipments in FedEx packaging may also be subject to dimensional-weight pricing.  For FedEx Ground shipments: Dimensional weight may apply to FedEx Ground packages that are 3 cubic feet (5,184 cubic inches) or larger. Multiply the length by width by height of each package in inches. If the total is 5,184 inches or greater, calculate dimensional weight by dividing by 166 (for shipments within the U.S. and Puerto Rico and for shipments to Canada).	FedEx Express and FedEx Ground shipments
Duties and Taxes	Duties and taxes, including goods and services tax (GST) and value-added tax (VAT) may be assessed on the contents of the shipment.	FedEx Express International package and freight service
FedEx® Collect on Delivery (C.O.D.)	If you request FedEx to obtain payment from the recipient at the time the shipment is delivered, an additional surcharge is applied.	FedEx Express and FedEx Ground shipments
FedEx Ground® Electronic C.O.D. (E.C.O.D.)	A charge applies when you direct FedEx to collect payment from your recipient and deposit it directly into your bank account.	FedEx Ground shipments
FedEx® Delivery Signature Options	FedEx provides five options when you need a signature upon delivery: Indirect Signature Required, Direct Signature Required, Adult Signature Required, Service Default and No	FedEx Express shipments to U.S. addresses and FedEx Ground shipments to U.S. and Canadian



Table 6. Surcharges and Discounts Rate Quote, continued

Surcharge	Description	Applicable Services
	Signature Required. Indirect Signature Required is allowed to U.S. residential addresses only. Direct Signature Required is allowed to U.S. addresses and when shipping via FedEx Ground to Canadian addresses. Adult Signature Required is allowed to U.S. addresses. Depending upon the service associated with the shipment (the default signature option varies per service), the courier will perform the default request for signature collection.	addresses
FedEx Email Return Label	A charge applies in addition to shipping charges once the recipient uses the return label. This service is only available for U.S. shipments.	FedEx First Overnight, FedEx Priority Overnight, FedEx Standard Overnight, FedEx 2Day, FedEx 2Day A.M., FedEx Ground, FedEx 2Day <sup>®</sup> Freight, FedEx 3Day <sup>®</sup> Freight
FedEx ExpressTag <sup>®</sup>	A charge applies in addition to shipping charges when FedEx picks up the package for return at your recipient's location. This service is only available for intra-U.S. and intra-United Kingdom shipments.	FedEx Priority Overnight, FedEx Standard Overnight, FedEx 2Day
FedEx Ground <sup>®</sup> Alternate Address Pickup	FedEx may provide pickup service to an address other than the shipping location associated with the FedEx Ground account number.	FedEx Ground (U.S. and Canada)
FedEx Ground <sup>®</sup> Call Tag	A charge applies in addition to shipping charges when FedEx picks up the packages for return at your recipient's location. This service is only available for U.S. shipments.	FedEx Ground, FedEx Home Delivery
FedEx Home Delivery Convenient Delivery Options	You can choose FedEx Home Delivery convenient delivery options: 1) FedEx Date Certain Home Delivery <sup>®</sup> , 2) FedEx Evening Home Delivery <sup>®</sup> , 3) FedEx Appointment Home Delivery <sup>®</sup> .	FedEx Home Delivery

Table 6. Surcharges and Discounts Rate Quote, continued

Surcharge	Description	Applicable Services
FedEx International Controlled Export (FICE)	A charge applies when you select FICE for shipments moving under a U.S. State Department (DSP) license or under U.S. Drug Enforcement Administration permits 36, 236, and 486. This charge also applies for inbound shipments moving under a transportation and exportation customs form (CF7512) from a foreign trade zone or bonded warehouse.	FedEx International Priority, FedEx International Priority Freight
FedEx <sup>®</sup> Print Return Label	A charge applies in addition to shipping charges once the recipient has used the return label. This service is available for intra-U.S. and international shipments.	FedEx First Overnight, FedEx Priority Overnight, FedEx Standard Overnight, FedEx 2Day, FedEx 2Day A.M., FedEx Ground, FedEx 2Day Freight, FedEx 3Day Freight
Inside Delivery/Inside Pickup Charge	When requested, FedEx may move shipments to positions beyond the adjacent loading area.	FedEx Freight
FedEx Freight Special Services	When requested, a surcharge will be applied to the FedEx Freight special services. For a list of these surcharges, see Intra-Canada Express Service.	FedEx Freight
Oversize Charge	FedEx Express: The maximum limits for FedEx Express U.S. packages are 150 lbs. and 119" in length and 165" in length and girth (L+2W+2H). Packages that weigh 150 lbs. or less and exceed 108" in length or 130" in length and girth are considered "oversize" packages. Oversize packages are rated based on the greater of the package's actual rounded weight or dimensional weight.  FedEx Ground: A package weighing 150 lbs. or less and measuring greater than 130" in length and girth is classified as an oversize package.	FedEx Ground and FedEx Home Delivery

Table 6. Surcharges and Discounts Rate Quote, continued

Surcharge	Description	Applicable Services
	The shipping charges for an oversize package are based on the greater of the package's actual rounded weight or its dimensional weight.  FedEx Home Delivery: The shipping charge for any package with a dimensional weight of greater than 70 lbs. is the same as a FedEx Ground package of the corresponding dimensional weight being shipped under the same circumstances.	
Residential Surcharge	A residential package surcharge applies to shipments to a home or private residence, including locations where a business is operated from a home.	FedEx Express, FedEx Ground, FedEx International Ground (Canada only), FedEx Freight, FedEx International Premium®
Rural Delivery (Alaska and Hawaii)	A surcharge applies for delivery to select rural postal codes in Alaska and Hawaii.	FedEx Ground U.S.
Saturday Delivery/ Saturday Pickup	Saturday Service is available for an additional charge depending on the package service type and origin/destination pair.	FedEx Priority Overnight, FedEx First Overnight Freight, FedEx 2Day, FedEx 2Day A.M., FedEx International Priority, FedEx 1Day® Freight, FedEx 2Day Freight
Dry Ice Surcharge	A surcharge will be applied for dry-ice packaging.	FedEx International Priority, FedEx International Economy, and FedEx International Economy Freight services
Fuel Surcharge	The fuel surcharge percentage for FedEx Express services is subject to monthly adjustment based on a rounded average of the U.S. Gulf Coast (USGC) spot price for a gallon of kerosene-type jet fuel.	FedEx Express, FedEx Freight, FedEx Ground, and FedEx Home Delivery

Table 6. Surcharges and Discounts Rate Quote, continued

Surcharge	Description	Applicable Services
	The fuel surcharge percentage for FedEx Ground services is subject to monthly adjustment based on a rounded average of the national U.S. on-highway average price for a gallon of diesel fuel.	

*Note: For more information about FedEx terms and conditions, including surcharges, go to [fedex.com/us/services/terms/](https://fedex.com/us/services/terms/).*

## FedEx Discount Programs

The following discount programs are offered by FedEx and are calculated in your rate quote:

Table 7. FedEx Discount Programs

Discount Program	Description
FedEx Ground Multiweight	FedEx Ground Multiweight is ideal for multiple-package shipments moving as one unit to the same destination on the same day. This pricing option allows you to combine packages for a multiweight rate. Pricing is based on the combined weight of your packages.
Earned Discounts Pricing Program	The Earned Discounts Pricing Program awards discounts when you meet predetermined revenue levels and/or shipping criteria. You earn additional discounts as you increase shipping activity or due to specific shipment characteristics. Earned discounts are also available for FedEx SmartPost shipping.

*Note: For more information on pricing programs, contact your FedEx account executive.*

## Samples

Sample code, sample transactions and the specific individual WSDL/XML guide(s) can be downloaded following these steps:



1. Go to the FedEx Developer Resource Center (DRC) at <http://fedex.com/developer>.
2. Enter your username and password to login to the DRC.
3. Expand "Technical Resources" on the left pane.
4. Expand "FedEx Web Services for Shipping" and choose "Get Started."
5. In the right-hand column of either the "Standard Services" or the "Advanced Services" tabs, click on the dropdown box for the appropriate service and choose the format required.
6. Go to the right column in the appropriate tab, select the Download code dropdown and choose the code in the format needed.  
*Note: Select the checkmark box next to "Include Documentation (PDF)" box to get the WSDL guide also.*

## Error Messages

For error messages, see the [Appendix O: Error Code Messages](#) section of the *Web Services Developer Guide* in the Support area of the Developer Resource Center at [fedex.com/developer](http://fedex.com/developer).

# 3 Package Movement Information Service



[Service Availability](#)

[Postal Code Inquiry](#)

[Samples](#)

[Error Messages](#)



# Package Movement Information Service

Use the PackageMovementInformationService WSDL to check service availability, route and postal codes.

## Service Availability

You can use the ServiceAvailabilityRequest to determine which FedEx Express® services are available between an origin and destination.

### Example Service Availability Request

```
<q0:ServiceAvailabilityRequest>
  <q0:WebAuthenticationDetail>
    <q0:UserCredential>
      <q0:Key>XXXXXXXXXX</q0:Key>
      <q0>Password>XXXXXXXXXX</q0>Password>
    </q0:UserCredential>
  </q0:WebAuthenticationDetail>
  <q0:ClientDetail>
    <q0:AccountNumber>XXXXXXXXXX</q0:AccountNumber>
    <q0:MeterNumber>XXXXXXXXXX</q0:MeterNumber>
  </q0:ClientDetail>
  <q0:Version>
    <q0:ServiceId>pmis</q0:ServiceId>
    <q0:Major>5</q0:Major>
    <q0:Intermediate>0</q0:Intermediate>
    <q0:Minor>0</q0:Minor>
  </q0:Version>
  <q0:Origin>
    <q0:PostalCode>90091</q0:PostalCode>
    <q0:CountryCode>US</q0:CountryCode>
  </q0:Origin>
  <q0:Destination>
    <q0:PostalCode>95630</q0:PostalCode>
    <q0:CountryCode>US</q0:CountryCode>
  </q0:Destination>
  <q0:ShipDate>2011-07-29</q0:ShipDate>
  <q0:CarrierCode>FDXE</q0:CarrierCode>
  <q0:Service>PRIORITY_OVERNIGHT</q0:Service>
```

```
<q0:Packaging>YOUR_PACKAGING</q0:Packaging>
</q0:ServiceAvailabilityRequest>
```

## Service Availability Service Details

The ServiceAvailabilityRequest returns a list of all available FedEx Express services for the given origin and destination information, including intra-Mexico. For more detailed information about the services offered by FedEx, see the electronic **FedEx Service Guide**.

## Service Availability Coding Details

To check the availability of one particular FedEx Express service and packaging type, include the Service and Packaging elements in the request message. Only information regarding that single service and packaging type will be returned from the request. To obtain a list of all available services for a given origin and destination, omit the Service and Packaging elements from the request. In this case the reply will contain every available service.

### Service Availability Request Elements

Table 8. Service Availability Request Elements

Element	Required	Description
Origin	Required	The descriptive data for the postal code and country code the shipment originates from.
Destination	Required	The descriptive data for the postal code and country code to which the shipment is destined.
ShipDate	Required	The date on which the package will be shipped. The date should not be a past date or a date more than 10 days in the future. The date format must be YYYY-MM-DD.
CarrierCode	Required	Identification of a FedEx service. For this transaction the value can be FDXG or FDXE.



# Package Movement Information Service

Table 8. Service Availability Request Elements, continued

Element	Required	Description
Service	Optional	Identifies the FedEx transportation service to check for availability. See ServiceType for valid values. Omit this element and the Packaging element to get a list of every available service.
Packaging	Optional	Identifies the FedEx packaging type used by the requestor for the package. See PackagingType for valid values. Omit this element and the Service element to get a list of every available service.

## Service Availability Reply Elements

Table 9. Service Availability Reply Elements

Element	Description
Options	<p>The descriptive data for the collection of available FedEx services returned for the request. The reply includes the day of the week that service is available.</p> <p>PackageType options:</p> <ul style="list-style-type: none"> <li>• FEDEX_10KG_BOX</li> <li>• FEDEX_25KG_BOX</li> <li>• FEDEX_BOX</li> <li>• FEDEX_ENVELOPE</li> <li>• FEDEX_PAK</li> <li>• FEDEX_TUBE</li> <li>• INDIVIDUAL_PACKAGES</li> <li>• YOUR_PACKAGING</li> </ul> <p>Service type options:</p> <ul style="list-style-type: none"> <li>• EUROPE_FIRST_INTERNATIONAL_PRIORITY</li> <li>• FEDEX_1_DAY_FREIGHT</li> <li>• FEDEX_2_DAY</li> <li>• FEDEX_2_DAY_AM</li> <li>• FEDEX_2_DAY_FREIGHT</li> </ul>

Table 9. Service Availability Reply Elements, continued

Element	Description
	<ul style="list-style-type: none"> <li>• FEDEX_3_DAY_FREIGHT</li> <li>• FEDEX_EXPRESS_SAVER</li> <li>• FEDEX_FIRST_FREIGHT</li> <li>• FEDEX_GROUND</li> <li>• FEDEX_HOME_DELIVERY</li> <li>• FIRST_OVERNIGHT</li> <li>• INTERNATIONAL_ECONOMY</li> <li>• INTERNATIONAL_ECONOMY_FREIGHT</li> <li>• INTERNATIONAL_FIRST</li> <li>• INTERNATIONAL_PRIORITY</li> <li>• INTERNATIONAL_PRIORITY_FREIGHT</li> <li>• PRIORITY_OVERNIGHT</li> <li>• STANDARD_OVERNIGHT</li> </ul>
DestinationAirportID	Describes the airport destination.
Service	Describes the service.
DeliveryDate	Expected/estimated date of delivery (YYYY-MM-DD). U.S. destinations only.
DeliveryDay	Expected/estimated day of week of delivery. U.S. destinations only.
DestinationStationId	Station identification.

## Postal Code Inquiry

Postal Code Inquiry enables customers to validate postal codes and service commitments.

## Example Postal Code Inquiry

```
<q0:PostalCodeInquiryRequest>
  <q0:WebAuthenticationDetail>
    <q0:UserCredential>
      <q0:Key>XXXXXXXXXX</q0:Key>
```



# Package Movement Information Service

```

    <q0:Password>XXXXXXXX</q0:Password>
  </q0:UserCredential>
</q0:WebAuthenticationDetail>
<q0:ClientDetail>
  <q0:AccountNumber>XXXXXXXX</q0:AccountNumber>
  <q0:MeterNumber>XXXXXXXX</q0:MeterNumber>
</q0:ClientDetail>
<q0:Version>
  <q0:ServiceId>pmis</q0:ServiceId>
  <q0:Major>6</q0:Major>
  <q0:Intermediate>0</q0:Intermediate>
  <q0:Minor>0</q0:Minor>
</q0:Version>
<q0:PostalCode>38017</q0:PostalCode>
<q0:CountryCode>US</q0:CountryCode>
</q0:PostalCodeInquiryRequest>

```

## Postal Code Inquiry Coding Details

In addition to the basic request elements required for all operations, the following elements are available when coding a `PostalCodeInquiryRequest`:

Table 10. Postal Coding Inquiry Request Elements

Element	Required	Description
PostalCode	Yes	Postal code is required for postal-aware countries.
CountryCode	Yes	Required 2-letter FedEx country code.

`PostalCodeInquiryReply` data (based on your search criteria) are returned in a `PostalCodeInquiryReply`.

Table 11. Postal Coding Inquiry Reply Elements

Element	Description
ExpressFreightContractor	Identifies whether the area is an Express Freight Contractor Delivery Area.
ExpressDescription	Postal code service area description for FedEx Express delivery.

Table 11. Postal Coding Inquiry Reply Elements, continued

Element	Description
ExpressFreightDescription	Only the service area field is currently provided for Express Freight.
ExpressDescription	Postal code service area description for FedEx Freight delivery.

## Samples

Sample code, sample transactions and the specific individual WSDL/XML guide(s) can be downloaded following these steps:

1. Go to the FedEx Developer Resource Center (DRC) at <http://fedex.com/developer>.
2. Enter your username and password to login to the DRC.
3. Expand "Technical Resources" on the left pane.
4. Expand "FedEx Web Services for Shipping" and choose "Get Started."
5. In the right-hand column of either the "Standard Services" or the "Advanced Services" tabs, click on the dropdown box for the appropriate service and choose the format required.
6. Go to the right column in the appropriate tab, select the Download code dropdown and choose the code in the format needed.

*Note: Select the checkmark box next to "Include Documentation (PDF)" box to get the WSDL guide also.*

## Error Messages

For error messages, see the [Appendix O: Error Code Messages](#) section of the *Web Services Developer Guide* in the Support area of the Developer Resource Center at [fedex.com/developer](http://fedex.com/developer).



# 4 Tracking and Visibility Services



[Tracking Shipments](#)

[Signature Proof of Delivery \(SPOD\)](#)

[Notification](#)

[FedEx InSight](#)

[Samples](#)

[Error Messages](#)



# Tracking and Visibility Services

The TrackService WSDL provides the following services to actively track your shipments:

- Tracking Service

Use the TrackService WSDL to obtain timely and accurate tracking information for FedEx Express<sup>®</sup>, FedEx Ground<sup>®</sup>, FedEx SmartPost<sup>®</sup>, FedEx Home Delivery<sup>®</sup>, FedEx Express<sup>®</sup> Freight, and FedEx Custom Critical<sup>®</sup> shipments.

- Signature Proof of Delivery (SPOD)

Use FedEx SPOD to request a proof of delivery letter that includes a graphic image of your recipient's signature after your shipment has been delivered.

- Notification

Use Notification to have FedEx automatically notify you and/or your customer and/or another third party by email, fax, or wireless of significant shipment events, such as clearance delays, delivery attempts, releases, consolidated proofs of delivery, and pre-alerts.

FedEx now offers a new email notification of Tendered, which may be specified with the shipment request, in addition to the existing Delivery, Exception, and Shipment email notifications. Use the Tendered email notification if you want an email notification sent to the specified recipients once the shipment has been tendered to FedEx. This notification is supported for FedEx Express, FedEx Ground, FedEx Freight<sup>®</sup> Economy, and FedEx SmartPost<sup>®</sup>.

- FedEx InSight<sup>®</sup>

FedEx InSight is a web-based application that enables you to view the status of your inbound, outbound, and third-party shipments without a tracking number. All you need is your account number and/or company name and address. You can see information about the status of your shipments so you can more effectively manage your supply-chain processes. FedEx InSight also notifies you by email, fax, or wireless of

significant shipment events, such as clearance delays, delivery attempts, releases, consolidated proof of delivery, and delivery pre-alerts. For more information regarding FedEx InSight, go to **fedex.com/insight**.

As part of the ShipService WSDL, you may add additional elements to your ProcessShipmentRequest to customize your FedEx InSight information. For coding elements, see [Chapter 10: Ship Service](#).

## Tracking Shipments

Use the TrackService WSDL to use FedEx<sup>®</sup> Tracking options to obtain timely and accurate tracking information for FedEx Express, FedEx Ground, FedEx Home Delivery, FedEx Freight<sup>®</sup>, FedEx Custom Critical, and FedEx SmartPost shipments. This WSDL handles tracking numbers individually.

You can also track the status of shipments by using a reference number, such as a purchase order (PO) number, customer reference, invoice, Bill of Lading (BOL), part number, or Transportation Control Number (TCN).

## Batch Tracking

Batch tracking is not available. Only one tracking number is allowed per request.

## Tracking Service Details

You can use FedEx track service to obtain timely and accurate tracking information for FedEx Express, FedEx Ground, FedEx Home Delivery, FedEx Cargo, FedEx Freight, FedEx SmartPost, and FedEx Custom Critical shipments. Basic tracking service details are:

- FedEx Express and FedEx Ground [Signature Proof of Delivery \(SPOD\)](#) are available for 18 months after the ship date.
- FedEx Express shipments support intra-Mexico shipping for Signature Proof of Delivery (SPOD).



# Tracking and Visibility Services

- FedEx Custom Critical Signature Proof of Delivery (SPOD) is available for 90 days.
- The TrackService WSDL handles tracking numbers individually. **Batch tracking is not supported in this service.**
- You can track the status of shipments using a reference number, such as a PO number, customer reference, invoice number, BOL, part number, or TCN.

Refer to [TrackRequest Elements](#), [TrackReply Elements](#) and the Track Schema for syntax details.

For more detailed information about the services offered by FedEx, see the electronic **FedEx Service Guide**.

For a listing of scan codes, see [Appendix Q: Track Service Scan Codes](#).

## Tracking Service Options

The following options are available with this service:

### Track by Tracking Number

This option applies to FedEx Express, FedEx Ground, FedEx Freight, and FedEx Custom Critical shipments. You can track any package shipped by FedEx using this tracking method. No extra qualifiers, such as date range are required for this method, but are recommended. Provide the Carrier Code to ensure the desired results for your request.

### Track by Reference Number

This option applies to FedEx Express, FedEx Ground, FedEx Freight, FedEx Cargo, FedEx SmartPost, and FedEx Custom Critical shipments. You can track packages by a reference number entered during the shipping operation. Track by Reference Number can use any of the following sources:

- Shipper/Customer Reference

*Note: With a FedEx Express and FedEx Ground shipment, the customer's reference number is coded as a Shipper Reference and Customer Reference. Use the Free\_Form\_Reference value to perform a wildcard search on the values associated with the shipment.*

- Invoice Number
- PO
- Department (not available for FedEx SmartPost)
- Part Number (not available for FedEx SmartPost)
- Returns Material Authorization (RMA)
- TCN (not available for FedEx SmartPost)
- BOL (not available for FedEx SmartPost)

*Note: If you enter a tracking number as part of this Request, the tracking number always takes precedence over the Reference element. Therefore, if you enter a tracking number for a shipment that does not include the Reference data you requested, the tracking number is returned with no error message. To limit the number of tracking replies for a specific reference, you can enter a date range for this search.*

*Tracking requests cannot be batch processed at this time.*

### Track by Multiple-Package Shipment (MPS) Tracking Number

This option is available for FedEx Express U.S. and International multiple-package shipments, FedEx Ground U.S. and international multiple-package shipments, FedEx Express U.S. C.O.D. and International C.O.D. multiple-package shipments and FedEx Ground U.S. C.O.D. and FedEx International C.O.D. multiple-package shipments. MPS tracking allows you to track by the master tracking number or by one of the associated sequential tracking numbers for child packages. Tracking by the master tracking number returns tracking data for all child tracking numbers associated with the master. Tracking by the child tracking number returns tracking data on the specific shipment associated with that tracking number.

For more information about MPS, see [Multiple-Package Shipment Elements](#).



# Tracking and Visibility Services

## Track by Door Tag Number

This option is available for FedEx Express and FedEx Ground U.S. and Canadian shipments. This option allows you to track the status of shipments by a FedEx Door Tag number. A Door Tag is left at the recipient's shipping address if the recipient is not there to receive the package. A Door Tag number is linked at FedEx with the package's original tracking number. This tracking functionality allows you to track using only the Door Tag number without requiring the associated tracking number. No additional search elements are required to track by Door Tag. You may request tracking scan information for any packages shipped by FedEx by entering a valid Door Tag number.

## TrackRequest Elements

In addition to basic elements required for all transactions, the following elements make up the TrackRequest.

See [Chapter 1: Introduction](#) for more information.

Table 12. TrackRequest Elements

Element	Required	Description
TrackRequest/ SelectionDetails	No	Specifies the details needed to select the shipment being requested to be tracked.
TrackRequest/ SelectionDetails/ CarrierCode	No	The FedEx operating company (transportation) used for this package's delivery.
TrackRequest/ SelectionDetails/ OperatingCompany	No	Identifies operating transportation company that is the specific to the carrier code.
TrackRequest/ SelectionDetails/ PackageIdentifier	No	The type and value of the package identifier that is to be used to retrieve the tracking information for a package or group of packages.  Valid values are:

Table 12. TrackRequest Elements, continued

Element	Required	Description
		<ul style="list-style-type: none"> <li>Type: The type of the Value to be used to retrieve tracking information for a package, such as SHIPPER_REFERENCE, PURCHASE_ORDER, TRACKING_NUMBER_OR_DOORTAG, and so on.</li> <li>Value: The value to be used to retrieve tracking information for a package.</li> </ul>
TrackRequest/ SelectionDetails/ PackageIdentifier/Type	No	<p>The type of track to be performed.</p> <p>Valid values are:</p> <ul style="list-style-type: none"> <li>BILL_OF_LADING</li> <li>COD_RETURN_TRACKING_NUMBER</li> <li>CUSTOMER_AUTHORIZATION_NUMBER</li> <li>CUSTOMER_REFERENCE</li> <li>DEPARTMENT</li> <li>DOCUMENT_AIRWAY_BILL</li> <li>FREE_FORM_REFERENCE</li> <li>GROUND_INTERNATIONAL</li> <li>GROUND_SHIPMENT_ID</li> <li>GROUP_MPS</li> <li>INVOICE</li> <li>JOB_GLOBAL_TRACKING_NUMBER</li> <li>ORDER_GLOBAL_TRACKING_NUMBER</li> <li>ORDER_TO_PAY_NUMBER</li> <li>OUTBOUND_LINK_TO_RETURN</li> <li>PARTNER_CARRIER_NUMBER</li> <li>PART_NUMBER</li> <li>PURCHASE_ORDER</li> <li>RETURN_MATERIALS_AUTHORIZATION</li> <li>RETURNED_TO_SHIPPER_TRACKING_NUMBER</li> <li>TRACKING_CONTROL_NUMBER</li> <li>TRACKING_NUMBER_OR_DOORTAG</li> <li>TRANSPORTATION_CONTROL_NUMBER</li> </ul>



# Tracking and Visibility Services

Table 12. TrackRequest Elements, continued

Element	Required	Description
		<ul style="list-style-type: none"> <li>SHIPPER_REFERENCE</li> <li>STANDARD_MPS</li> </ul>
TrackRequest/SelectionDetails/TrackingNumberUniqueIdentifier	No	Used to distinguish duplicate FedEx tracking numbers.
TrackRequest/SelectionDetails/ShipDateRangeBegin	No	To narrow the search to a period in time, use the ShipDateRangeBegin and ShipDateRangeEnd to help eliminate duplicates.
TrackRequest/SelectionDetails/ShipDateRangeEnd	No	To narrow the search to a period in time, use the ShipDateRangeBegin and ShipDateRangeEnd to help eliminate duplicates.
TrackRequest/SelectionDetails/ShipmentAccountNumber	No	For tracking by references information, either the account number, or destination postal code and country must be provided.
TrackRequest/SelectionDetails/SecureSpodAccount	No	Specifies the SPOD account number for the shipment being tracked.
TrackRequest/SelectionDetails/Destination	No	For tracking by references information, either the account number, or destination postal code and country must be provided.
TrackRequest/SelectionDetails/PagingDetail	No	<p>Specifies the details about how to retrieve the subsequent pages when there is more than one page in the TrackReply.</p> <p>Valid values are:</p> <ul style="list-style-type: none"> <li>PagingToken: When the MoreData field = true in a TrackReply, the PagingToken must be sent in the subsequent TrackRequest to retrieve the next page of data.</li> <li>NumberOfResultsPerPage: Specifies the number of results to display per page when there is more than one page in the subsequent TrackReply.</li> </ul>

Table 12. TrackRequest Elements, continued

Element	Required	Description
TrackRequest/SelectionDetails/CustomSpecifiedTimeOutValueInMilliseconds	No	The customer can specify a desired time out value for this particular tracking number.
TrackRequest/TransactionTimeOutValueInMilliseconds	No	The customer can specify a desired time out value for this particular transaction.
TrackRequest/ProcessingOptions	No	<p>Valid value is INCLUDE_DETAILED_SCANS.</p> <p>If FALSE (the default), the reply will contain summary/profile data including current status.</p> <p>If TRUE, the reply will contain profile and detailed scan activity (multiple TrackDetail objects) for each package.</p>

## Example Track Request

```

<q0:TrackRequest>
  <q0:WebAuthenticationDetail>
    <q0:UserCredential>
      <q0:Key>xxxxxxxxxxxxxxxxxxxx</q0:Key>
      <q0>Password/>
    </q0:UserCredential>
  </q0:WebAuthenticationDetail>
  <q0:ClientDetail>
    <q0:AccountNumber>xxxxxxxx</q0:AccountNumber>
    <q0:MeterNumber>xxxxxxxx</q0:MeterNumber>
    <q0:IntegratorId/>
    <q0:Localization>
      <q0:LanguageCode>EN</q0:LanguageCode>
      <q0:LocaleCode>us</q0:LocaleCode>
    </q0:Localization>
  </q0:ClientDetail>
</q0:TransactionDetail>

```



# Tracking and Visibility Services

```

<q0:CustomerTransactionId>Basic_TrackRequest_q0_Internal</q0:CustomerTransactionId>
  <q0:Localization>
    <q0:LanguageCode>EN</q0:LanguageCode>
    <q0:LocaleCode>us</q0:LocaleCode>
  </q0:Localization>
</q0:TransactionDetail>
<q0:Version>
  <q0:ServiceId>trck</q0:ServiceId>
  <q0:Major>7</q0:Major>
  <q0:Intermediate>0</q0:Intermediate>
  <q0:Minor>0</q0:Minor>
</q0:Version>
<q0:SelectionDetails>
  <q0:CarrierCode>FDXE</q0:CarrierCode>
  <q0:PackageIdentifier>
    <q0:Type>TRACKING_NUMBER_OR_DOORTAG</q0:Type>
    <q0:Value>797843158299</q0:Value>
  </q0:PackageIdentifier>
</q0:SelectionDetails>

<q0:ProcessingOptions>INCLUDE_DETAILED_SCANS</q0:ProcessingOptions>
</q0:TrackRequest>

```

## TrackReply Elements

In addition to standard reply elements, the following elements are returned in a successful TrackReply.

See [Chapter 1: Introduction](#) for more information.

Table 13. TrackReply Elements

Element	Description
TrackReply/HighestSeverity	Contains the severity type of the most severe Notification in the Notifications array.

Table 13. TrackReply Elements, continued

Element	Description
TrackReply/Notifications	Information about the request/reply such was the transaction successful or not and any additional information relevant to the request or reply. There may be multiple Notifications in a reply.
TrackReply/CompletedTrackDetails	Contains detailed tracking entry information.
TrackReply/CompletedTrackDetails/HighestSeverity	Contains the severity type of the most severe Notification in the Notifications array.
TrackReply/CompletedTrackDetails/Notifications	Information about the request/reply, such was the transaction successful or not and any additional information relevant to the request or reply. There may be multiple Notifications in a reply.
TrackReply/CompletedTrackDetails/DuplicateWaybill	This element is returned if duplicate packages exist with the same tracking number. Only limited data will be provided for each one.
TrackReply/CompletedTrackDetails/MoreData	Returned if additional packages remain to be retrieved.
TrackReply/CompletedTrackDetails/PagingToken	Value that must be passed in a SendNotification Request to retrieve the next set of packages (when MoreDataAvailable = true).
TrackReply/CompletedTrackDetails/TrackDetails	Contains detailed tracking information for the requested packages(s). See <a href="#">Table 14</a> .

The following optional TrackDetails elements provide further identification of the package in the TrackService reply.

Table 14. TrackReply/CompletedTrackDetails/TrackDetails Elements

Element	Description
Notification	To report soft error on an individual track detail.
TrackingNumber	The FedEx package identifier.



# Tracking and Visibility Services

Table 14. TrackReply/CompletedTrackDetails/TrackDetails Elements, continued

Element	Description
Barcode	Each instance of this data type represents a barcode whose content must be represented as ASCII text, such as not binary data.
Barcode/Type	The kind of barcode data in this instance. Valid values are: <ul style="list-style-type: none"> <li>• ADDRESS</li> <li>• ASTRA</li> <li>• FEDEX_1D</li> <li>• GROUND</li> <li>• POSTAL</li> <li>• USPS</li> </ul>
Barcode/Value	The data content of this instance.
TrackingNumberUniquelIdentifier	When duplicate tracking numbers exist, this data is returned with summary information for each of the duplicates. The summary information is used to determine which of the duplicates the intended tracking number is. This identifier is used on a subsequent track request to retrieve the tracking data for the desired tracking number.
StatusDetail	Specifies details about the status of the shipment being tracked.
StatusDetail/CreationTime	An ISO8601DateTime.
StatusDetail/Code	A code that identifies this type of status.
StatusDetail/Description	A human-readable description of this status.
StatusDetail/Location	Address information related to the associated Status Detail Code and Description. Valid values are: <ul style="list-style-type: none"> <li>• City</li> <li>• State</li> <li>• Country</li> </ul>

Table 14. TrackReply/CompletedTrackDetails/TrackDetails Elements, continued

Element	Description
StatusDetail/AncillaryDetails	Descriptive data for a physical location. May be used as an actual physical address — place to which one could go — or as a container of "address parts," which should be handled as a unit, such as city-state-ZIP combination within the U.S.
CustomerExceptionRequests	Unique identifier for the customer exception request.
CustomerExceptionRequests/Id	Unique identifier for the customer exception request.
CustomerExceptionRequests/StatusCode	A code that identifies this type of status.
CustomerExceptionRequests/StatusDescription	A human-readable description of this status.
CustomerExceptionRequests/CreateTime	An ISO8601DateTime.
Reconciliation	Used to report the status of a piece of a multiple piece shipment which is no longer traveling with the rest of the packages in the shipment or has not been accounted for.
ServiceCommitMessage	Used to convey information such as: <ol style="list-style-type: none"> <li>1. FedEx has received information about a package but has not yet taken possession of it.</li> <li>2. FedEx has handed the package off to a third party for final delivery.</li> <li>3. The package delivery has been cancelled.</li> </ol>
DestinationServiceArea	A FedEx-specific code that indicates the level of service that FedEx is committed to provide for package delivery.
DestinationServiceAreaDescription	Descriptive text to provide additional explanation about the Destination Service Area.
CarrierCode	Identifies a FedEx operating company (transportation).
OperatingCompany	Identifies operating transportation company that is specific to the carrier code.





# Tracking and Visibility Services

Table 14. TrackReply/CompletedTrackDetails/TrackDetails Elements, continued

Element	Description
OperatingCompanyOrCarrierDescription	Specifies a detailed description about the carrier or the operating company.
ProductionLocationContactAndAddress	Specifies the FedEx office production center contact and address.
OtherIdentifiers	Other related identifiers for this package such as reference numbers.
OtherIdentifiers/PackageIdentifier	Required. The type and value of the package identifier that is to be used to retrieve the tracking information for a package.
OtherIdentifiers/PackageIdentifier/Type	Required. The type of value to be used to retrieve tracking information for a package, such as SHIPPER_REFERENCE, PURCHASE_ORDER, TRACKING_NUMBER_OR_DOORTAG, and so on.
OtherIdentifiers/PackageIdentifier/Value	Required. The value to be used to retrieve tracking information for a package.
OtherIdentifiers/TrackingNumberUniquelIdentifier	Used to distinguish duplicate FedEx tracking numbers. When duplicate tracking numbers exist this data is returned with summary information for each of the duplicates. The summary information is used to determine which of the duplicates the intended tracking number is. This identifier is used on a subsequent track request to retrieve the tracking data for the desired tracking number.
OtherIdentifiers/CarrierCode	The FedEx operating company (transportation) used for this package's delivery.
Service	Specifies details about service such as service description and type.
Service/Type	The service type of the package/shipment, such as FEDEX_CARGO_AIRPORT_TO_AIRPORT.
Service/Description	Complete and accurate description of this service. Descriptive text for the associated Service/Type.

Table 14. TrackReply/CompletedTrackDetails/TrackDetails Elements, continued

Element	Description
Service/ShortDescription	Specifies a shorter description for the service that is calculated per the service code.
PackageWeight	The weight of this package.
PackageDimensions	Physical dimensions of the package.
PackageDimensionalWeight	The dimensional weight of the package.
ShipmentWeight	The weight of the entire shipment.
Packaging	Retained for legacy compatibility only.
PackagingType	Strict representation of the Packaging type, such as FEDEX_BOX, YOUR_PACKAGING, and so on.
PackagingType	Strict representation of the Packaging type, such as FEDEX_BOX, YOUR_PACKAGING, and so on.
PackageSequenceNumber	The sequence number of this package in a shipment. This would be 2 if it was package number 2 of 4.
PackageCount	The number of packages in this shipment.
Charges	Specifies the details about the Single Point of Clearance (SPOC) details.
Charges/Type	The descriptive information about the type of charges. Valid value is ORIGINAL_CHARGES.
Charges/ChargeAmount	The currency amount billed for services rendered.
ShipmentContents	This is a hierarchical field; it does not contain data but identifies that the lower-level fields will be related to the shipment contents.
ShipmentContents/PartNumber	The part number.
ShipmentContents/ItemNumber	The item number.
ShipmentContents/ReceivedQuantity	The quantity of the item received, in the form of a non-negative integer.



# Tracking and Visibility Services

Table 14. TrackReply/CompletedTrackDetails/TrackDetails Elements, continued

Element	Description
ShipmentContents/Description	The descriptive data identifying the contents of the shipment.
PackageContents	Specifies the contents of the package.
Commodities	Describes the kinds and quantities of all commodities in the shipment.
Commodities/CommodityId	Value used to identify a commodity description; must be unique within the containing shipment.
Commodities/Name	Specify name of the commodity.
Commodities/NumberOfPieces	Specify number of pieces for the commodity.
Commodities/Description	Complete and accurate description of the commodity.
Commodities/CountryOfManufacture	Country code where commodity contents were produced or manufactured in their final form.
Commodities/HarmonizedCode	The unique alpha/numeric code representing the commodity item.
Commodities/Weight	Specify weight of commodity.
Commodities/Quantity	Specify quantity of commodity. This field is used for enterprise transactions.
Commodities/QuantityWithFraction	This field is only for use in upload file construction and processing.
Commodities/QuantityUnits	Unit of measure used to express the quantity of this commodity line item.
Commodities/AdditionalMeasures	Contains only additional quantitative information other than weight and quantity to calculate duties and taxes.
Commodities/UnitPrice	Value of each unit in Quantity. Six explicit decimal places positions.
Commodities/CustomsValue	Specify customs value for commodity.

Table 14. TrackReply/CompletedTrackDetails/TrackDetails Elements, continued

Element	Description
Commodities/ExciseCondition	Defines additional characteristics of commodity used to calculate duties and taxes.
Commodities/ ExportLicenseExpirationDate	Date of expiration. Must be at least 1 day into future. The date that the Commerce Export License expires. Export License commodities may not be exported from the U.S. on an expired license. Applicable to U.S. shipping only. Required only if commodity is shipped on commerce export license, and Export License Number is supplied.
Commodities/CIMarksAndNumbers	An identifying mark or number used on the packaging of a shipment to help customers identify a particular shipment.
Commodities/PartNumber	The part number.
Commodities/NaftaDetail	All data required for this commodity in NAFTA Certificate of Origin.
Commodities/NaftaDetail/ PreferenceCriterion/	Defined by NAFTA regulations. See instructions for NAFTA Certificate of Origin for code definitions.  Valid values are: <ul style="list-style-type: none"> <li>• A</li> <li>• B</li> <li>• C</li> <li>• D</li> <li>• E</li> <li>• F</li> </ul>
Commodities/NaftaDetail/ ProducerDetermination	Defined by NAFTA regulations. See instructions for NAFTA Certificate of Origin for code definitions.  Valid values are: <ul style="list-style-type: none"> <li>• NO_1</li> <li>• NO_2</li> <li>• NO_3</li> <li>• YES</li> </ul>



# Tracking and Visibility Services

Table 14. TrackReply/CompletedTrackDetails/TrackDetails Elements, continued

Element	Description
Commodities/NaftaDetail/ProducerId	Identification of which producer is associated with this commodity (if multiple producers are used in a single shipment).
Commodities/NaftaDetail/NetCostMethod	Valid values are: <ul style="list-style-type: none"> <li>• NC: Net cost method used for RCV calculation.</li> <li>• NO: Net cost method not used.</li> </ul>
Commodities/NaftaDetail/NetCostDateRange	Date range over which RVC net cost was calculated.
ReturnDetail	This is a hierarchical field; it does not contain data but identifies that the lower-level fields will be related to a return shipment.
ReturnDetail/MovementStatus	Identifies whether the return shipment has actually been returned. Valid values are: <ul style="list-style-type: none"> <li>• MOVEMENT_OCCURRED</li> <li>• NO_MOVEMENT</li> </ul>
ReturnDetail/LabelType	Specifies the label that is to be put on a return package. Valid values are: <ul style="list-style-type: none"> <li>• EMAIL</li> <li>• PRINT</li> </ul>
ReturnDetail/Description	Descriptive text about the return shipment, entered by the customer.
ReturnDetail/AuthorizationName	Name of person authorizing the return, entered by the customer.
CustomsOptionDetails	Specifies the reason for return.
CustomsOptionDetails/Type	Specifies the reason for an international return, as recognized by Customs. Valid values are:

Table 14. TrackReply/CompletedTrackDetails/TrackDetails Elements, continued

Element	Description
	<ul style="list-style-type: none"> <li>• COURTESY_RETURN_LABEL: For the outbound courtesy return label.</li> <li>• EXHIBITION_TRADE_SHOW: For exhibition or trade-show, outbound and inbound.</li> <li>• FAULTY_ITEM: For faulty item being returned, inbound only.</li> <li>• FOLLOWING_REPAIR: For repaired or processed item being sent, outbound only.</li> <li>• FOR_REPAIR: For repair or processing, outbound and inbound.</li> <li>• ITEM_FOR_LOAN: For loan item, outbound and inbound.</li> <li>• OTHER: Other reason, outbound and inbound. This type requires a description.</li> <li>• REJECTED: For rejected merchandise being returned, inbound.</li> <li>• REPLACEMENT: For replacement being sent, outbound only.</li> <li>• TRIAL: For use in a trial, outbound and inbound.</li> </ul>
CustomsOptionDetails/Description	Specifies additional description about customs options. This is a required field when the CustomsOptionType is "OTHER."
AdvanceNotificationDetail	The details of the advance notification, such as estimated time of arrival, reason and status.
ShipperAddress	The address information for the shipper.
OriginLocationAddress	The address of the FedEx pickup location/facility.
EstimatedPickupTimestamp	Estimated package pickup time for shipments that haven't been picked up.
ShipTimestamp	Time package was shipped/tendered over to FedEx. Time portion will be populated if available, otherwise will be set to midnight.



# Tracking and Visibility Services

Table 14. TrackReply/CompletedTrackDetails/TrackDetails Elements, continued

Element	Description
TotalTransitDistance	The distance from the origin to the destination. Returned for Custom Critical shipments.
DistanceToDestination	Total distance package still has to travel. Returned for Custom Critical shipments.
DestinationAddress	The address this package is to be (or has been) delivered.
HoldAtLocationContact	The descriptive data for a point-of-contact person.
HoldAtLocationAddress	The address this package is requested to be placed on hold at.
DestinationLocationAddress	The address of the FedEx delivery location/facility.
AppointmentDeliveryTimestamp	Date and time the package would be delivered if the package has appointment delivery as a special service.
EstimatedDeliveryTimestamp	Projected package delivery time based on ship time stamp, service and destination. Not populated if delivery has already occurred.
ActualDeliveryTimestamp	The time the package was actually delivered.
ActualDeliveryAddress	Actual address where package was delivered. Differs from destination address, which indicates where the package was to be delivered; This field tells where delivery actually occurred, such as next door, at station and so on.
OfficeOrderDeliveryMethod	Identifies the method of office order delivery.
DeliveryLocationType	Strict text indicating the delivery location at the delivered to address.
DeliveryLocationDescription	User/screen friendly representation of the DeliveryLocationType (delivery location at the delivered to address). Can be returned in localized text.
DeliveryAttempts	Specifies the number of delivery attempts made to deliver the shipment.

Table 14. TrackReply/CompletedTrackDetails/TrackDetails Elements, continued

Element	Description
DeliverySignatureName	This is either the name of the person that signed for the package or "Signature not requested" or "Signature on file."
PieceCountVerificationDetails	Specifies the details about the count of the packages delivered at the delivery location and the count of the packages at the origin.
PieceCountVerificationDetails/CountLocationType	The type of location. Valid values are: <ul style="list-style-type: none"> <li>• DESTINATION</li> <li>• ORIGIN</li> </ul>
PieceCountVerificationDetails/Count	The count of the pieces in the form of a non-negative integer.
PieceCountVerificationDetails/Description	Describes the piece count verification.
AvailableImages	The type of image available.
Signature	The signature image if available.
NotificationEventsAvailable	The types of email notifications that are available for the package.
SplitShipmentParts	Returned for cargo shipments only when they are currently split across vehicles. Applies to FedEx Freight shipments.
SplitShipmentParts/PieceCount	The number of pieces in this part.
SplitShipmentParts/Timestamp	The date and time this status began.
SplitShipmentParts/StatusCode	A code that identifies this type of status.
SplitShipmentParts/StatusDescription	A human-readable description of this status.
RedirectToHoldEligibility	Indicates redirection eligibility as determined by tracking service, subject to refinement/override by redirect-to-hold service.  Valid values are:



# Tracking and Visibility Services

Table 14. TrackReply/CompletedTrackDetails/TrackDetails Elements, continued

Element	Description
Events	Event information for a tracking number.
Events/Timestamp	The time this event occurred.
Events/EventType	Carrier's scan code. Pairs with EventDescription.
Events/EventDescription	Literal description that pairs with the EventType.
Events/StatusExceptionCode	Further defines the Scan Type code's specific type, such as DEX08 business closed. Pairs with StatusExceptionDescription.
Events/StatusExceptionDescription	Literal description that pairs with the StatusExceptionCode.
Events/Address	Address information of the station that is responsible for the scan.
Events/StationId	Station identification.

## Example TrackReply

```
<q0:TrackReply xmlns:q0="http://fedex.com/ws/track/q0">
  <q0:HighestSeverity>SUCCESS</q0:HighestSeverity>
  <q0:Notifications>
    <q0:Severity>SUCCESS</q0:Severity>
    <q0:Source>trck</q0:Source>
    <q0:Code>0</q0:Code>
    <q0:Message>Request was successfully
processed.</q0:Message>
    <q0:LocalizedMessage>Request was successfully
processed.</q0:LocalizedMessage>
  </q0:Notifications>
  <q0:TransactionDetail>

<q0:CustomerTransactionId>Basic_TrackRequest_q0_Internal</q0:CustomerTransactionId>
  <q0:Localization>
    <q0:LanguageCode>EN</q0:LanguageCode>
    <q0:LocaleCode>us</q0:LocaleCode>
```

```

    </q0:Localization>
  </q0:TransactionDetail>
</q0:Version>
  <q0:ServiceId>trck</q0:ServiceId>
  <q0:Major>7</q0:Major>
  <q0:Intermediate>0</q0:Intermediate>
  <q0:Minor>0</q0:Minor>
</q0:Version>
<q0:CompletedTrackDetails>
  <q0:HighestSeverity>SUCCESS</q0:HighestSeverity>
  <q0:Notifications>
    <q0:Severity>SUCCESS</q0:Severity>
    <q0:Source>trck</q0:Source>
    <q0:Code>0</q0:Code>
    <q0:Message>Request was successfully
processed.</q0:Message>
    <q0:LocalizedMessage>Request was successfully
processed.</q0:LocalizedMessage>
  </q0:Notifications>
  <q0:DuplicateWaybill>false</q0:DuplicateWaybill>
  <q0:MoreData>false</q0:MoreData>
  <q0:TrackDetails>
    <q0:Notification>
      <q0:Severity>SUCCESS</q0:Severity>
      <q0:Source>trck</q0:Source>
      <q0:Code>0</q0:Code>
      <q0:Message>Request was successfully
processed.</q0:Message>
      <q0:LocalizedMessage>Request was successfully
processed.</q0:LocalizedMessage>
    </q0:Notification>
  </q0:TrackDetails>
</q0:CompletedTrackDetails>
<q0:TrackingNumber>797843158299</q0:TrackingNumber>

<q0:TrackingNumberUniqueIdentifier>2455910000</q0:TrackingNumberUniqueIdentifier>
  <q0>StatusDetail>
    <q0:Code>DL</q0:Code>
    <q0:Description>Delivered</q0:Description>
    <q0:Location>
      <q0:Residential>false</q0:Residential>
```



# Tracking and Visibility Services

```

    </q0:Location>
  </q0:StatusDetail>
  <q0:CarrierCode>FDXE</q0:CarrierCode>
  <q0:OperatingCompanyOrCarrierDescription>FedEx
Express</q0:OperatingCompanyOrCarrierDescription>
  <q0:OtherIdentifiers>
    <q0:PackageIdentifier>
      <q0:Type>SHIPPER_REFERENCE</q0:Type>
      <q0:Value>0356649</q0:Value>
    </q0:PackageIdentifier>
  </q0:OtherIdentifiers>
  <q0:Service>
    <q0:Type>FEDEX_2_DAY</q0:Type>
    <q0:Description>FedEx 2Day
Service</q0:Description>
  </q0:Service>

  <q0:PackageSequenceNumber>0</q0:PackageSequenceNumber>
  <q0:PackageCount>0</q0:PackageCount>

  <q0:ShipTimestamp>2011-12-14T00:00:00</q0:ShipTimestamp>
  <q0:DestinationAddress>
    <q0:City>STAFFORD</q0:City>

  <q0:StateOrProvinceCode>VA</q0:StateOrProvinceCode>
    <q0:CountryCode>US</q0:CountryCode>
    <q0:Residential>>false</q0:Residential>
  </q0:DestinationAddress>

  <q0:ActualDeliveryTimestamp>2011-12-16T16:11:00</q0:ActualDelive
ryTimestamp>
  <q0:ActualDeliveryAddress>
    <q0:City>STAFFORD</q0:City>

  <q0:StateOrProvinceCode>VA</q0:StateOrProvinceCode>
    <q0:CountryCode>US</q0:CountryCode>
    <q0:Residential>>false</q0:Residential>
  </q0:ActualDeliveryAddress>
  <q0:DeliveryAttempts>0</q0:DeliveryAttempts>
  <q0:DeliverySignatureName>Signature not
required</q0:DeliverySignatureName>

```

```

  <q0:Signature/>

  <q0:RedirectToHoldEligibility>INELIGIBLE</q0:RedirectToHoldEligi
bility>

  <q0:Events>

  <q0:Timestamp>2011-12-16T16:11:00</q0:Timestamp>
    <q0:EventType>DL</q0:EventType>

  <q0:EventDescription>Delivered</q0:EventDescription>

  <q0:StatusExceptionCode>02</q0:StatusExceptionCode>
    <q0:StatusExceptionDescription>Package
delivered to recipient address - release
authorized</q0:StatusExceptionDescription>
    <q0:Address>
      <q0:City>STAFFORD</q0:City>

  <q0:StateOrProvinceCode>VA</q0:StateOrProvinceCode>
    <q0:PostalCode>22556</q0:PostalCode>
    <q0:CountryCode>US</q0:CountryCode>
    <q0:Residential>>false</q0:Residential>
  </q0:Address>
  </q0:Events>
</q0:TrackDetails>
</q0:CompletedTrackDetails>
</q0:TrackReply>

```

## Tracking Scans

This table defines the tracking scan codes:

Table 15. Tracking Status Scan Codes

Code	Definition	Code	Definition
AA	At Airport	EO	Enroute to Origin Airport
AD	At Delivery	EP	Enroute to Pickup
AF	At FedEx Facility	FD	At FedEx Destination



# Tracking and Visibility Services

Table 15. Tracking Status Scan Codes, continued

Code	Definition	Code	Definition
AP	At Pickup	HL	Hold at Location
CA	Shipment Canceled	IT	In Transit
CH	Location Changed	LO	Left Origin
DE	Delivery Exception	OC	Order Created
DL	Delivered	OD	Out for Delivery
DP	Departed FedEx Location	PF	Plane in Flight
DR	Vehicle Furnished, Not Used	PL	Plane Landed
DS	Vehicle dispatched	PU	Picked Up
DY	Delay	RS	Return to Shipper
EA	Enroute to Airport delay	SE	Shipment Exception
ED	Enroute to Delivery	SF	At Sort Facility
EO	Enroute to Origin airport	SP	Split status - multiple statuses
EP	Enroute to Pickup	TR	Transfer

## Signature Proof of Delivery (SPOD)

To confirm a shipment has been received and signed for, you can use the SPOD request Fax or Letter function of the TrackService WSDL. With this feature, you can request a letter that includes a graphic of the recipient's signature for FedEx Express and FedEx Ground shipments.

### Service Details

- To view detailed SPOD information, include the 9-digit FedEx account number in the SPOD Fax or Letter request.

- If an account number is not provided, or if it does not match the shipper or payer, then only summary SPOD information will be provided.
- If an SPOD Letter is requested, it will be returned in PDF format that can be printed, browsed, or emailed.
- An SPOD Fax request will request a Fax format of the SPOD to be sent to a specific Fax number.
- There is no charge for SPOD.

For more detailed information about the services offered by FedEx, see the electronic **FedEx Service Guide**.

### SPODLetterRequest Elements

Use this request if the SPOD should be sent as a letter.

In addition to basic elements required for all transactions, the following elements make up the SPODLetterRequest.

See [Chapter 1: Introduction](#) for more information.

Table 16. SPOD Letter Request Elements

Element	Required	Description
TrackingNumber	Yes	Shipment tracking number.
ShipDate	No	Date on which package was shipped.
AccountNumber	No	Account number associated with the shipment.
Carrier	No	FedEx service that delivered the package.
Destination	No	Only country is used for elimination of duplicate tracking numbers.
AdditionalComments	No	Any additional information.
LetterFormat	Yes	Specify the letter format. Must be included when type is set to Letter.
Consignee	No	Information to be substituted for recipient information in the letter.





# Tracking and Visibility Services

## Example SPODLetterRequest

```
<q0:SignatureProofOfDeliveryLetterRequest>
  <q0:WebAuthenticationDetail>
    <q0:UserCredential>
      <q0:Key>XXXXXXXXX</q0:Key>
      <q0>Password>XXXXXXXXX</q0>Password>
    </q0:UserCredential>
  </q0:WebAuthenticationDetail>
  <q0:ClientDetail>
    <q0:AccountNumber>XXXXXXXXX</q0:AccountNumber>
    <q0:MeterNumber>XXXXXXXXX</q0:MeterNumber>
  </q0:ClientDetail>
  <q0:TransactionDetail>
    <q0:CustomerTransactionId>**SPOD
REQUEST**</q0:CustomerTransactionId>
  </q0:TransactionDetail>
  <q0:Version>
    <q0:ServiceId>trck</q0:ServiceId>
    <q0:Major>6</q0:Major>
    <q0:Intermediate>0</q0:Intermediate>
    <q0:Minor>0</q0:Minor>
  </q0:Version>
  <q0:QualifiedTrackingNumber>
    <q0:TrackingNumber>XXXXXXXXX</q0:TrackingNumber>
    <q0:ShipDate>YYYY-MM-DD</q0:ShipDate>
    <q0:AccountNumber>XXXXXXXXX</q0:AccountNumber>
  </q0:QualifiedTrackingNumber>
  <q0:LetterFormat>PDF</q0:LetterFormat>
</q0:SignatureProofOfDeliveryLetterRequest>
```

## SPODLetterReply Elements

In addition to standard reply elements, the following element is returned in a successful SPODLetterReply.

See [Chapter 1: Introduction](#) for more information.

Table 17. SPOD Letter Reply Elements

Element	Description
Letter	Base64-encoded SPOD letter.

## SPODFaxRequest Elements

Use this request if the SPOD should be sent as a Fax.

In addition to basic elements required for all transactions, the following elements make up the SPODFaxRequest.

See [Chapter 1: Introduction](#) for more information.

Table 18. SPOD Fax Request Elements

Element	Required	Description
TrackingNumber	Yes	Shipment tracking number.
ShipDate	No	Date on which the package was shipped.
AccountNumber	No	Account number associated with the shipment.
Carrier		FedEx service that delivered the package.
Destination		Only country is used for elimination of duplicate tracking numbers.
AdditionalComments	No	Any additional information.
FaxSender	No	Contract and address information about the person requesting the fax to be sent.
FaxRecipient		Contract and address information, including the fax number, about the person to receive the fax.
Consignee	No	Information to be substituted for recipient information in the letter.



# Tracking and Visibility Services

## SPODFaxReply Elements

In addition to standard reply elements, the following element is returned in a successful SPODFaxReply.

See [Chapter 1: Introduction](#) for more information.

Table 19. SPOD Fax Reply Elements

Element	Description
FaxConfirmationNumber	Number of the FAX where confirmation is to be sent.

## Tracking and SPOD Differences

- Use Tracking to check the status of your shipment at any time during and within 18 months after delivery.
- Use SPOD to obtain an image of the recipient's signature (if the signature is available) once the shipment has been delivered.

## SPOD Data Availability

Signature Proof of Delivery is available for FedEx Express and FedEx Ground shipments up to 18 months from the ship date. This includes the signature image and associated shipment data. The signature image and additional recipient information may not be available for display in all countries and is indicated on the SPOD where applicable.

## Summary SPOD

You can obtain a SPOD letter with summary information without providing the 9-digit FedEx account number. This letter contains all the same information as Detailed SPOD, but only contains the city, state/province, and country information for the shipper and recipient. The signature image may not be available for display in all countries and is indicated on the SPOD where

applicable. For a sample see the following [SPOD Sample Letter – Partial](#) example.

## Detailed SPOD

You can obtain a SPOD letter with detailed information by providing the 9-digit FedEx account number. If the account number matches the shipper or payer of the shipment, you will be able to view detailed SPOD information, which includes complete contact name, company name, street address, city, state/province, postal code, and country information for both the shipper and recipient (if available). The signature image and additional recipient information may not be available for display in all countries and will be indicated on the SPOD where applicable. For a sample see the following [SPOD Sample Letter – Full](#) example.

## Service Availability

You can get proof-of-delivery for FedEx Express and FedEx Ground shipments that were delivered to destinations worldwide (where available). For more information, contact FedEx Customer Service.

## No Signature Found

Signatures can take up to five days to process. Even if no signature is available, you can receive the available proof of delivery information. You can also check again later for the signature. If no signature is available after seven business days, call **1.800.GoFedEx 1.800.463.3339**.

*Note: The signature may be unavailable if it was released (the shipper or recipient signed a signature release agreement).*

*SPOD requests cannot be batch-processed. If you need multiple SPOD documents, you must create multiple requests. The returned SPOD PDF buffer is encoded in Base64 and then must be Base64 decoded.*



# Tracking and Visibility Services

## SPOD Sample Letter – Partial

	FedEx Express Customer Support Trace 3875 Airways Boulevard Module H, 4th Floor Memphis, TN 38116	U.S. Mail: PO Box 727 Memphis, TN 38194-4643 Telephone: 901-369-3600
--	---	--

11/07/2005


Dear Customer:

The following is the proof of delivery you requested with the tracking number **123456789123**.

---

**Delivery Information:**

Status:	Delivered	Delivery date:	Jun 1, 2005 09:16
Signed for by:	John Q. Public		
Service type:	FedEx2 Day Service		




---

**Shipping Information:**

Tracking number:	123456789123	Ship date:	May 31, 2005
Recipient:	ENGLEWOOD, CO US	Shipper:	MEMPHIS, TN US

Thank you for choosing FedEx Express.

FedEx Worldwide Customer Service  
1.800.GoFedEx: 1.800.463.3339

## SPOD Sample Letter – Full

	FedEx Express Customer Support Trace 3875 Airways Boulevard Module H, 4th Floor Memphis, TN 38116	U.S. Mail: PO Box 727 Memphis, TN 38194-4643 Telephone: 901-369-3600
--	---	--

11/07/2005

Dear Customer:

The following is the proof of delivery you requested with the tracking number **123456789123**.

---

**Delivery Information:**

Status:	Delivered	Delivery location:	666 Purple Promise Lane
Signed for by:	John Q. Public	Delivery date:	Jun 1, 2005 09:16
Service type:	FedEx2 Day Service		




---

**Shipping Information:**

Tracking number:	123456789123	Ship date:	May 31, 2005
Recipient:	CUSTOMER SERVICE DEPARTMENT FEDERAL EXPRESS 585 PURPLE PROMISE LANE ANYTOWN, TN 38000 US	Shipper:	GARY SMITHSON 3680 HACKENSON ROAD ENLEWOOD, CO 80112 US

Thank you for choosing FedEx Express.

FedEx Worldwide Customer Service  
1.800.GoFedEx: 1.800.463.3339



# Tracking and Visibility Services

## Notification

Notification may be included using the TrackService WSDL SendNotificationsRequest or in the ShipService. Notification allows you to request that email exception and delivery notifications be sent to you, your recipient, and up to 2 other email addresses. A personal message can also be included.

*Note: If you include notification elements in a Ship request, you do not need to use the TrackService WSDL SendNotificationsRequest for that shipment. The TrackService WSDL SendNotificationsRequest is provided if no notification request has been made for an undeliverable shipment.*

## Notification Service Details

The following service details apply:

- Send notification of package state to up to four email addresses.  
*Note: If the notification request is for an international package, you may identify one of the notification recipients as a broker.*
- FedEx services offering this feature are FedEx Express (including intra-Mexico), FedEx Ground, FedEx Home Delivery (FHD), FedEx Custom Critical (FXCC), FedEx SmartPost (FXSP), and FXFR (FedEx Freight).
- Shipment, delivery and tendered notifications are available for FedEx SmartPost® Returns. Email exception is not available.
- There are two notification options:
  1. Exception notification, such as if an exception occurs during scanning and the package may be delayed, or if an address correction is required
  2. Delivery notification
- You must choose between these delivery types: wireless (to a cell phone), text only email, and HTML email.

- A personal message (up to 120 characters) is allowed for email notifications only. This element is not allowed for wireless notifications.
- You may select a valid language code for your communication. If no language code is indicated in the service request, the default is EN. The following table lists the valid language codes:

Table 20. Valid Language Codes for Notification Service

Value	Language	Locale Code (required if indicated below)
DA	Danish	
DE	German	
EN	English (default value)	
ES	Spanish (Latin American)	ES
ES	Spanish (North America)	US
FR	French (Canada)	CA
FR	French (Europe)	
IT	Italian	
JA	Kanji (Japan)	
KO	Korean	
NL	Dutch	
PT	Portuguese (Latin America)	
SV	Swedish	
ZH	Chinese (simplified)	CN
ZH	Chinese (Taiwan)	TW
ZH	Chinese (Hong Kong)	HK

For more detailed information about the services offered by FedEx, see the electronic **FedEx Service Guide**.



# Tracking and Visibility Services

## Notification Coding Details

In addition to the standard elements required for all transactions, the following elements are provided as part of the TrackService WSDL SendNotificationsRequest.

See [Chapter 1: Introduction](#) for more information.

## SendNotificationsRequest Elements

Table 21. Send Notifications Request Elements

Element	Required	Description
TrackingNumber	Required	Tracking number.
MultiPiece	Optional	Indicates whether to return tracking information for all associated packages.
PagingToken	Optional	To obtain additional data on second and subsequent SendNotifications requests. Client must submit this value in subsequent track requests in order to obtain next page of data. Must contain at least four characters.
TrackingNumberUniqueld	Optional	Populate only if the TrackingNumberUniqueld is known from a previous Tracking request or an email notifications request that resulted in a duplicate reply.
ShipDateRangeBegin	Optional	Recommend providing date range to find desired track number by limiting the results to this range. If not provided FedEx will default to a range that may not be useful for the search.
ShipDateRangeEnd	Optional	If provided, ShipDateRangeBegin is required.
SenderEmailAddress	Required	Valid email address of notification requestor.
SenderContactName	Required	Valid contact name of notification requestor.
NotificationDetailEmail	Optional	Descriptive data required for FedEx to provide email notification to the customer regarding the shipment. This element is required when SpecialServiceType

Table 21. Send Notifications Request Elements, continued

Element	Required	Description
		EMAIL_NOTIFICATION is present in the SpecialServiceTypes collection.
NotificationDetail/PersonalMessage	Optional	A message that will be included in the email notifications. Personal messages are not applicable with wireless formatted notifications such as UTF-8 encoded message.
NotificationDetail/Recipients	Required	Information describing the destination of the email format of the email and events to be notified on. Specify up to six email addresses to receive the specified notification.
NotificationDetail/Recipients/EMailNotificationRecipientType	Optional	Identifies the relationship this email recipient has to the shipment. Valid values are: <ul style="list-style-type: none"> <li>• BROKER</li> <li>• OTHER</li> <li>• RECIPIENT</li> <li>• SHIPPER</li> </ul>
EMailNotificationDetail/Recipients/EmailAddress	Required	The email address of the notification recipient.
EMailNotificationDetail/Recipients/NotificationEventsRequested	Optional	Identifies if an email notification should be sent to the recipient: <ul style="list-style-type: none"> <li>• ON_DELIVERY</li> <li>• ON_EXCEPTION</li> <li>• ON_SHIPMENT</li> <li>• ON_TENDER</li> </ul>
EMailNotificationDetail/Recipients/Format	Required	This element is required to specify the type of notification you want to receive. Valid values are: <ul style="list-style-type: none"> <li>• HTML</li> <li>• TEXT</li> <li>• WIRELESS</li> </ul>



# Tracking and Visibility Services

Table 21. Send Notifications Request Elements, continued

Element	Required	Description
EEmailNotificationDetail/Recipients/Localization	Required	The language/locale to be used in this email notification
Recipients/Localization/LanguageCode	Required	You may include a language code to have the email message returned in that language. See <a href="#">Notification Service Details on page 69</a> for a table of valid language codes. If no value is included with this element, the default is en (English).
Recipients/Localization/LocaleCode	Optional	Some languages require a locale code to further identify the requested language. For example, if you request the notification emails in Spanish, you must include a locale code of U.S. for North American Spanish. See <a href="#">Notification Service Details on page 69</a> for a table of valid locale codes.

## Example Send Notifications Request

```
<SOAP-ENV:Envelope
xmlns:SOAP-ENV="http://schemas.xmlsoap.org/soap/envelope/"
xmlns:SOAP-ENC="http://schemas.xmlsoap.org/soap/encoding/"
xmlns:xsi="http://www.w3.org/2001/XMLSchema-instance"
xmlns:xsd="http://www.w3.org/2001/XMLSchema">
  <SOAP-ENV:Body>
    <SendNotificationsRequest
xmlns="http://fedex.com/ws/track/q0">
      <WebAuthenticationDetail>
        <UserCredential>
          <Key></Key>
          <Password/>
        </UserCredential>
      </WebAuthenticationDetail>
      <ClientDetail>
        <AccountNumber>000000000000</AccountNumber>
        <MeterNumber>00000000</MeterNumber>
        <Localization>
          <LanguageCode>en</LanguageCode>
```

```

      </Localization>
    </ClientDetail>
    <TransactionDetail>
      <CustomerTransactionId>TC10_IVR_TRACKBYNOTIFICATION</CustomerTransactionId>
      <Localization>
        <LanguageCode>en</LanguageCode>
      </Localization>
    </TransactionDetail>
    <Version>
      <ServiceId>trck</ServiceId>
      <Major>7</Major>
      <Intermediate>0</Intermediate>
      <Minor>0</Minor>
    </Version>
    <TrackingNumber>797843158299</TrackingNumber>
    <TrackingNumberUniqueId>2455910000~797843158299</TrackingNumberUniqueId>
    <ShipDateRangeBegin>2011-12-14</ShipDateRangeBegin>
    <ShipDateRangeEnd>2011-12-16</ShipDateRangeEnd>
    <SenderEmailAddress>shriyash_khisti@syntelinc.com</SenderEmailAddress>
    <SenderContactName>shriyash</SenderContactName>
    <NotificationDetail>
      <PersonalMessage>HI!!</PersonalMessage>
      <Recipients>
        <EEmailNotificationRecipientType>SHIPPER</EEmailNotificationRecipientType>
        <EmailAddress>shriyash_khisti@syntelinc.com</EmailAddress>
        <NotificationEventsRequested>ON_DELIVERY</NotificationEventsRequested>
        <Format>TEXT</Format>
        <Localization>
          <LanguageCode>de</LanguageCode>
        </Localization>
```



# Tracking and Visibility Services

```

    </Recipients>
  </NotificationDetail>
</SendNotificationsRequest>
</SOAP-ENV:Body>
</SOAP-ENV:Envelope>

```

## SendNotificationsReply Elements

Table 22. SendNotificationsReply Elements

Element	Description
DuplicateWaybill	This element is present in the reply if duplicate tracking numbers are found as part of the notification request.
MoreDataAvailable	Returned in the reply if additional notification data is available.
PagingToken	If you receive the MoreDataAvailable element in the reply, you will also receive the PagingToken element with corresponding PagingToken number. This number must be included in any additional notification request, to receive additional data for your original request.
Packages	Information about the notifications that are available for this tracking number. If there are duplicates, then the ship date and destination address information is returned for determining which TrackingNumberUniquelIdentifier to use on a subsequent request.  This complex element includes: <ul style="list-style-type: none"> <li>• TrackingNumber</li> <li>• TrackingNumberUniquelIdentification</li> <li>• CarrierCode</li> <li>• ShipDate</li> <li>• Destination</li> <li>• RecipientDetails</li> </ul>
Packages/TrackingNumber UniquelIdentifiers	When duplicate tracking numbers exist, this data is returned with summary information for each of the duplicates. The summary information is used to determine which of the duplicates the intended tracking number is. This identifier is used on a subsequent

Table 22. SendNotificationsReply Elements, continued

Element	Description
	track request to retrieve the tracking data for the desired tracking number.

## Example Send Notifications Reply

```

<q0:SendNotificationsReply
xmlns:q0="http://fedex.com/ws/track/q0">
  <q0:HighestSeverity>WARNING</q0:HighestSeverity>
  <q0:Notifications>
    <q0:Severity>WARNING</q0:Severity>
    <q0:Source>trck</q0:Source>
    <q0:Code>30035</q0:Code>
    <q0:Message>We are unable to provide notifications
because either the package is too old or there is more than one
package with the provided tracking number.</q0:Message>
    <q0:LocalizedMessage>We are unable to provide
notifications because either the package is too old or there is
more than one package with the provided tracking
number.</q0:LocalizedMessage>
  </q0:Notifications>
  <q0:TransactionDetail
xmlns:SOAP-ENV="http://schemas.xmlsoap.org/soap/envelope/"
xmlns:xsd="http://www.w3.org/2001/XMLSchema"
xmlns:SOAP-ENC="http://schemas.xmlsoap.org/soap/encoding/">
    <q0:CustomerTransactionId>TC10_IVR_TRACKBYNOTIFICATION</q0:Custo
merTransactionId>
    <q0:Localization>
      <q0:LanguageCode>en</q0:LanguageCode>
    </q0:Localization>
  </q0:TransactionDetail>
  <q0:Version
xmlns:SOAP-ENV="http://schemas.xmlsoap.org/soap/envelope/"
xmlns:xsd="http://www.w3.org/2001/XMLSchema"
xmlns:SOAP-ENC="http://schemas.xmlsoap.org/soap/encoding/">
    <q0:ServiceId>trck</q0:ServiceId>
    <q0:Major>7</q0:Major>

```





# Tracking and Visibility Services

```

    <q0:Intermediate>0</q0:Intermediate>
    <q0:Minor>0</q0:Minor>
  </q0:Version>
  <q0:DuplicateWaybill>>false</q0:DuplicateWaybill>
  <q0:MoreDataAvailable>>false</q0:MoreDataAvailable>
  <q0:Packages>
    <q0:TrackingNumber>797843158299</q0:TrackingNumber>

<q0:TrackingNumberUniqueIdentifiers>2455910000</q0:TrackingNumberUniqueIdentifiers>
  <q0:CarrierCode>FDXE</q0:CarrierCode>
  <q0:ShipDate>2011-12-14</q0:ShipDate>
  <q0:Destination>
    <q0:City>STAFFORD</q0:City>

<q0:StateOrProvinceCode>VA</q0:StateOrProvinceCode>
  <q0:CountryCode>US</q0:CountryCode>
  <q0:Residential>>false</q0:Residential>
  </q0:Destination>
</q0:Packages>
</q0:SendNotificationsReply>

```

## FedEx InSight

As part of the ShipService WSDL, you may add additional elements to your ProcessShipment request to customize your FedEx InSight information:

Table 23. FedEx InSight Elements

Element	Description
RequestedShipment/BlockInSightVisibility	Optional. If true, only the shipper/payor will have visibility of this shipment.
RequestedPackageLineItem/ContentRecords	Includes the following elements: <ul style="list-style-type: none"> <li>• PartNumber</li> <li>• ItemNumber</li> <li>• ReceivedQuantity</li> <li>• Description</li> </ul>

Table 23. FedEx InSight Elements, continued

Element	Description
	These multiple occurrence elements can be repeated up to 50 times for a single tracking number.

For more information regarding FedEx InSight, go to [fedex.com/insight](http://fedex.com/insight).

For more information about shipping notification, see [Chapter 25: Shipment Notification in the Ship Request](#).

## Samples

Sample code, sample transactions and the specific individual WSDL/XML guide(s) can be downloaded following these steps:

1. Go to the FedEx Developer Resource Center (DRC) at <http://fedex.com/developer>.
2. Enter your username and password to login to the DRC.
3. Expand "Technical Resources" on the left pane.
4. Expand "FedEx Web Services for Shipping" and choose "Get Started."
5. In the right-hand column of either the "Standard Services" or the "Advanced Services" tabs, click on the dropdown box for the appropriate service and choose the format required.
6. Go to the right column in the appropriate tab, select the Download code dropdown and choose the code in the format needed.

*Note: Select the checkmark box next to "Include Documentation (PDF)" box to get the WSDL guide also.*



## Error Messages

For error messages, see the [Appendix O: Error Code Messages](#) section of the *Web Services Developer Guide* in the Support area of the Developer Resource Center at **fedex.com/developer**.

# 5 Global Ship Address Service



[Global Ship Address](#)



The GlobalShipAddress WSDL searches for, and returns, the addresses of the nearest FedEx package drop-off locations, including FedEx Office® Print and Ship Center locations.

## Global Ship Address

Use the Global Ship Address service to request FedEx locations available for FedEx Express® and FedEx Ground® package drop-off. This transaction searches for and returns the addresses of the nearest FedEx location. You can also use the Global Ship Address service to find FedEx locations that provide Hold at FedEx Location service.

## Global Ship Address Service Details

The Global Ship Address Service lets you search for FedEx drop-off locations by address, geographic coordinates or phone number.

You can also narrow your search by type of location. One, multiple, or all types of the FedEx locations listed may be specified in the search request:

- FedEx Authorized ShipCenter® locations: Access the FedEx transportation network at over 5,800 independently owned and operated pack and ship locations across the U.S. Stores participating in the FedEx Authorized ShipCenter program also provide other business services. FedEx Authorized ShipCenter locations may apply additional charges to the FedEx published rates.
- Express Station
- Freight Service Center
- Ground Terminal
- Home Delivery Station
- Office Location

- Self Service Location: Drop off FedEx Express packages (up to 20" x 12" x 6") at a FedEx Express® Drop Box. Drop boxes cannot be used for FedEx Ground packages or dangerous goods shipments.
- FedEx SmartPost Hub

Additionally, the search request supports an attribute to specify that the locations support FedEx Express or FedEx Ground Redirect to Hold capability and attributes to specify specific capabilities at the location such as Accepts Cash, Dangerous Goods Service, Ground Dropoff Service, Home Delivery Dropoff Service, Open 24 Hours, Returns Services, and so on.

The search request will also allow a customer to request a map URL for the locations returned. In addition to the locations address, the search reply will also return normal hours of operation, exception hours of operation, accepted currency and location holidays for the locations that met the criteria specified in the request.

You may also narrow your search by the following:

- Saturday Service available
- Packing Service available (most FedEx Office locations): FedEx will pack your shipment for you (at an extra charge).
- Packing Supplies available (anywhere FedEx Express packing materials are supplied; does not include FedEx Ground materials).
- Latest Express drop-off locations: Returns locations with the latest drop-off time near you.
- Express drop-off after: Drop a package off after a specific time, such as 5 p.m. Use this element to search for drop-off locations open after 5 p.m.

*Note: The GlobalShipAddress WSDL returns up to 25 locations within a 50-mile radius of your address.*

For more detailed information about the services offered by FedEx, see the electronic **FedEx Service Guide**.



## Global Ship Address Request Coding Details

In addition to the basic request elements required for all transactions as described in the Introduction, the following elements are available when coding a FedExSearchLocationsRequest:

Table 24. SearchLocationsRequest Coding Elements

Element	Required	Description
EffectiveDate	No	The date.
LocationsSearchCriterion	Yes	Specifies the criterion that may be used to search for FedEx locations. Valid values are: <ul style="list-style-type: none"> <li>• ADDRESS</li> <li>• GEOGRAPHIC_COORDINATES</li> <li>• PHONE_NUMBER</li> </ul>
Address	Yes	Descriptive data for a physical location. May be used as an actual physical address (place to which one could go), or as a container of "address parts" which should be handled as a unit (such as a city-state-ZIP combination within the U.S.).
Address/StreetLines	No	Combination of number, street name, etc. At least one line is required for a valid physical address; empty lines should not be included.
Address/City	No	Name of city, town, etc.
Address/StateOrProvinceCode	No	Identifying abbreviations for U.S. state, Canada province, etc. Format and presence of this field will vary, depending on country.
Address/PostalCode	No	Identification of a region (usually small) for mail/package delivery. Format and presence of this field will vary, depending on country.
Address/UrbanizationCode	No	Relevant only to addresses in Puerto Rico.

Table 24. SearchLocationsRequest Coding Elements, continued

Element	Required	Description
Address/ CountryCode	Yes	The two-letter code used to identify a country. Required when searching by any of the LocationsSearchCriterion, even PhoneNumber and GeographicCoordinates.
Address/ CountryName	No	the fully spelled out name of a country.
Address/Residential	No	Indicates whether this address is residential (as opposed to commercial).
PhoneNumber	No	Identifies the phone number associated with this contact if the search criterion is PHONE_NUMBER. Numeric value only, for example 9015551234. Mobile numbers will not return results.
GeographicCoordinates	No	Geographic coordinates if the search criterion is GEOGRAPHIC_COORDINATES. ISO 6709 format, for example +40.75-074.00/
MultipleMatchesAction	No	Specifies the criterion to be used to return location results when there are multiple matches. Valid values are: <ul style="list-style-type: none"> <li>• RETURN_ALL</li> <li>• RETURN_ERROR</li> <li>• RETURN_FIRST</li> </ul>
SortDetail	No	Specifies the details on how the location search results will be sorted in the reply.
SortDetail/Criterion	No	Specifies the criterion to be used to sort the location details. Valid values are: <ul style="list-style-type: none"> <li>• DISTANCE</li> <li>• LATEST_EXPRESS_DROPOFF_TIME</li> <li>• LATEST_GROUND_DROPOFF_TIME</li> <li>• LOCATION_TYPE</li> </ul>
SortDetail/Order	No	Specifies the sort order of the location details. Valid values are: <ul style="list-style-type: none"> <li>• HIGHEST_TO_LOWEST</li> <li>• LOWEST_TO_HIGHEST</li> </ul>



# Global Ship Address Service

Table 24. SearchLocationsRequest Coding Elements, continued

Element	Required	Description
Constraints	No	Constraints to be applied to location attributes.
Constraints/ RadiusDistance	No	Specifies the value and units of the radius around the address to search for FedEx locations.
Constraints/ RadiusDistance/Value	No	Identifies the maximum distance to return locations for.
Constraints/ RadiusDistance/Units	No	Identifies the unit of measure for the distance value. Valid values are: <ul style="list-style-type: none"> <li>• KM</li> <li>• MI</li> </ul>
Constraints/ ExpressDropOffTimeNeeded	No	The latest time at which the customer can drop off a package for being shipped using an Express service.
Constraints/ResultsFilters	No	Specifies the criteria used to filter the results of locations searched. The only valid value is EXCLUDE_LOCATIONS_OUTSIDE_STATE_OR_PROVINCE
Constraints/ SupportedRedirectToHold Services	No	Specifies the types of services supported by a FedEx location for redirect to hold. Valid values are: <ul style="list-style-type: none"> <li>• FEDEX_EXPRESS</li> <li>• FEDEX_GROUND</li> <li>• FEDEX_GROUND_HOME_DELIVERY</li> </ul>
Constraints/ RequiredLocationAttributes	No	Locations must support the specified requirement to be listed in the reply. Valid values are: <ul style="list-style-type: none"> <li>• ACCEPTS_CASH</li> <li>• ALREADY_OPEN</li> <li>• COPY_AND_PRINT_SERVICES</li> <li>• DANGEROUS_GOODS_SERVICES</li> <li>• DIRECT_MAIL_SERVICES</li> <li>• EXPRESS_FREIGHT_DROPOFFS</li> <li>• EXPRESS_PARCEL_DROPOFFS</li> <li>• FEDEX_FREIGHT_DROPOFFS</li> </ul>

Table 24. SearchLocationsRequest Coding Elements, continued

Element	Required	Description
		<ul style="list-style-type: none"> <li>• GROUND_DROPOFFS</li> <li>• GROUND_HOME_DELIVERY_DROPOFFS</li> <li>• LOCATION_IS_IN_AIRPORT</li> <li>• NOTARY_SERVICES</li> <li>• OBSERVES_DAY_LIGHT_SAVING_TIMES</li> <li>• OPEN_TWENTY_FOUR_HOURS</li> <li>• PACKAGING_SUPPLIES</li> <li>• PACK_AND_SHIP</li> <li>• PASSPORT_PHOTO_SERVICES</li> <li>• RETURNS_SERVICES</li> <li>• SATURDAY_DROPOFFS</li> <li>• SATURDAY_EXPRESS_HOLD_AT_LOCATION</li> <li>• SIGNS_AND_BANNERS_SERVICE</li> <li>• SONY_PICTURE_STATION</li> <li>• VIDEO_CONFERENCING</li> <li>• WEEKDAY_EXPRESS_HOLD_AT_LOCATION</li> <li>• WEEKDAY_GROUND_HOLD_AT_LOCATION</li> </ul>
Constraints/ResultsToSkip	No	A positive number indicating the number of results to skip.
Constraints/ ResultsRequested	No	A positive number indicating the number of results requested.
Constraints/ LocationContentOptions	No	The options provided for the location. Valid values are: <ul style="list-style-type: none"> <li>• HOLIDAYS</li> <li>• LOCATION_DROPOFF_TIMES</li> <li>• MAP_URL</li> </ul>
Constraints/ LocationTypesToInclude	No	Identifies a kind of FedEx facility. Valid values are: <ul style="list-style-type: none"> <li>• FEDEX_AUTHORIZED_SHIP_CENTER</li> <li>• FEDEX_EXPRESS_STATION</li> <li>• FEDEX_FREIGHT_SERVICE_CENTER</li> <li>• FEDEX_GROUND_TERMINAL</li> <li>• FEDEX_HOME_DELIVERY_STATION</li> </ul>



Table 24. SearchLocationsRequest Coding Elements, continued

Element	Required	Description
		<ul style="list-style-type: none"> <li>FEDEX_OFFICE</li> <li>FEDEX_SELF_SERVICE_LOCATION</li> <li>FEDEX_SMART_POST_HUB</li> </ul>

Successful reply data (based on your search criteria) are returned in a SearchLocationsReply:

Table 25. SearchLocationsReply Elements

Element	Description
TotalResultsAvailable	Specifies total number of location results that are available.
ResultsReturned	Specifies the number of location results returned in this reply.
FormattedAddress	Specifies the address formatted to have correct postal code per USPS standards.
AddressToLocationRelationship	The details about the relationship between the address requested and the locations returned.
AddressToLocationRelationship/MatchedAddress	Address as provided in the request.
AddressToLocationRelationship/MatchedAddressGeographicCoordinates	Specifies the geographic coordinates for the matched address.
AddressToLocationRelationship/DistanceAndLocationDetails	Specifies the distance between the matched address and the addresses of matched FedEx locations. Also specifies the details of the FedEx locations.

## Example SearchLocationsRequest

```
<q0:SearchLocationsRequest>
  <q0:WebAuthenticationDetail>
    <q0:UserCredential>
```

```

    <q0:Key>XXXXXXXXXX</q0:Key>
    <q0>Password>XXXXXXXXXX</q0>Password>
  </q0:UserCredential>
</q0:WebAuthenticationDetail>
<q0:ClientDetail>
  <q0:AccountNumber>XXXXXXXXXX</q0:AccountNumber>
  <q0:MeterNumber>XXXXXXXXXX</q0:MeterNumber>
</q0:ClientDetail>
<q0:Version>
  <q0:ServiceId>gsai</q0:ServiceId>
  <q0:Major>1</q0:Major>
  <q0:Intermediate>0</q0:Intermediate>
  <q0:Minor>0</q0:Minor>
</q0:Version>
<q0:EffectiveDate>2012-04-30</q0:EffectiveDate>

<q0:LocationsSearchCriterion>ADDRESS</q0:LocationsSearchCriterion>
<q0:Address>
  <q0:StreetLines>9255 MAIN STREET</q0:StreetLines>
  <q0:City>KANSAS CITY</q0:City>
  <q0:StateOrProvinceCode>MO</q0:StateOrProvinceCode>
  <q0:PostalCode>64114</q0:PostalCode>
  <q0:CountryCode>US</q0:CountryCode>
</q0:Address>

<q0:MultipleMatchesAction>RETURN_ALL</q0:MultipleMatchesAction>
<q0:SortDetail>
  <q0:Criterion>DISTANCE</q0:Criterion>
  <q0:Order>LOWEST_TO_HIGHEST</q0:Order>
</q0:SortDetail>
<q0:Constraints>
  <q0:RadiusDistance>
    <q0:Value>100</q0:Value>
    <q0:Units>MI</q0:Units>
  </q0:RadiusDistance>

<q0:SupportedRedirectToHoldServices>FEDEX_EXPRESS</q0:SupportedRedirectToHoldServices>
```





```
<q0:RequiredLocationAttributes>COPY_AND_PRINT_SERVICES</q0:RequiredLocationAttributes>
```

```
<q0:LocationContentOptions>LOCATION_DROPOFF_TIMES</q0:LocationContentOptions>
```

```
<q0:LocationTypesToInclude>FEDEX_OFFICE</q0:LocationTypesToInclude>
  </q0:Constraints>
</q0:SearchLocationsRequest>
```

## Samples

Sample code, sample transactions and the specific individual WSDL/XML guide(s) can be downloaded following these steps:

1. Go to the FedEx Developer Resource Center (DRC) at <http://fedex.com/developer>.
2. Enter your username and password to login to the DRC.

3. Expand "Technical Resources" on the left pane.
4. Expand "FedEx Web Services for Shipping" and choose "Get Started."
5. In the right-hand column of either the "Standard Services" or the "Advanced Services" tabs, click on the dropdown box for the appropriate service and choose the format required.
6. Go to the right column in the appropriate tab, select the Download code dropdown and choose the code in the format needed.

*Note: Select the checkmark box next to "Include Documentation (PDF)" box to get the WSDL guide also.*

## Error Messages

For error messages, see the [Appendix O: Error Code Messages](#) section of the *Web Services Developer Guide* in the Support area of the Developer Resource Center at **fedex.com/developer**.

# 6 Pickup Service



[Pickup](#)

[Cancel Pickup Service](#)

[Pickup Availability](#)

[Samples](#)

[Error Messages](#)



The FedEx pickup web service allows you to schedule a courier to pick up a shipment, cancel a pickup request, or check for pickup availability.

## Pickup

Use the Pickup Service to schedule courier pickup of a shipment at the location specified in the transaction.

### Pickup Service Details

FedEx Express<sup>®</sup> pickup requests:

- The time that your packages will be ready to be picked up must be no later than the postal code cutoff time for your location. The cutoff time can be retrieved with the PickupAvailability request.
- The length of time from when your packages will be ready to the time at which the courier will no longer be able to enter the premises to pick up the packages must be no less than the "access time", which can also be retrieved with the PickupAvailability request.
- FedEx Express pickup can be scheduled for the current or next business day.
- The maximum number of packages for a single pickup request is 99.
- If you already have a regular scheduled pickup, it is not necessary to schedule a one-time pickup or add another regular scheduled pickup.
- You cannot change a pickup request. To change a request, you must delete the original request and enter a new request.

For more information about your cut-off time, call FedEx Customer Service at **1.800.GoFedEx 1.800.463.3339**.

FedEx Ground<sup>®</sup> pickup requests:

- Pickup can be scheduled for the next business day or any business day up to 2 weeks in advance. A FedEx Ground pickup cannot be scheduled for

the current day; however, you can schedule a pickup on Sunday or a holiday for the next business day.

- Maximum number of packages for a single pickup request is 99.
- If you already have a regular scheduled pickup, it is not necessary to schedule a one-time pickup or add another regular scheduled pickup.
- Pickup at a residential address is available for an additional surcharge.
- You cannot change a pickup request. To change a request, you must delete the original request and enter a new request.

General information:

- To request a pickup for a different country, include the Country element with the appropriate country code where you would like FedEx to pick up your shipment.  
See [Appendix A: Country Code Tables](#) for a complete list.
- If you need to schedule a pickup for both FedEx Express (including intra-Mexico shipping) and FedEx Ground packages, you are required to schedule one pickup for each of the carriers individually.
- If your total package weight exceeds 150 lbs., contact FedEx Customer Service for assistance.
- If your pickup location is in a remote area, make sure your packages are ready earlier to accommodate remote pickup schedule.
- Always include the latest time your package can be picked up (or your company's close time).
- Saturday pickup service is offered in select locations worldwide for your FedEx Express packages. Saturday drop-off is also available at many FedEx locations. Use the FedEx Web Services GlobalShipAddress WSDL to receive a list of Saturday drop-off locations.



- For FedEx Ground and FedEx Express pickups, you may request an alternate pickup address other than the shipping location attached to your FedEx account number. An additional surcharge applies.
- If you want a regular FedEx Express or FedEx Ground pickup service, contact your FedEx account executive.

For more detailed information about the services offered by FedEx, see the electronic **FedEx Service Guide**.

## Pickup Service Request Elements

In addition to the elements required for all requests, the following elements are included in the Pickup Service request:

Table 26. Pickup Service Request Elements

Element	Description
OriginDetail/ UseAccountAddress	This element is required if you want to have the package picked up at a different address than the one associated with the shipper account. Valid values are: <ul style="list-style-type: none"> <li>• Y — Use shipper Address</li> <li>• N — User Alternate Address</li> </ul> If you enter N, the PickupLocation element is required.
OriginDetail/PickupLocation	This element is required for alternate pickup addresses. Valid elements are: <ul style="list-style-type: none"> <li>• Contact</li> <li>• Address</li> </ul>
OriginDetail/PackageLocation	Provides a location description where the courier/driver will pick up the package. PickupServiceBuildingLocationType: Valid values are: <ul style="list-style-type: none"> <li>• FRONT</li> <li>• NONE</li> <li>• SIDE</li> <li>• REAR</li> </ul>
OriginDetail/BuildingPartCode	Describes the package location building type for the pickup: <ul style="list-style-type: none"> <li>• APARTMENT</li> </ul>

Table 26. Pickup Service Request Elements, continued

Element	Description
	<ul style="list-style-type: none"> <li>• BUILDING</li> <li>• DEPARTMENT</li> <li>• FLOOR</li> <li>• ROOM</li> <li>• SUITE</li> </ul>
OriginDetail/ BuildingPartDescription	Accompanies the BuildingPartCode to describe the package pickup location. Entries can be an apartment number, suite number, etc.
OriginDetail/ReadyTimeStamp	Identifies the date and time the package will be ready for pickup by FedEx. The time must be no later than the CutOffTime, which can be discovered with the PickupAvailabilityRequest. FedEx Express pickup can be scheduled for the current or next business day.
OriginDetail/ CompanyCloseTime	Your company close time is required for a successful dispatch request. The time between the ReadyTimestamp and the CustomerCloseTime must be no less than a length of time called the AccessTime, which can be discovered with a PickupAvailabilityRequest.
PickupServiceRequest/ PackageCount	Total number of packages that make up the dispatch request.
PickupServiceRequest/ TotalWeight	Total weight of packages that make up the dispatch request.
PickupServiceRequest/ CarrierCode	FedEx operating company (FedEx Express, FedEx Ground) performing the pickup.
PickupServiceRequest/ OversizePackageCount	Identifies the number of oversize packages that are tendered to FedEx Ground. For more information about oversize package requirements, see the electronic <b>FedEx Service Guide</b> .
PickupServiceRequest/ CourierRemarks	Any additional information that the courier needs to perform your pickup should be included in the reply request.
PickupServiceRequest/ CommodityDescription	Required for international APAC customers only. Provides area for any additional commodity description. Field is limited to 20 characters since P2D and Cosmos restrict the commodity description to 20 characters.

*Note: Dispatch requests should be limited to one request per day unless you add packages that exceed the dimensions or weight for the original request.*

Element	Description
FreightDetail/Service	Valid FedEx Freight service type.
FreightDetail/BookingNumber	All freight shipments required an advanced booking number from FedEx. This booking number is also required for freight dispatch requests.
FreightDetail/Dimensions	Length, width, and height of freight shipment to be picked up.
FreightDetail/TruckType	Type of truck required for pickup. Valid values are: <ul style="list-style-type: none"> <li>Drop_Trailer_Agreement</li> <li>Liftgate</li> <li>Tractor_Trailer_Access</li> </ul>
FreightDetail/TrailerSize	Trailer size required for dispatch. Valid values are: <ul style="list-style-type: none"> <li>TRAILER_28_FT</li> <li>TRAILER_48_FT</li> <li>TRAILER_53_FT</li> </ul>

## Example CreatePickupRequest

```
<q0:CreatePickupRequest>
  <q0:WebAuthenticationDetail>
    <q0:UserCredential>
      <q0:Key>XXXXXXXXXX</q0:Key>
      <q0>Password>XXXXXXXXXX</q0>Password>
    </q0:UserCredential>
  </q0:WebAuthenticationDetail>
  <q0:ClientDetail>
    <q0:AccountNumber>XXXXXXXXXX</q0:AccountNumber>
    <q0:MeterNumber>XXXXXXXXXX</q0:MeterNumber>
  </q0:ClientDetail>
  <q0:TransactionDetail>
    <q0:CustomerTransactionId>**TEST
    TRANSACTION**</q0:CustomerTransactionId>
  </q0:TransactionDetail>
  <q0:Version>
```

```
<q0:ServiceId>disp</q0:ServiceId>
<q0:Major>5</q0:Major>
<q0:Intermediate>0</q0:Intermediate>
<q0:Minor>0</q0:Minor>
</q0:Version>
<q0:AssociatedAccountNumber>
  <q0:Type>FEDEX_EXPRESS</q0:Type>
  <q0:AccountNumber>XXXXXXXXXX</q0:AccountNumber>
</q0:AssociatedAccountNumber>
<q0:OriginDetail>
  <q0:UseAccountAddress>>false</q0:UseAccountAddress>
  <q0:PickupLocation>
    <q0:Contact>
      <q0:PersonName>Robert Johnson</q0:PersonName>
      <q0:CompanyName>Sweet Home Chicago</q0:CompanyName>
      <q0:PhoneNumber>3125551212</q0:PhoneNumber>
    </q0:Contact>
    <q0:Address>
      <q0:StreetLines>7674 WASHINGTON AVE SO</q0:StreetLines>
      <q0:City>EDEN PRAIRIE</q0:City>
      <q0:StateOrProvinceCode>MN</q0:StateOrProvinceCode>
      <q0:PostalCode>55344</q0:PostalCode>
      <q0:CountryCode>US</q0:CountryCode>
      <q0:Residential>>false</q0:Residential>
    </q0:Address>
  </q0:PickupLocation>
  <q0:PackageLocation>REAR</q0:PackageLocation>
</q0:OriginDetail>
<q0:ReadyTimestamp>2011-08-02T08:00:18.282Z</q0:ReadyTimestamp>
  <q0:CompanyCloseTime>17:00:00</q0:CompanyCloseTime>
</q0:OriginDetail>
<q0:PackageCount>2</q0:PackageCount>
<q0:TotalWeight>
  <q0:Units>LB</q0:Units>
  <q0:Value>200</q0:Value>
</q0:TotalWeight>
<q0:CarrierCode>FDXG</q0:CarrierCode>
<q0:Remarks>Courier Pickup Request</q0:Remarks>
</q0:CreatePickupRequest>
```

## Pickup Service Reply Elements

The following elements are returned in the Pickup Service reply:

Table 27. Pickup Service Reply Elements

Element	Description
DispatchConfirmationNumber	FedEx returns a dispatch confirmation number for a successful dispatch request. This number must be used if you need to cancel the dispatch.
Location	The FedEx station ID receiving an FedEx Express dispatch request.
Message	This message provides information regarding the success or failure of the dispatch request.  <i>Note: Dispatch requests may fail if you enter an insufficient time window between Package Ready and Business Close. If you have questions about pickup times, contact your regional FedEx Support Hotline.</i>
PRP Control Number	PRP, Package Returns Program, Control Number - If you have contracted with FedEx to use the Package Return Program (PRP), the PRP control number is required in your dispatch request. For more information about PRP, go to <a href="https://www.fedex.com/us/services/options/returns/prp.html">fedex.com/us/services/options/returns/prp.html</a> .

## Pickup Service Country Codes

Table 28. Pickup Service Country Codes

Code	Country	Code	Country
AE	United Arab Emirates	IE	Ireland
AN	Netherlands Antilles	IL	Israel
AR	Argentina	IN	India
AT	Austria	IT	Italy
AU	Australia	JM	Jamaica
AW	Aruba	JP	Japan

Table 28. Pickup Service Country Codes, continued

Code	Country	Code	Country
BB	Barbados	KN	St. Kitts/Nevis
BE	Belgium	KR	South Korea
BG	Bulgaria	KW	Kuwait
BH	Bahrain	KY	Cayman Islands
BM	Bermuda	LC	St. Lucia
BR	Brazil	LK	Sri Lanka
BS	Bahamas	LU	Luxembourg
CA	Canada	MQ	Martinique
CH	Switzerland	MX	Mexico
CL	Chile	MY	Malaysia
CO	Colombia	NL	Netherlands
CR	Costa Rica	NZ	New Zealand
CZ	Czech Republic	PA	Panama
DE	Germany	PH	Philippines
DK	Denmark	PL	Poland
DO	Dominican Republic	PR	Puerto Rico
EC	Ecuador	SE	Sweden
EG	Egypt	SG	Singapore
ES	Spain	SV	El Salvador
FI	Finland	TC	Turks & Caicos Islands
FR	France	TT	Trinidad/Tobago
GB	United Kingdom	TW	Taiwan
GD	Grenada	US	United States

Table 28. Pickup Service Country Codes, continued

Code	Country	Code	Country
GP	Guadeloupe	UY	Uruguay
GT	Guatemala	VC	St. Vincent
HK	Hong Kong	VE	Venezuela
HN	Honduras	VG	British Virgin Islands
HU	Hungary	VI	U.S. Virgin Islands
ID	Indonesia		

## Cancel Pickup Service

Use the Cancel Pickup Service to cancel a pickup request.

### Cancel Pickup Service Details

You may cancel a FedEx Express or FedEx Ground pickup if the request package ready time has not already been met. See [Cancel Pickup Request/Reply Coding Details for FedEx Freight](#).

For more detailed information about the services offered by FedEx, see the electronic **FedEx Service Guide**.

### Cancel Pickup Service Coding Details

In addition to the basic service elements required for most transactions (AuthenticationDetail and ClientDetail), the following elements are required to cancel a Pickup Service request:

Table 29. Cancel Pickup Service Request Elements

Element	Description
DispatchConfirmationNumber	This number is received from FedEx in your dispatch reply and is required for canceling a dispatch request.

Table 29. Cancel Pickup Service Request Elements, continued

Element	Description
ScheduledDate	Indicates the date the dispatch occurs.
Location	The location information for the FedEx station handling the dispatch is returned in the dispatch reply. This information is required to cancel an FedEx Express dispatch.
CourierRemarks	Any additional information for the FedEx courier regarding the dispatch cancellation.

If you enter an invalid dispatch confirmation number or this number does not match the location and/or scheduled date of the dispatch, you will receive an error notification. If the FedEx courier has already been dispatched to your pickup location, the dispatch cannot be canceled and the CancelPickup Service reply will return a failure notification.

### Example CancelPickupService Request

```
<q0:CancelPickupRequest>
  <q0:WebAuthenticationDetail>
    <q0:UserCredential>
      <q0:Key>XXXXXXXXX</q0:Key>
      <q0>Password>XXXXXXXXX</q0>Password>
    </q0:UserCredential>
  </q0:WebAuthenticationDetail>
  <q0:ClientDetail>
    <q0:AccountNumber>XXXXXXXXX</q0:AccountNumber>
    <q0:MeterNumber>XXXXXXXXX</q0:MeterNumber>
  </q0:ClientDetail>
  <q0:Version>
    <q0:ServiceId>disp</q0:ServiceId>
    <q0:Major>5</q0:Major>
    <q0:Intermediate>0</q0:Intermediate>
    <q0:Minor>0</q0:Minor>
  </q0:Version>
  <q0:CarrierCode>FDXG</q0:CarrierCode>
```



```
<q0:PickupConfirmationNumber>CPU3821280</q0:PickupConfirmationNumber>
  <q0:ScheduledDate>2012-05-09</q0:ScheduledDate>
  <q0:Remarks>TEST REMARKS</q0:Remarks>
  <q0:Reason>NO LONGER NEEDED</q0:Reason>
</q0:CancelPickupRequest>
```

## Cancel Pickup Request/Reply Coding Details for FedEx Freight

In addition to the basic service elements required for most transactions (AuthenticationDetail and ClientDetail), the following elements are required to cancel a Pickup request for a FedEx Freight shipment:

Table 30. Cancel a Pickup Request Elements

Element	Description
CarrierCode	Identifies the FedEx service operating company (transportation) that was sent the pickup that is being canceled.  Valid values are: <ul style="list-style-type: none"> <li>• FDXC</li> <li>• FDXE</li> <li>• FDXG</li> <li>• FXCC</li> <li>• FXFR</li> <li>• FXSP</li> </ul>
PickupConfirmationNumber	Identifies the pickup confirmation number that is being canceled. The pickup confirmation number was returned to the client when the pickup was requested.
ScheduledDate	Identifies the scheduled date for the pickup that is being canceled. The scheduled date was provided by the client when the pickup was requested.
EndDate	Identifies the end date for the pickup that is being canceled.

Table 30. Cancel a Pickup Request Elements, continued

Element	Description
Location	Identifies the FedEx location identifier responsible for processing the package pickup that is being canceled. The FedEx location identifier was returned to the client when the pickup was requested. Required for Express service type.
Remarks	Identifies comments the customer wants to convey to the FedEx courier regarding the package pickup.
ShippingChargesPayment	Includes the descriptive data for the monetary compensation given to FedEx for services rendered to the customer.
Reason	Identifies the reason for canceling the pickup request.
ContactName	Identifies the name of the person that requested pickup cancellation.
PhoneNumber	Identifies the phone number of the person that requested pickup cancellation.
PhoneExtension	Identifies the phone extension of the person that requested pickup cancellation.

The CancelPickupReply element returns the descriptive data to a client in response to a CancelPickupRequest. The following elements are returned in a Cancel Pickup reply for a FedEx Freight shipment:

Table 31. Cancel a Pickup Reply Elements

Element	Description
HighestSeverity	Identifies the highest severity encountered when performing the request. Valid values in order from high to low are: <ul style="list-style-type: none"> <li>• FAILURE</li> <li>• ERROR</li> <li>• WARNING</li> <li>• NOTE</li> <li>• SUCCESS</li> </ul>



Table 31. Cancel a Pickup Reply Elements, continued

Element	Description
Notifications	<p>Includes the descriptive data detailing the status of a submitted transaction. Includes the severity of the notification, which indicates success or failure or some other information about the request.</p> <p>Valid values are:</p> <ul style="list-style-type: none"> <li>• SUCCESS — Your transaction succeeded with no other applicable information.</li> <li>• NOTE — Additional information that may be of interest to you about your transaction.</li> <li>• WARNING — Additional information that you need to know about your transaction that you may need to take action on.</li> <li>• ERROR — Information about an error that occurred while processing your transaction.</li> <li>• FAILURE — FedEx was unable to process your transaction at this time due to a system failure. Please try again later.</li> </ul>
TransactionDetail	Includes descriptive data that governs data payload language/translations. The TransactionDetail from the request is echoed back to the caller in the corresponding reply.
Version	Identifies the version/level of a service operation expected by a caller (in each request) and performed by the callee (in each reply).
Message	Includes a Human readable message from the dispatch system.

## Pickup Availability

Use Pickup Availability to obtain cutoff and access time required to request and schedule a pickup and pickup based on the specified area. You may check pickup availability for either FedEx Express or FedEx Ground shipments. [See Pickup Availability Request/Reply Coding Details for FedEx Freight on page 89.](#)

## Pickup Availability Coding Details

In addition to the basic service elements required for most transactions (AuthenticationDetail and ClientDetail), the following elements are available for a PickupAvailability request:

Table 32. PickupAvailability Elements

Element	Description
PackageReadyTime	<p>Optional. Identifies the date and time the package will be ready for pickup by FedEx. Express pickup can be scheduled for the current or next business day. Format HHMM where valid time format HH is a value between 00 and 24 and MM is not a value between 00 and 59.</p> <p><i>Note: The Package Ready Time does equate to the time the driver should arrive for the package</i></p>
CompanyCloseTime	Optional. Specify your company close time. The ReadyTimeStamp and the CompanyCloseTime must allow a long enough time period for a FedEx courier to arrive at your pickup location. Format HHMM where valid time format HH is a value between 00 and 24 and MM is not a value between 00 and 59.
DispatchDate	Optional. Specify the date for package pickup.
StreetLines	Optional. Specify if a street address line(s) is required.
City	Optional. Specify the pickup city.
StateOrProvinceCode	Required only if recipient country is U.S. or Canada, or if SED applies and country is Mexico (MX).
PostalCode	<p>Required for FedEx Ground shipments if recipient country is a postal aware country.</p> <p><i>See Appendix J: Postal-Aware Countries and Formats for a list of postal aware countries.</i></p>
UrbanizationCode	Optional. Relevant only to addresses in Puerto Rico, where multiple addresses within the same postal code can have the same house number and street name. When this is the case, the urbanization code is needed to distinguish them.

Table 32. PickupAvailability Elements, continued

Element	Description
CountryCode	Required. For a list of valid codes, see <a href="#">Appendix A: Country Code Tables</a> .
CountryName	Required. The fully spelled out name of a country.
PickupRequestType	Required. Request type valid values are: <ul style="list-style-type: none"> <li>• SAME_DAY</li> <li>• FUTURE_DAY</li> </ul>
Carriers	Required. FedEx service (FedEx Express, FedEx Ground) performing the pickup. Valid values are: <ul style="list-style-type: none"> <li>• FDXG</li> <li>• FDXE</li> </ul>
PickupShipmentAttributes/dimensions	Optional. Descriptive information about the package dimensions.
PickupShipmentAttributes/weight	Optional. Descriptive information about the package weight.

## Pickup Availability Request/Reply Coding Details for FedEx Freight

### Pickup Availability Request Elements

In addition to the basic service elements required for most transactions (AuthenticationDetail, ClientDetail, TransactionDetail, and AccountNumber), the following elements are required to request availability of pickup for a FedEx Freight shipment:

Table 33. Pickup Availability Request Elements

Element	Description
PickupAddress	Includes descriptive data for a physical location. May be used as an actual physical address (place to which one could go), or as a

Table 33. Pickup Availability Request Elements, continued

Element	Description
	container of "address parts" which should be handled as a unit, such as a city-state-ZIP combination within the U.S.
PickupRequestType	Describes the relationship between the date on which a dispatch occurs and the date on which it is created (scheduled) by means of a CourierDispatchRequest. <ul style="list-style-type: none"> <li>• FUTURE_DAY means that the dispatch date is later than the date on which it is created. If FUTURE_DAY is included, then Options with ScheduleDay of FUTURE_DAY will be included in the reply</li> <li>• SAME_DAY means that the dispatch is to occur on the date on which it is created. If SAME_DAY is included, then Options with ScheduleDay of SAME_DAY will be included in the reply.</li> </ul>
DispatchDate	Identifies the dispatch date (in the local time zone) for the pickup whose availability is being requested.
NumberOfBusinessDays	Identifies the number of business days to consider when checking availability.
PackageReadyTime	Identifies the time when the package will be ready to be picked up. The time is local to the pickup postal code, in 24-hour form, such as 13:00:00. It should not contain a TZD. If a TZD is included, it will be ignored.
CustomerCloseTime	Identifies the latest time at which the courier will be able to gain access to pick up the package(s). The time is local to the pickup postal code, in 24-hour form, such as 17:00:00. It should not contain a TZD. If a TZD is included, it will be ignored.
Carriers	Identifies the FedEx carrier(s) for which availability is requested. Valid values are: <ul style="list-style-type: none"> <li>• FDXC</li> <li>• FDXE</li> <li>• FDXG</li> <li>• FXCC</li> </ul>

Table 33. Pickup Availability Request Elements, continued

Element	Description
	<ul style="list-style-type: none"> <li>• FXFR</li> <li>• FXSP</li> </ul>
ShipmentAttributes	Includes descriptive information about the shipment.

### Example PickupAvailabilityRequest

```
<q0:PickupAvailabilityRequest>
  <q0:WebAuthenticationDetail>
    <q0:UserCredential>
      <q0:Key>XXXXXXXX</q0:Key>
      <q0>Password>XXXXXXXX</q0>Password>
    </q0:UserCredential>
  </q0:WebAuthenticationDetail>
  <q0:ClientDetail>
    <q0:AccountNumber>XXXXXXXX</q0:AccountNumber>
    <q0:MeterNumber>XXXXXXXX</q0:MeterNumber>
  </q0:ClientDetail>
  <q0:Version>
    <q0:ServiceId>disp</q0:ServiceId>
    <q0:Major>5</q0:Major>
    <q0:Intermediate>0</q0:Intermediate>
    <q0:Minor>0</q0:Minor>
  </q0:Version>
  <q0:AccountNumber>
    <q0:Type>FEDEX_EXPRESS</q0:Type>
    <q0:AccountNumber>XXXXXXXX</q0:AccountNumber>
  </q0:AccountNumber>
  <q0:PickupAddress>
    <q0:StreetLines>1704 Rountree Bridge</q0:StreetLines>
    <q0:City>Sparks</q0:City>
    <q0:StateOrProvinceCode>GA</q0:StateOrProvinceCode>
    <q0:PostalCode>31647</q0:PostalCode>
    <q0:CountryCode>US</q0:CountryCode>
    <q0:Residential>>false</q0:Residential>
  </q0:PickupAddress>
  <q0:PickupRequestType>FUTURE_DAY</q0:PickupRequestType>
```

```
<q0:DispatchDate>2011-08-22</q0:DispatchDate>
<q0:NumberOfBusinessDays>1</q0:NumberOfBusinessDays>
<q0:PackageReadyTime>08:00:00</q0:PackageReadyTime>
<q0:CustomerCloseTime>18:00:00</q0:CustomerCloseTime>
<q0:Carriers>FDXG</q0:Carriers>
</q0:PickupAvailabilityRequest>
```

### Pickup Availability Reply Elements

The PickupAvailabilityReply element returns the descriptive data to a client in response to a PickupAvailabilityRequest. The following elements are returned in a Pickup Availability reply for a FedEx Freight shipment:

Table 34. Pickup Availability Reply Elements

Element	Description
HighestSeverity	<p>Identifies the highest severity encountered when performing the request. Valid values in order from high to low are:</p> <ul style="list-style-type: none"> <li>• FAILURE</li> <li>• ERROR</li> <li>• WARNING</li> <li>• NOTE</li> <li>• SUCCESS</li> </ul>
Notifications	<p>Includes the descriptive data detailing the status of a submitted transaction. Includes the severity of the notification, which indicates success or failure or some other information about the request.</p> <p>Valid values are:</p> <ul style="list-style-type: none"> <li>• SUCCESS — Your transaction succeeded with no other applicable information.</li> <li>• NOTE — Additional information that may be of interest to you about your transaction.</li> <li>• WARNING — Additional information that you need to know about your transaction that you may need to take action on.</li> <li>• ERROR — Information about an error that occurred while processing your transaction.</li> </ul>

Table 34. Pickup Availability Reply Elements, continued

Element	Description
	<ul style="list-style-type: none"> <li>FAILURE — FedEx was unable to process your transaction at this time due to a system failure. Please try again later.</li> </ul>
TransactionDetail	Includes descriptive data that governs data payload language/translations. The TransactionDetail from the request is echoed back to the caller in the corresponding reply.
Version	Identifies the version/level of a service operation expected by a caller (in each request) and performed by the callee (in each reply).
RequestTimeStamp	Identifies the point in time when the request was processed.
Options	Identifies the options for picking up the shipment.
Options/Carrier	The carrier to which the PickupScheduleOption applies
Options/Description	Descriptive information about the shipment
Options/ScheduleDay PickupRequestType	Tells whether this option describes a dispatch created on the dispatch date (SAME_DAY), or on a prior date (FUTURE_DAY).
Options/Available	True if this pickup option is available.
Options/PickupDate	Identifies the date (in the postal code's time zone) to which this PickupScheduleOption refers.
Options/CutOffTime	Identifies the latest allowed ready time (in the postal code's time zone) for a postal code. As a local time, it will not include a Time Zone Designator.
Options/AccessTime	Identifies the minimum required length of the window of time between the ReadyTime and CustomerCloseTime.
Options/ResidentialAvailable	
Options/CountryRelationship	
CloseTimeType	Identifies whether the close time is specified by the customer or is the default time. Valid values are: <ul style="list-style-type: none"> <li>CUSTOMER_SPECIFIED</li> <li>DEFAULT</li> </ul>

Table 34. Pickup Availability Reply Elements, continued

Element	Description
CloseTime	Identifies the close time corresponding to the specified CloseTimeType.
LocalTime	Identifies the local time of the service center that will service the pickup.

## Samples

Sample code, sample transactions and the specific individual WSDL/XML guide(s) can be downloaded following these steps:

1. Go to the FedEx Developer Resource Center (DRC) at <http://fedex.com/developer>.
2. Enter your username and password to login to the DRC.
3. Expand "Technical Resources" on the left pane.
4. Expand "FedEx Web Services for Shipping" and choose "Get Started."
5. In the right-hand column of either the "Standard Services" or the "Advanced Services" tabs, click on the dropdown box for the appropriate service and choose the format required.
6. Go to the right column in the appropriate tab, select the Download code dropdown and choose the code in the format needed.

*Note: Select the checkmark box next to "Include Documentation (PDF)" box to get the WSDL guide also.*

## Error Messages

For error messages, see the [Appendix O: Error Code Messages](#) section of the *Web Services Developer Guide* in the Support area of the Developer Resource Center at [fedex.com/developer](http://fedex.com/developer).

# 7 Close Shipment



[FedEx Ground Close Ship Day Service Details](#)

[FedEx SmartPost Close Shipment Service Details](#)



The Close Service WSDL allows you to reconcile shipping information for your FedEx Ground® or FedEx SmartPost® shipments and print a ground manifest for your ground driver. The ground manifest is generated after a successful close and must be printed before your ground shipments are tendered to FedEx. You may continue to ship ground packages after a close has been performed. Similarly, FedEx SmartPost must be closed in order for the system to become aware of the package before it is scanned at the FedEx SmartPost facility.

*Note: The Close transaction (GroundClose Request and/or SmartpostCloseRequest) is required when processing Ground and/or SmartPost shipments.*

## FedEx Ground Close Ship Day Service Details

The Close Service can be performed multiple times during your shipping day. Use the Close Service to initiate the final stage of processing all shipment data submitted by the customer for the day (close of business).

*Note: Close transactions are performed at the meter level. If you have multiple meters, then additional close requests are required.*

In addition to the ground manifest, the following reports are returned after a successful close and need to be printed (if shipments with these services are included in the Close transaction):

- FedEx Ground® C.O.D. / FedEx Ground® Electronic C.O.D. (E.C.O.D.)
- HazMat
- FedEx Ground Multiweight® Package Detail

C.O.D./E.C.O.D. and HazMat reports can be printed anytime during the shipping day for shipments that have already been closed (up to three days in the past). FedEx Ground Multiweight reports (if the account is multiweight enabled) are produced at close time and cannot be reprinted.

*Note: Close is a requirement only for FedEx Ground®. FedEx Express® shipments are automatically closed and do not require you to perform a specific close operation.*

For more detailed information about the services offered by FedEx, see the electronic **FedEx Service Guide**.

## FedEx Ground Close Ship Day Coding Details

The following elements are required for a Close Service transaction:

Table 35. Ground Close Service Request Elements

Element	Requirements
GroundCloseRequest	Initiates the final stage of processing all shipment data submitted by the customer for the day (close of business) for FedEx Ground shipments. Only returns the Ground Manifest.
SmartPostCloseRequest	Initiates the final stage of processing all shipment data submitted by the customer for the day (close of business) for FedEx SmartPost shipments.
GroundCloseWithDocumentsRequest	Ground Close with user specified reports. Recommended for use if/when additional reports are required at the time of Close outside of the Ground Manifest.
ReprintGroundCloseDocumentsRequest	Prints the user specified reports that were generated when the Close was processed.
TimeUpToWhichShipmentsAreToBeClosed	Identifies the date and time up to which shipments are to be closed. Both date and time should be included in the Close request.

The following elements are required for a FedEx Ground Close Service with Documents request:

Table 36. GroundCloseWithDocumentsRequest Elements

Element	Requirements
CloseDate	Date on which shipments were closed.



Table 36. GroundCloseWithDocumentsRequest Elements, continued

Element	Requirements
CloseDocumentSpecification	Specifies characteristics of document(s) to be returned for this request. You may request the following close documents. <ul style="list-style-type: none"> <li>• COD_REPORT</li> <li>• MANIFEST</li> <li>• MULTIWEIGHT_REPORT</li> <li>• OP_950</li> </ul>

The following elements may be returned in the Ground Close with Documents reply:

Table 37. Ground Close Service with Document Reply Elements

Element	Requirements
HighestSeverity	Indicates the highest level of severity of all the notifications returned in this reply.
Notifications	Descriptive data regarding the results of the submitted transaction.
TransactionDetail	Descriptive data for this customer transaction. The TransactionDetail from the request is echoed back to the caller in the corresponding reply.
Version	Identifies the version/level of a service operation expected by a caller (in each request) and performed by the callee (in each reply).
Close Document Type	Actual document contents for all provided reports.

## Example GroundCloseWithDocumentsRequest

```
<q0:GroundCloseWithDocumentsRequest>
  <q0:WebAuthenticationDetail>
    <q0:UserCredential>
      <q0:Key>XXXXXXXX</q0:Key>
      <q0:Password>XXXXXXXX</q0:Password>
```

```
</q0:UserCredential>
</q0:WebAuthenticationDetail>
<q0:ClientDetail>
  <q0:AccountNumber>XXXXXXXX</q0:AccountNumber>
  <q0:MeterNumber>XXXXXXXX</q0:MeterNumber>
  <q0:Localization>
    <q0:LanguageCode>EN</q0:LanguageCode>
    <q0:LocaleCode>US</q0:LocaleCode>
  </q0:Localization>
</q0:ClientDetail>
<q0:TransactionDetail>
  <q0:CustomerTransactionId>**TEST
SHIPMENT**</q0:CustomerTransactionId>
</q0:TransactionDetail>
<q0:Version>
  <q0:ServiceId>clos</q0:ServiceId>
  <q0:Major>2</q0:Major>
  <q0:Intermediate>1</q0:Intermediate>
  <q0:Minor>0</q0:Minor>
</q0:Version>
<q0:CloseDate>2012-08-16</q0:CloseDate>
<q0:CloseDocumentSpecification>
  <q0:CloseDocumentTypes>MANIFEST</q0:CloseDocumentTypes>
</q0:CloseDocumentSpecification>
</q0:GroundCloseWithDocumentsRequest>
```

## FedEx Ground Report Printing

When you perform a Close, FedEx Web Services generates four ground reports:

- Ground Manifest

*Note: The address in the header is pulled from the first package shipped that day for that meter.*
- C.O.D./E.C.O.D. Report
- Multiweight Detail
- Hazardous Materials Certification Report (U.S. only)



You can also choose to reprint C.O.D./E.C.O.D., FedEx Ground Manifest and HazMat reports using the Close service. FedEx Ground Multiweight reports (if the account is multiweight enabled) are produced at close time and cannot be reprinted.

Additional elements for printing ground reports include the following:

Table 38. Printing Ground Reports Elements

Element	Requirements
GroundCloseReportsReprintRequest	<p>If this element is set to true, you receive ground reporting from the last three closed shipping days. To indicate which report(s) you want to receive, include the CloseReport Type element. and specify a date from the previous three calendar days.</p> <p>If this element is set to false, the Close Service processes and all valid reporting is returned.</p>
CloseReportType	<p>If the CloseRequest/ReportOnly is set to true, you may request the following reports:</p> <ul style="list-style-type: none"> <li>• MANIFEST</li> <li>• COD</li> <li>• HAZMAT</li> <li>• MULTIWEIGHT</li> </ul>
TrackingNumber	<p>If you include the tracking number of a particular FedEx Ground shipment for which you want to print ground reports (manifest, C.O.D., HazMat, or Multiweight Detail), the report(s) requested in the CloseReportType element are returned.</p>

## FedEx SmartPost Close Shipment Service Details

The Close Service can be performed multiple times during your shipping day. Use the Close Service to initiate the final stage of processing all shipment data submitted by the customer for the day (close of business). If you are a

SmartPost Small Shipper, you must process both a Ground Close and a SmartPost Close as both FedEx Ground and FedEx SmartPost handle your shipments. Close FedEx Ground prior to FedEx SmartPost to ensure your package data is transmitted accurately.

If you are a SmartPost Large Shipper, you only need to process the SmartPost Close.

- FedEx SmartPost Close is independent of a FedEx Ground® Close. FedEx Express® shipments are automatically closed and do not require you to perform a specific close operation.
- No reports are returned in the FedEx SmartPost Close Reply.
- For more detailed information about the services offered by FedEx, see the electronic **FedEx Service Guide**.

## FedEx SmartPost Close Ship Day Coding Details

The following elements are required for a Close Service transaction:

Table 39. FedEx SmartPost Close Service Elements

Element	Requirements
WebAuthenticationDetail/UserCredential/Key	The value for the Key was provided by FedEx upon your request. It is an alphanumeric mixed-case string.
WebAuthenticationDetail/UserCredential/Password	The value for the Password was provided by FedEx upon your request. It is an alphanumeric mixed-case string.
ClientDetail/AccountNumber	The FedEx Express nine-digit meter number that has been used in the Ship transactions
ClientDetail/MeterNumber	The FedEx Express nine-digit meter number that has been used in the Ship transactions.
Version/ServiceId	The value is "clos"
Version/Major	The current value is "2".
Version/Intermediate	The current value is "0".

Table 39. FedEx SmartPost Close Service Elements, continued

Element	Requirements
Version/Minor	The current value is "0".
Hubld	Specify the Hubld. Valid values are: <ul style="list-style-type: none"> <li>• 5185 ALPA Allentown</li> <li>• 5303 ATGA Atlanta</li> <li>• 5281 CHNC Charlotte</li> <li>• 5602 CIIL Chicago</li> <li>• 5929 COCA Chino</li> <li>• 5751 DLTX Dallas</li> <li>• 5802 DNCO Denver</li> <li>• 5481 DTMI Detroit</li> <li>• 5087 EDNJ Edison</li> <li>• 5431 GCOH Grove City</li> <li>• 5771 HOTX Houston</li> </ul>
Hubld	<ul style="list-style-type: none"> <li>• 5465 ININ Indianapolis</li> <li>• 5648 KCKS Kansas City</li> <li>• 5902 LACA Los Angeles</li> <li>• 5254 MAWV Martinsburg</li> <li>• 5379 METN Memphis</li> <li>• 5552 MPMN Minneapolis</li> <li>• 5531 NBWI New Berlin</li> <li>• 5110 NENY Newburgh</li> <li>• 5015 NOMA Northborough</li> <li>• 5327 ORFL Orlando</li> <li>• 5194 PHPA Philadelphia</li> <li>• 5854 PHAZ Phoenix</li> <li>• 5150 PTPA Pittsburgh</li> <li>• 5958 SACA Sacramento</li> <li>• 5843 SCUT Salt Lake City</li> <li>• 5983 SEWA Seattle</li> <li>• 5631 STMO St. Louis</li> </ul>

Table 39. FedEx SmartPost Close Service Elements, continued

Element	Requirements
	<i>Note: Include only the numeric Hubld value in your request.</i>
DestinationCountryCode	For FedEx SmartPost the value is always US.
PickupCarrier	The value will be either FDXG or FXSP, depending on which driver picks up your FedEx SmartPost packages.
CustomerManifestId	Optional. Maximum length 8 characters. If no CustomerManifestId values were sent in the individual Ship request, then do not include this element in the request at all.  If CustomerManifestId values were sent in the Ship requests, then send one FedEx SmartPost close for each unique CustomerManifestId. Each Close request will only close the packages with a matching CustomerManifestId value.

## Samples

Sample code, sample transactions and the specific individual WSDL/XML guide(s) can be downloaded following these steps:

1. Go to the FedEx Developer Resource Center (DRC) at <http://fedex.com/developer>.
2. Enter your username and password to login to the DRC.
3. Expand "Technical Resources" on the left pane.
4. Expand "FedEx Web Services for Shipping" and choose "Get Started."
5. In the right-hand column of either the "Standard Services" or the "Advanced Services" tabs, click on the dropdown box for the appropriate service and choose the format required.
6. Go to the right column in the appropriate tab, select the Download code dropdown and choose the code in the format needed.



# Close Shipment

---

*Note: Select the checkmark box next to "Include Documentation (PDF)" box to get the WSDL guide also.*

# 8 Address Validation Service



[Address Validation Request](#)

[Address Validation Service Details](#)

[How FedEx Address Validation Works](#)

[Tips on Getting Accurate Address Matches](#)

[Address Results](#)

[Address Validation Coding Details](#)

[Notification](#)

[Mapping Enterprise Address Service Changes](#)

[Mapping Enterprise Address Service Residential Status](#)

[Mapping Enterprise Address Service DeliveryPointValidation](#)

[Mapping Enterprise Address Service Changes](#)

[Known Service Issue](#)



Use the Address Validation Service to validate or complete recipient addresses.

Validate recipient addresses before you ship packages, provide descriptive error details and corrected options for invalid addresses, and/or determine whether an address is business or residential to increase the accuracy of courtesy rate quotes.

## Address Validation Request

The AddressValidation WSDL AddressValidationRequest allows you to validate recipient address information before you ship a package. Correct addresses on the shipping label will eliminate delivery delays and additional service fees.

*Note: The Address Validation Service is an advanced service and must be enabled by FedEx Customer Support for production use. Contact your FedEx account executive for more information.*

Use the Address Validation request to perform the following:

- Confirm the validity and completeness of U.S., Puerto Rico, and Canadian addresses.
- Complete incomplete recipient addresses.
- Correct invalid recipient addresses.
- Determine whether an address is business or residential to increase the accuracy of courtesy rate quotes. Applies to U.S. addresses only.

*Note: Use the information returned from an AddressValidationRequest as for suggested use only, rather than a reference.*

## Address Validation Service Details

The followings service details apply to Address Validation:

- Provides street level matches.

- Contains a database of company listing to improve your results (not all companies are listed).
- Receives monthly updates to its address database.
- Checks addresses within the United States, Puerto Rico, and Canada.
- Can distinguish between U.S. business and U.S. residential addresses if an exact match is found.
- Does not currently verify suite or apartment numbers.
- Does not match addresses based upon individual/personal names, but may check an address by matching company names that correspond to street addresses.
- CASS certified (Coding Accuracy Support System). A service and rating system for mailers that measures and helps to improve address accuracy.
- FedEx does not normally deliver to P.O. box addresses for U.S. or U.S. inbound shipments. However, FedEx may deliver to post office boxes in some rural locations if the P.O. box is associated with an address. You may also use P.O. box addresses for certain international locations, including shipments to Puerto Rico, but you must include a valid phone, fax or telex number on the label.

For more detailed information about the services offered by FedEx, see the electronic **FedEx Service Guide**.

## How FedEx Address Validation Works

- Checks if the street exists in the city, state or province, or postal code entered.
- Checks if the street number is within a valid range for the street entered.
- Informs you if no possible alternatives can be found based on the street number, street name, city, state or province, or postal code entered.
- Up to 100 addresses can be checked in one Web Service request.



## Tips on Getting Accurate Address Matches

**Use correct spacing:** Make sure spaces are placed correctly and avoid unnecessary spaces.

**Use correct spelling:** Eliminate spelling and typographic errors. Make sure you have the correct usage of the number zero (0) and letter O.

**Avoid special characters:** Refrain from using special characters not required for the address, such as periods after abbreviations (Ave vs. Ave.)

**Provide additional address and street information:** Providing additional address information can increase the accuracy of address results. For example:

- Building or house number such as 1, 1A, One
- Street name such as Main, George Washington, 42nd
- Street Suffix such as Road, Avenue, Rd, Ave

**Enter city, state/province and postal code:** Providing all address information will increase the accuracy of your results. The ZIP+4 portion of the postal code is not necessary to check an address.

**Use correct abbreviations:** The United States Postal Service and postal authorities in other countries define standard abbreviations for state/province, street suffix, and apartment/unit designations. A nonstandard abbreviation may cause poor search results. If you are unsure about an abbreviation, do not use it.

**Company:** Providing a company name may improve your results. Some addresses have specific company names assigned to them. By including the company name in your transaction, Address Validation can search for that company and address.

## Address Results

You should confirm an address for accuracy before using it to ship a package. Occasionally EAS will return multiple addresses. A case in point is when the directional indicator is missing (e.g. North or South). To narrow your results, you can provide more specific address information and check the address again. To confirm the address accuracy, you can provide more specific address data and check the address again.

**Urbanization (Puerto Rico only):** This descriptor, commonly used in urban areas of Puerto Rico, is an important part of the address format as it describes the location of a given street. In Puerto Rico, repeated street names and address number ranges can be found within the same postal code. These streets can have the same house number ranges. In these cases, the urbanization name is needed to correctly identify the location of a particular address.

For example:

Sr Pedro Rivera Urb Hermosillo 123 Calle 1 Bayamon, PR 00961-1212

## Address Validation Coding Details

The following information is the minimum required to check an address:

- Address
- City and State or Province or postal code

## AddressValidationRequest Elements

Table 40. Address Validation Request Elements

Element	Required	Description
AddressValidationRequest/RequestTimestamp	Required	Time of request based on shipper's time zone. Defaults to CDT.



## Address Validation Service



Table 40. Address Validation Request Elements, continued

Element	Required	Description
		The date format must be YYYY-MM-DDTHH:MM:SS-xx:xx. The time must be in the format: HH:MM:SS using a 24-hour clock. The date and time are separated by the letter T (e.g., 2009-06-26T17:00:00). The UTC offset indicates the number of hours/minutes (e.g. xx:xx) from UTC (e.g. 2009-06-26T17:00:00-04:00 is defined as June 26, 2009 5:00 p.m. Eastern Time). See <a href="#">Appendix M: Time Zones</a> for more information.
AddressValidationRequest/AddressToValidate	Required	This element contains basic address information for validation, including: <ul style="list-style-type: none"> <li>• Company</li> <li>• City</li> <li>• StateorProvinceCode</li> <li>• PostalCode</li> <li>• UrbanizationCode</li> <li>• CountryCode</li> <li>• CountryName</li> <li>• Residential</li> </ul> <p><i>Note: Up to 100 addresses can be validated in one request.</i></p>
AddressValidationRequest/AddressValidationOptions	Optional	In addition to address information, you can include the following elements to further identify the type of address validation information or formatting you want in the reply: <p>VerifyAddresses to validate all address elements and return in the reply.</p> <p>CheckResidentialStatus check addresses for residential status only.</p> <p>MaximumNumberOfMatches allows you to configure the number of possible matches returned. Maximum is 10.</p>

Table 40. Address Validation Request Elements, continued

Element	Required	Description
		StreetAccuracy: Values are: EXACT, TIGHT, MEDIUM, and LOOSE. DirectionalAccuracy: Values are EXACT, TIGHT, MEDIUM and LOOSE. CompanyNameAccuracy: Values are EXACT, TIGHT, MEDIUM and LOOSE. For U.S. addresses only, you can control the algorithm to use when determining if an input address matches an address in the postal database. Valid values are: <ul style="list-style-type: none"> <li>• EXACT: input must match the database exactly.</li> <li>• TIGHT: matching of address is allowed for slight variance</li> <li>• MEDIUM: matching of address allows for more variance of address and provides corrections [default]</li> <li>• LOOSE: matching of address is minimal</li> </ul> <p><b>Warning:</b> Selecting EXACT means that every part of the address must match the postal database exactly, and no correction will be made to the address for you.</p> <p>It is recommended to use the MEDIUM setting to get better results.</p> <p>ConvertToUpperCase element controls whether addresses are returned in upper case text.</p> <p>RecognizeAlternateCityNames recognizes alternate city names. For example, if you have an address whose city is Hollywood, if the address can be verified as in Los Angeles, address verification will be performed instead of returning an error.</p> <p>ReturnParsedElements returns the address validation elements in the reply, as verified by the system before validation.</p>



## AddressValidationReply Elements

Any error conditions or address-checking issues are returned in the Address Validation reply. The following table describes Address Validation reply elements:

Table 41. Address Validation Reply Elements

Element	Description
AddressID	Every verified address is assigned an ID to help you match submitted addresses with verified information.
ProposedAddressDetails/Score	The Score element is used to rate the submitted address. If the Score is too low, the service returns the "Address Not Validated" message. The Score is an integer ranging from 0 to 100, with 100 being the highest and zero indicating failure.
ProposedAddressDetails/Changes	Returned values are: <ul style="list-style-type: none"> <li>• APARTMENT_NUMBER_NOT_FOUND</li> <li>• APARTMENT_NUMBER_REQUIRED</li> <li>• NORMALIZED</li> <li>• REMOVED_DATA</li> <li>• BOX_NUMBER_REQUIRED</li> <li>• NO_CHANGES</li> <li>• MODIFIED_TO_ACHIEVE_MATCH</li> <li>• STREET_RANGE_MATCH</li> <li>• BOX_NUMBER_MATCH**</li> <li>• RR_OR_HC_MATCH</li> <li>• CITY_MATCH</li> <li>• POSTAL_CODE_MATCH</li> <li>• RR_OR_HC_BOX_NUMBER_NEEDED</li> <li>• FORMATTED_FOR_COUNTRY</li> <li>• APO_OR_FPO_MATCH</li> <li>• GENERAL_DELIVERY_MATCH</li> <li>• FIELD_TRUNCATED</li> </ul>

Table 41. Address Validation Reply Elements, continued

Element	Description
	<ul style="list-style-type: none"> <li>• UNABLE_TO_APPEND_NON_ADDRESS_DATA</li> <li>• INSUFFICIENT_DATA</li> <li>• HOUSE_OR_BOX_NUMBER_NOT_FOUND</li> <li>• POSTAL_CODE_NOT_FOUND</li> <li>• INVALID_COUNTRY</li> <li>• SERVICE_UNAVAILABLE_FOR_ADDRESS</li> </ul> <p>**If BOX_NUMBER_MATCH is returned in the reply, remember FedEx does not normally deliver to P.O. box addresses for U.S. addresses or for U.S. inbound shipments.</p> <p>See <a href="#">Address Validation Coding Details</a> for more information.</p>
ProposedAddressDetails/ResidentialStatus	Returned values are: <ul style="list-style-type: none"> <li>• UNDETERMINED</li> <li>• BUSINESS</li> <li>• RESIDENTIAL</li> <li>• INSUFFICIENT_DATA</li> <li>• UNAVAILABLE</li> <li>• NOT_APPLICABLE_TO_COUNTRY</li> </ul>
ProposedAddressDetails/DeliveryPointValidation	Returned values are: <ul style="list-style-type: none"> <li>• CONFIRMED</li> <li>• UNCONFIRMED</li> <li>• UNAVAILABLE</li> </ul>
ProposedAddressDetails/CompanyName	The company name as submitted for validation.
ProposedAddressDetails/Address	The address as submitted for validation.
ProposedAddressDetails/ParsedCompanyName	The verified company name.
ProposedAddressDetails/ParsedAddress	The verified address.



Table 41. Address Validation Reply Elements, continued

Element	Description
ProposedAddressDetails/RemovedNon-AddressData	Any information removed from the submitted address before validation.

## Samples

Sample code, sample transactions and the specific individual WSDL/XML guide(s) can be downloaded following these steps:

1. Go to the FedEx Developer Resource Center (DRC) at <http://fedex.com/developer>.
2. Enter your username and password to login to the DRC.
3. Expand "Technical Resources" on the left pane.
4. Expand "FedEx Web Services for Shipping" and choose "Get Started."
5. In the right-hand column of either the "Standard Services" or the "Advanced Services" tabs, click on the dropdown box for the appropriate service and choose the format required.
6. Go to the right column in the appropriate tab, select the Download code dropdown and choose the code in the format needed.

*Note: Select the checkmark box next to "Include Documentation (PDF)" box to get the WSDL guide also.*

## Notification

If the Enterprise Address Service (EAS) returns a nonzero `systemStatus`, then the `AddressValidationReply` will contain a severity notification of `FAILURE` and a code equal to that `systemStatus`.

## Mapping Enterprise Address Service Changes

Table 42. Enterprise Address Service Indicator Changes Elements

EAS addressIndicator (indicator attribute)	Changes Element
100	APARTMENT_NUMBER_NOT_FOUND
101	APARTMENT_NUMBER_REQUIRED
102	NORMALIZED
103	REMOVED_DATA
104	BOX_NUMBER_REQUIRED
200	NO_CHANGES
201	MODIFIED_TO_ACHIEVE_MATCH
202	STREET_RANGE_MATCH
203	BOX_NUMBER_MATCH
204	RR_OR_HC_MATCH
205	CITY_MATCH
206	POSTAL_CODE_MATCH
207	RR_OR_HC_BOX_NUMBER_NEEDED
208	FORMATTED_FOR_COUNTRY
209	APO_OR_FPO_MATCH
210	GENERAL_DELIVERY_MATCH
211	FIELD_TRUNCATED
212	UNABLE_TO_APPEND_NON_ADDRESS_DATA
300	INSUFFICIENT_DATA
301	HOUSE_OR_BOX_NUMBER_NOT_FOUND



Table 42. Enterprise Address Service Indicator Changes Elements, continued

EAS addressIndicator (indicator attribute)	Changes Element
303	POSTAL_CODE_NOT_FOUND
305	INVALID_COUNTRY
400	SERVICE_UNAVAILABLE_FOR_ADDRESS

## Mapping Enterprise Address Service Residential Status

Table 43. Enterprise Address Service Residential Status Elements

EAS businessResidentialIndicator	Residential Status Element
1	UNDETERMINED
2	BUSINESS
3	RESIDENTIAL
4	INSUFFICIENT_DATA
5	UNAVAILABLE
6	NOT_APPLICABLE_TO_COUNTRY

## Mapping Enterprise Address Service DeliveryPointValidation

Table 44. Enterprise Address Service DeliveryPointValidation Elements

EAS dpvIndicator	DeliveryPointValidation Element
1	CONFIRMED
2	UNCONFIRMED

Table 44. Enterprise Address Service DeliveryPointValidation Elements, continued

EAS dpvIndicator	DeliveryPointValidation Element
3	UNAVAILABLE

## Mapping Enterprise Address Service Changes

Table 45. Enterprise Address Service Indicator Changes Elements

EAS addressIndicator (indicator attribute)	Changes Element
100	APARTMENT_NUMBER_NOT_FOUND
101	APARTMENT_NUMBER_REQUIRED
102	NORMALIZED
103	REMOVED_DATA
104	BOX_NUMBER_REQUIRED
200	NO_CHANGES
201	MODIFIED_TO_ACHIEVE_MATCH
202	STREET_RANGE_MATCH
203	BOX_NUMBER_MATCH
204	RR_OR_HC_MATCH
205	CITY_MATCH
206	POSTAL_CODE_MATCH
207	RR_OR_HC_BOX_NUMBER_NEEDED
208	FORMATTED_FOR_COUNTRY
209	APO_OR_FPO_MATCH
210	GENERAL_DELIVERY_MATCH



Table 45. Enterprise Address Service Indicator Changes Elements, continued

EAS addressIndicator (indicator attribute)	Changes Element
211	FIELD_TRUNCATED
212	UNABLE_TO_APPEND_NON_ADDRESS_DATA
300	INSUFFICIENT_DATA
301	HOUSE_OR_BOX_NUMBER_NOT_FOUND
303	POSTAL_CODE_NOT_FOUND
305	INVALID_COUNTRY
400	SERVICE_UNAVAILABLE_FOR_ADDRESS

## Known Service Issue

The Address Validation Web Service schema contains nested nodes that have the maxOccurs attribute set. The Web Services Description Language Tool (WSDL.exe), when used to generate the client information, creates multidimensional arrays in the generated Reference.vb / Reference.cs file. Therefore, the generated Reference file contains incorrect types for the nested nodes.

## To solve this issue:

- Search for string “>()” in Reference.vb or for string “[[]]” in Reference.cs file; you’ll see Class ParsedAddress.

```
'''<remarks/>
<System.CodeDom.Compiler.GeneratedCodeAttribute("System.Xml", "2.0.50727.42"), _
System.SerializableAttribute(), _
System.Diagnostics.DebuggerStepThroughAttribute(), _
System.ComponentModel.DesignerCategoryAttribute("code"), _
System.Xml.Serialization.XmlTypeAttribute([Namespace]:="http://fedex.com/ws/
addressvalidation")>
Partial Public Class ParsedAddress
Private parsedUrbanizationCodeField() As ParsedElement
Private parsedStreetLineField() () As ParsedElement
Private parsedCityField() As ParsedElement
```

- Remove extra “()” for VB.NET and “[[]]” for C# in front of parsedStreetLineField member.

```
/// <remarks/>
[System.CodeDom.Compiler.GeneratedCodeAttribute("System.Xml", "2.0.50727.42")]
[System.SerializableAttribute()]
```



```
[System.Diagnostics.DebuggerStepThroughAttribute()]
[System.ComponentModel.DesignerCategoryAttribute("code")]
[System.Xml.Serialization.XmlTypeAttribute(Namespace="http://fedex.com/ws/
addressvalidation")]
public partial class ParsedAddress {
    private ParsedElement[] parsedUrbanizationCodeField;
    private ParsedElement[][] parsedStreetLineField;
    private ParsedElement[] parsedCityField;
```

- Search for the next “>()” in Reference.vb or “[[]]” in Reference.cs file; you’ll find Property ParsedStreetLine.

```
'''<remarks/>
<System.Xml.Serialization.XmlArrayItemAttribute(
    "Elements",
    GetType(ParsedElement),
    IsNullable:=false)> _
Public Property ParsedStreetLine() As ParsedElement() ()
    Get
        Return Me.parsedStreetLineField
    End Get
    Set
```

- Remove extra “()” for VB.Net and “[[]]” for C# in front of the ParsedElement.

```
/// <remarks/>
[System.Xml.Serialization.XmlArrayItemAttribute(
    "Elements",
    typeof(ParsedElement),
    IsNullable=false)]
public ParsedElement[][] ParsedStreetLine {
    get {
        return this.parsedStreetLineField;
    }
    set
```

*Note: Web reference changes will be lost and need to be made manually.*

- Search for ParsedElement[ ][ ] in ParsedAddress.java; you will find first reference. Remove extra “[[]]” from ParsedElement[[]].



```
public class ParsedAddress implements java.io.Serializable {
    private com.fedex.addressvalidation.stub.ParsedElement[] parsedUrbanizationCode;
    private com.fedex.addressvalidation.stub.ParsedElement[][] parsedStreetLine;
    private com.fedex.addressvalidation.stub.ParsedElement[] parsedCity;
```

- Continue the search for `ParsedElement[] []` in `ParsedAddress.java`; you will find another reference to `ParsedElement[][]`. Remove extra “[]” from `ParsedElement[][]`.

```
public ParsedAddress(
    com.fedex.addressvalidation.stub.ParsedElement[] parsedUrbanizationCode,
    com.fedex.addressvalidation.stub.ParsedElement[][] parsedStreetLine,
    com.fedex.addressvalidation.stub.ParsedElement[] parsedCity,
```

- Continue the search for `ParsedElement[] []` in `ParsedAddress.java`; you will find another reference to `ParsedElement[][]`. Remove extra “[]” from `ParsedElement[][]`.

```
public com.fedex.addressvalidation.stub.ParsedElement[][] getParsedStreetLine() {
    return parsedStreetLine;
```

- Continue the search for `ParsedElement[] []` in `ParsedAddress.java`; you will find another reference to `ParsedElement[][]`. Remove extra “[]” from `ParsedElement[][]`.

```
public void setParsedStreetLine(com.fedex.addressvalidation.stub.ParsedElement[]
    [] parsedStreetLine) {this.parsedStreetLine = parsedStreetLine;}
```

- Comment the code out as mentioned below for the following get/set methods:

```
/*
    public com.fedex.addressvalidation.stub.ParsedElement[] getParsedStreetLine(int i) {
        return this.parsedStreetLine[i];
    }
    public void setParsedStreetLine(
        int i, com.fedex.addressvalidation.stub.ParsedElement[] _value) {
```





# Address Validation Service

---

```
        this.parsedStreetLine[i] = _value;
    }
    */
```

# 9 Open Shipping



[FedEx Services with Open Ship](#)

[Open Ship Process and Workflow](#)

[About Web Services Open Ship Transactions](#)

[Create Open Shipment](#)

[Route and Time-in-Transit Transaction](#)

[Rate Open Ship Shipment Transaction](#)

[Add Piece Transaction](#)

[Modify Piece Transaction](#)

[Delete Piece Transaction](#)

[Delete Shipment Transaction](#)

[Confirm Shipment Transactions](#)

[Open Ship Print Options](#)



Open Shipping is a highly flexible feature that allows you to create and enter information for a shipment as it is received throughout the day, rather than entering all of the shipping information only when the shipment is ready to be processed. The shipment remains “open” for a five day period and accepts package additions, deletions or edits during that time. At the end of five days, the shipment must be confirmed or it will be purged.

Open Ship shipments are often multiple-piece shipments but can also be shipments that contain single packages, referred to as single-piece shipments.

*Note: Open Shipping is limited to 50 packages per shipment.*

You may use the OpenShipService WSDL to create an open shipment and add packages to the shipment over a period of time. This gives you a flexible way to prepare your shipment throughout the day until you are ready to ship.

This chapter describes the procedure for creating, modifying and deleting an Open Ship shipment using Web Services and the OpenShip WSDL.

## FedEx Services with Open Ship

You can use the Open Ship shipping method for the following FedEx services:

- FedEx Express® intra-U.S. and intra-Canada
- FedEx Ground® intra-U.S. and intra-Canada
- FedEx Home Delivery®
- FedEx SmartPost®
- FedEx International Priority®
- FedEx International Priority® Freight
- FedEx International Economy®

## Open Ship Process and Workflow

You can use Open Shipping to create a regular open shipment. An Open Ship shipment typically requires multiple transactions: one to CREATE the open shipment, one or more to ADD or MODIFY the packages in the shipment, and one to CONFIRM the open shipment. The figure below illustrates the basic work flow for processing an Open Ship shipment, unless the CONFIRM action type is used.

Table 46. Open Ship Creation

Workflow Item	Description
1. CREATE Shipment	To CREATE a shipment requires the CreateOpenShipmentRequest with required shipment information and at least one package defined (Action type = CREATE_PACKAGE or RequestedPackageLineItems information) in the request for a tracking number to be returned.  A tracking number for the shipment is assigned but no labels are printed for the Open Ship CREATE shipment transaction.
2 - 4. ADD Piece* *not to exceed 50 pieces per shipment	Packages are processed individually by sending an AddPackagesToOpenShipmentRequest. A unique tracking number is returned for each piece (aka package) processed.
5. CONFIRM Shipment	You must ADD a minimum of 1 (one) piece before you can CONFIRM an Open Ship shipment.  To CONFIRM the shipment, send the ConfirmOpenShipmentRequest, or use the CONFIRM action type.  Package labels and all other reports are returned in the CONFIRM shipment response.

## About Web Services Open Ship Transactions

Open Ship transactions consist of seven steps that perform these functions:



1. CREATE shipment
2. ADD packages
3. DELETE packages or MODIFY information about them (optional)
4. MODIFY information about the shipment (optional)
 

You can MODIFY information either for a package or a shipment, but you must select the correct element depending on what you want to do.
5. CONFIRM shipment
6. VALIDATE shipment
7. RETRIEVE package and/or RETRIEVE shipment

## Rules for Open Ship Transactions

Use the OpenShipService WSDL when you want to add multiple packages to a shipment over a period of time but do not know how many packages you plan to add or when the shipment will be complete. Using Open Ship gives you the flexibility to create the shipment first and add packages as needed. Read the rules for Open Ship transactions carefully.

*Important:* You must complete an Open Ship shipment within five (5) days after the CREATE transaction. After five (5) days, the entire shipment is deleted.

The following rules apply to Open Ship transactions:

- You can use some of the Open Ship operations with each other. For example, you can CREATE a shipment and CONFIRM the shipment with one transaction (assuming all required information to ship a package is received), or even MODIFY data, ADD a package, and CONFIRM.
  - You have 5 days to CONFIRM an Open Ship shipment after a Close (End-of-Day) transaction. After the 5<sup>th</sup> day, the entire shipment is deleted if you do not CONFIRM the shipment. If you do not CONFIRM a shipment on the same day you CREATE it, or if a Future Day ship date is not specified during the CREATE transaction, then you must change the Ship Date to the current day or later.
- To ship a multiple-piece shipment (MPS) to a single consignee, use Open Ship to ADD individual packages to the shipment.
  - An Open Ship shipment must have at least one package at all times prior to CONFIRM. If a package is confirmed and is the only package in the shipment, the entire shipment is confirmed and you cannot add any more packages to the shipment.

## Create Open Shipment

Use the CreateOpenShipment transaction to CREATE Open Ship shipments.

1. Create the shipment by coding a transaction string that includes CreateOpenShipmentRequest.
2. Define the first package during the CreateOpenShipment transaction using CREATE\_PACKAGE or send the RequestedPackageLineItems information in the CreateOpenShipmentRequest. The CREATE\_PACKAGE provides a package tracking number without providing package information. Add detailed package information using the ModifyPackageInOpenShipment transaction prior to shipment CONFIRM.
3. When you create an Open Ship shipment, send all common shipment level information in the original CreateOpenShipment transaction. Next, add information unique to each package with every new AddPackageToOpenShipment transaction. This method eliminates duplication of existing data and increases the processing speed of the transaction. Add the first package during the CreateOpenShipment transaction.
4. After you CREATE a shipment, you can ADD one or more packages in additional transaction strings and continue to modify the shipment until you are ready to CONFIRM and ship.

5. There are validation actions to be taken as part of processing CreateOpenShipment, AddPackageToOpenShipment, Modify Open Shipment and ModifyPackageInOpenShipment transactions, either STRONG\_VALIDATION, WEAK\_VALIDATION, or CONFIRM Shipment.
  - Strong validation – Full shipment edits: any edit that fails will cause the transaction to fail. If the transaction is successful, a tracking number may be returned and the transaction will be saved to the database (committed).
  - Weak validation - Full shipment edits: any edit that fails will return errors but the transaction does not fail. The tracking number is returned and the transaction is saved in the database if the core edits are passed. Fix errors with the ModifyRequests transaction using the Index and returned tracking number.
  - No validation specified – Default behavior is that core shipment edits are applied, which is the basic set of edits, the tracking number is returned if core edits are passed, and the record is saved to the database.

*Note: Use caution when using the Weak or No validation. The shipment and package information must pass strong edits before the open shipment can be confirmed.*

6. Ensure the RequestedShipment object is included with at least one RequestedPackageLineItem defined, as described in this table.

Table 47. CreateOpenShipmentRequest

Element ID	Multiple Occurrence	Description
AsynchronousProcessingOptions	No	Optional. This is used to specify processing options related to synchronous or asynchronous processing.
AsynchronousProcessingOptions/Options	Yes	Describes the type of options available. Valid values are: <ul style="list-style-type: none"> <li>• ALLOW_ASYNCHRONOUS</li> </ul>

Table 47. CreateOpenShipmentRequest, continued

Element ID	Multiple Occurrence	Description
		<ul style="list-style-type: none"> <li>• ASYNCHRONOUS_ONLY</li> <li>• SYNCHRONOUS_ONLY (Default)</li> </ul>
Index	No	Optional. Customer-assigned identifier for this shipment, which must be unique for stand-alone open shipments.
Actions	Yes	Optional. Specifies the optional actions to be performed during the creation of this open shipment. Valid values are: CONFIRM CREATE_PACKAGE STRONG_VALIDATION WEAK_VALIDATION
RequestedShipment	No	Required. The descriptive data for the shipment being tendered to FedEx.
RequestedShipment/ShipTimestamp	No	Optional. Identifies the date and time the package is tendered to FedEx.
RequestedShipment/DropoffType	No	Optional. Identifies the method by which the package is to be tendered to FedEx. This element does not dispatch a courier for package pickup.
RequestedShipment/ServiceType	No	Required. Identifies the FedEx service to use in shipping the package.
RequestedShipment/PackagingType	No	Required. Identifies the packaging used by the requestor for the package.
RequestedShipment/TotalWeight	No	Optional. The total weight of the shipment.
RequestedShipment/TotalInsuredValue	No	Optional. The total amount the shipment is insured for.

Table 47. CreateOpenShipmentRequest, continued

Element ID	Multiple Occurrence	Description
RequestedShipment/TotalDimensions	No	Optional.
RequestedShipment/PreferredCurrency	No	Optional. This attribute indicates the currency the caller requests to have used in all returned monetary values (when a choice is possible).
RequestedShipment/Shipper	No	Required. Descriptive data identifying the party responsible for shipping the package.
RequestedShipment/Recipient	No	Required. Descriptive data identifying the party receiving the package.
RequestedShipment/RecipientLocationNumber	No	Optional. A unique identifier for a recipient location.
RequestedShipment/Origin	No	Optional. Physical starting address for the shipment, if different from shipper's address.
RequestedShipment/SoldTo	No	Indicates the party responsible for purchasing the goods shipped from the shipper to the recipient. The sold to party is not necessarily the recipient or the importer of record. The sold to party is relevant when the purchaser, rather than the recipient determines when certain customs regulations apply.
RequestedShipment/ShippingChargesPayment	No	Required. Descriptive data for the monetary compensation given to FedEx for services rendered to the customer.
RequestedShipment/SpecialServicesRequested	No	Optional. Special services available at the shipment level for some or all service types.
RequestedShipment/ProcessingOptionsRequested	No	Optional. Specifies any custom processing to be applied to this shipment.

Table 47. CreateOpenShipmentRequest, continued

Element ID	Multiple Occurrence	Description
RequestedShipment/ExpressFreightDetail	No	Optional. Data applicable to an FedEx Express Freight shipment.
RequestedShipment/FreightShipmentDetail	No	Optional. Data applicable to shipments using FEDEX_FREIGHT_ECONOMY and FEDEX_FREIGHT_PRIORITY services.
RequestedShipment/DeliveryInstructions	No	Optional. Used with FedEx Ground Home Delivery and FedEx Freight.
RequestedShipment/VariableHandlingChargeDetail	No	Optional. Details about how to calculate variable handling charges at the shipment level.
RequestedShipment/CustomsClearanceDetail	No	Optional. Customs clearance data, used for both international and intra-country shipping.
RequestedShipment/PickupDetail	No	Optional. The pickup characteristics of a shipment (e.g. for use in a tag request).
RequestedShipment/SmartPostDetail	No	Optional. Specifies the characteristics of a shipment pertaining to FedEx SmartPost services.
RequestedShipment/BlockInsightVisibility	No	Optional. If true, only the shipper/payor will have visibility of this shipment.
RequestedShipment/LabelSpecification	No	Required. Descriptive data identifying the party responsible for shipping the package.
RequestedShipment/LabelSpecification/LabelFormatType	Yes	Required. Specifies the type of label to be returned.
RequestedShipment/LabelSpecification/ImageType	No	Optional. Specifies the image format used for a shipping document.
RequestedShipment/LabelSpecification/LabelStockType	No	Optional. For thermal printer labels this indicates the size of the label and the location of the doc tab if present. Valid values are:

Table 47. CreateOpenShipmentRequest, continued

Element ID	Multiple Occurrence	Description
		<ul style="list-style-type: none"> <li>• PAPER_4X6</li> <li>• PAPER_4X8</li> <li>• PAPER_4X9</li> <li>• PAPER_7X4.75</li> <li>• PAPER_8.5X11_BOTTOM_HALF_LABEL</li> <li>• PAPER_8.5X11_TOP_HALF_LABEL</li> <li>• PAPER_LETTER</li> <li>• STOCK_4X6</li> <li>• STOCK_4X6.75_LEADING_DOC_TAB</li> <li>• STOCK_4X6.75_TRAILING_DOC_TAB</li> <li>• STOCK_4X8</li> <li>• STOCK_4X9_LEADING_DOC_TAB</li> <li>• STOCK_4X9_TRAILING_DOC_TAB</li> </ul>
RequestedShipment/ShippingDocumentSpecification	No	Optional. Contains data used to create additional (non-label) shipping documents.
RequestedShipment/RateRequestTypes	Yes	Required. Specifies the kind of rates the customer wishes to have quoted on this shipment. The reply will also be constrained by other data on the shipment and customer.
RequestedShipment/EdtRequestType	No	Optional. Specifies whether the customer wishes to have Estimated Duties and Taxes provided with the rate quotation on this shipment. Only applies with shipments moving under international services.
RequestedShipment/MasterTrackingId	No	Optional. Only used with multiple-transaction shipments to identify the master package in a multi-piece shipment.
RequestedShipment/PackageCount	No	Required. The total number of packages in the entire shipment, even when the

Table 47. CreateOpenShipmentRequest, continued

Element ID	Multiple Occurrence	Description
		shipment spans multiple transactions. For OpenShip, this is an estimated number of packages. The system maintains the actual count as packages are added and removed from the OpenShip transaction.
RequestedShipment/ConfigurationData	No	Optional. Specifies data structures that may be re-used multiple times with a single shipment.
RequestedShipment/RequestedPackageLineItems	Yes	Required. One or more package-attribute descriptions, each of which describes an individual package, a group of identical packages, or (for the total-piece-total-weight case) common characteristics for all packages in the shipment.  <i>Note: Not required for CREATE_PACKAGE Action.</i>  Valid values include: <ul style="list-style-type: none"> <li>• Weight/Units</li> <li>• Weight/Value</li> </ul>

Table 48. CreateOpenShipmentReply

Element	Multiple Occurrence	Description
HighestSeverity	No	Identifies the set of severity values for a Notification.  Valid values are: ERROR FAILURE NOTE



Table 48. CreateOpenShipmentReply, continued

Element	Multiple Occurrence	Description
		SUCCESS WARNING
Notifications	Yes	The descriptive data regarding the result of the submitted transaction.
Notifications/Severity	No	Same as "NotificationSeverityType" above
Notifications/Source	No	Indicates the source of this notification. Combined with the Code it uniquely identifies this notification.
Notifications/Code	No	A code that represents this notification. Combined with the Source it uniquely identifies this notification.
Notifications/Message	No	Human-readable text that explains this notification.
Notifications/LocalizedMessage	No	The translated message. The language and locale specified in the Client detail. Localization is used to determine the representation. Currently only supported in a TrackReply.
Notifications/MessageParameters	Yes	A collection of name/value pairs that provide specific data to help the client determine the nature of an error, or warning, and so on without having to parse the message string.
TransactionDetail	No	Descriptive data for the customer transaction. The Transaction detail from the request is echoed back to the caller in the corresponding reply.
Version	No	Identifies the version/level of a service operation expected by a caller (in each

Table 48. CreateOpenShipmentReply, continued

Element	Multiple Occurrence	Description
		request) and performed by the callee (in each reply).
JobId	No	—
AynchronousProcessingResults	No	Indicates whether the transaction was processed synchronously or asynchronously.
ServiceType	No	List the type of FedEx service associated with the shipment.
CompletedShipmentDetail	No	Provides Completed Shipment Details.
CompletedShipmentDetail/UsDomestic	No	Indicates whether or not this is an intra-U.S. shipment.
CompletedShipmentDetail/CarrierCode	No	Indicates the carrier that will be used to deliver this shipment.
CompletedShipmentDetail/MasterTrackingId	No	The master tracking number and form ID of this multiple piece shipment. This information is to be provided for each subsequent of a multiple piece shipment.
CompletedShipmentDetail/ServiceTypeDescription	No	Description of the FedEx service used for this shipment. Currently not supported.
CompletedShipmentDetail/PackagingDescription	No	Description of the packaging used for this shipment. Currently not supported.
CompletedShipmentDetail/OperationalDetail	No	Specifies shipment level operational information.
CompletedShipmentDetail/AccessDetail	No	Only used with pending shipments.
CompletedShipmentDetail/TagDetail	No	Only used in the reply to tag requests. The following valid values are returned only for FedEx Express services: <ul style="list-style-type: none"> <li>ConfirmationNumber</li> </ul>

Table 48. CreateOpenShipmentReply, continued

Element	Multiple Occurrence	Description
		<ul style="list-style-type: none"> <li>• AccessTime</li> <li>• CutoffTime</li> <li>• Location</li> <li>• DeliveryCommitment</li> </ul>
CompletedShipmentDetail/ SmartPostDetail	No	Valid values are: <ul style="list-style-type: none"> <li>• PickUpCarrier — Identifies the carrier that will pick up the FedEx SmartPost shipment.</li> <li>• Machinable — Indicates whether the shipment is deemed to be machinable, based on dimensions, weight, and packaging.</li> </ul>
CompletedShipmentDetail/ HazardousShipmentDetail	No	Computed shipment level information about hazardous commodities.
CompletedShipmentDetail/ ShipmentRating	No	All shipment-level rating data for this shipment, which may include data for multiple rate.
CompletedShipmentDetail/ CompletedHoldAtLocationDetail	No	Returns the default holding location information when HOLD_AT_LOCATION special service is requested and the client does not specify the hold location address. Valid values are: <ul style="list-style-type: none"> <li>• HoldingLocation — Identifies the branded location name, the hold at location phone number and the address of the location.</li> <li>• HoldingLocationType — Identifies the type of FedEx location.</li> </ul>
CompletedShipmentDetail/ ExportComplianceStatement	No	Returns any defaults or updates applied to RequestedShipment.exportDetail.exportComplianceStatement.

Table 48. CreateOpenShipmentReply, continued

Element	Multiple Occurrence	Description
CompletedShipmentDetail/ CompletedEtdDetail	No	Valid values are: <ul style="list-style-type: none"> <li>• FolderID — The identifier for all clearance documents associated with this shipment.</li> <li>• UploadDocumentReferenceDetails</li> </ul>
CompletedShipmentDetail/ ShipmentDocuments	Yes	All shipment-level shipping documents (other than labels and barcodes).
CompletedShipmentDetail/ AssociatedShipments	Yes	The details of any associated shipments.
AssociatedShipments/Type	No	Describes the type of associated shipment. Valid values: COD_RETURN DELIVERY_ON_INVOICE_ACCEPTANCE_RETURN
AssociatedShipments/Sender	No	The descriptive data for a person or company entity doing business with FedEx.
AssociatedShipments/Recipient	No	The descriptive data for a person or company entity doing business with FedEx.
AssociatedShipments/ServiceType	No	Describes the type of FedEx service.
AssociatedShipments/PackagingType	No	Identifies the packaging used by the requestor for the package. Valid values are: <ul style="list-style-type: none"> <li>• FEDEX_10KG_BOX</li> <li>• FEDEX_25KG_BOX</li> <li>• FEDEX_BOX</li> <li>• FEDEX_ENVELOPE</li> <li>• FEDEX_PAK</li> <li>• FEDEX_TUBE</li> <li>• YOUR_PACKAGING</li> </ul>

Table 48. CreateOpenShipmentReply, continued

Element	Multiple Occurrence	Description
AssociatedShipments/TrackingId	No	Specifies the tracking ID for the payment on the return.
AssociatedShipments/CustomerReferences	Yes	Specifies additional customer reference data about the associated shipment.
AssociatedShipments/ShipmentOperationalDetail	No	Specifies shipment level operational information.
AssociatedShipments/PackageOperationalDetail	No	Specifies package level operational information on the associated shipment. This information is not tied to an individual outbound package.
AssociatedShipments/Label	No	All package-level shipping documents (other than labels and barcodes).
CompletedShipmentDetail/CompletedCodDetail	No	Specifies the results of processing for the COD special service.
CompletedShipmentDetail/CompletedPackageDetails	Yes	Valid values are: <ul style="list-style-type: none"> <li>• SequenceNumber</li> <li>• TrackingIds</li> <li>• GroupNumber — Used with request containing PACKAGE_GROUPS, to identify which group of identical packages was used to produce a reply item.</li> <li>• OversizeClass</li> <li>• PackageRating — All package-level rating data for this package, which may include data for multiple rate types.</li> <li>• OperationalDetail</li> <li>• Label</li> </ul>

Table 48. CreateOpenShipmentReply, continued

Element	Multiple Occurrence	Description
		<ul style="list-style-type: none"> <li>• PackageDocuments — All package-level shipping documents (other than labels and barcodes). For use in loads after January, 2008.</li> <li>• CodReturnDetail — Specifies the information associated with this package that has COD special service in a ground shipment.</li> <li>• SignatureOption — Actual signature option applied, to allow for cases in which the original value conflicted with other service features in the shipment.</li> <li>• HazardousCommodities — Documents the kinds and quantities of all hazardous commodities in the current package, using updated hazardous commodity description data.</li> </ul>
ErrorLabels	Yes	Empty unless error label behavior is PACKAGE_ERROR_LABEL and one or more errors occurred during transaction processing,
Index	No	Either the Customer-assigned identifier from the CreateOpenShipmentRequest or the FedEx generated index.

## Route and Time-in-Transit Transaction

Web Services returns FedEx Express routing or FedEx Ground time-in-transit information in the ConfirmOpenShipmentReply transaction.

## Rate Open Ship Shipment Transaction

Rates are available for an Open Ship shipment with the ConfirmOpenShipment transaction. Use the RateRequestTypes element to request LIST rates, in addition to your account rates, in the reply.

## Add Piece Transaction

Web Services first creates a master Open Ship shipment and then allows you to add pieces (aka packages) to the "open" shipment.

You must add the first package to the shipment in the initial CreateOpenShipRequest when you CREATE the Open Ship shipment, and you can add additional pieces in a separate ADD piece AddPackagesToOpenShipmentRequest. You can send a separate ADD piece transaction for each of your packages as you prepare your shipment throughout the day. You can send in multiple pieces within the ADD transaction provided the total number of packages for the shipment do not exceed the Open Shipping package limit.

You will receive the labels during the ConfirmOpenShipment transaction.

To ADD a piece (aka package) to an Open Ship shipment use the elements described in the table.

Table 49. AddPackagesToOpenShipmentRequest

Element	Multiple Occurrence	Description
UserDetail	No	Optional.
Index	No	Required. Either the Customer-assigned identifier or the FedEx generated identifier of the open shipment where the package(s) are to be added.

Table 49. AddPackagesToOpenShipmentRequest, continued

Element	Multiple Occurrence	Description
Actions	Yes	Optional. Specifies the actions to be performed during the add piece transaction. Valid values are: <ul style="list-style-type: none"> <li>• STRONG_VALIDATION</li> <li>• WEAK_VALIDATION</li> </ul>
RequestedPackageLineItem	Yes	Required. Defines the elements of the package to be added.
RequestedPackageLineItem/SequenceNumber	Yes	Optional. Used only with individual packages as a unique identifier of each requested package. Will be adjusted at the shipment level as pieces are added or deleted.
RequestedPackageLineItem/GroupNumber	Yes	Optional. Used only with package groups as a unique identifier of each group of identical packages.
RequestedPackageLineItem/GroupPackageCount	Yes	Optional. Used only with package groups as a count of packages within a group of identical packages. The package count added to existing package count on the shipment cannot exceed Open Ship package limit.
RequestedPackageLineItem/VariableHandlingChargeDetail	Yes	Optional. Only used for individual packages. Details about how to calculate variable handling charges at the shipment level.
RequestedPackageLineItem/InsuredValue	Yes	Optional. Only used for individual packages and package groups to indicate the insured value of the package.
RequestedPackageLineItem/Weight	Yes	Required. For individual packages and package groups.
RequestedPackageLineItem/Dimensions	Yes	Optional. The dimensions of this package and the unit type used for the measurements. Valid values are:

Table 49. AddPackagesToOpenShipmentRequest, continued

Element	Multiple Occurrence	Description
		<ul style="list-style-type: none"> <li>Length</li> <li>Width</li> <li>Height</li> <li>Units</li> </ul>
RequestedPackageLineItem/PhysicalPackaging	Yes	Optional. Provides additional detail on how the customer has physically packaged this item. Required for packages moving under international and SmartPost services.
RequestedPackageLineItem/ItemDescription	Yes	Optional. Human-readable text describing the package.
RequestedPackageLineItem/CustomerReferences	Yes	Optional. Specifies additional customer reference data about the associated shipment.
RequestedPackageLineItem/SpecialServicesRequested	Yes	Optional. Descriptive data regarding special services requested by the shipper for this package. If the shipper is requesting a special service which requires additional data, such as C.O.D., the special service type must be present in the ShipmentSpecialServicesRequested/SpecialServiceTypes collection, and the supporting detail must be provided in the appropriate sub-object. For example, to request C.O.D., "COD" must be included in the SpecialServiceTypes collection and the CodDetail object must contain the required data.
RequestedPackageLineItem/ContentRecords	Yes	Optional. Only used for individual packages and PACKAGE_GROUPS. Valid values are: <ul style="list-style-type: none"> <li>PartNumber</li> <li>ItemNumber</li> </ul>

Table 49. AddPackagesToOpenShipmentRequest, continued

Element	Multiple Occurrence	Description
		<ul style="list-style-type: none"> <li>ReceivedQuantity</li> <li>Description</li> </ul>

## Returned Add Piece Fields

The AddPackagesToOpenShipmentReply to an Open Ship ADD package transaction includes the tracking number of the newly added package.

Table 50. AddPackagesToOpenShipmentReply

Element	Multiple Occurrence	Description
JobId	No	Optional.
ServiceType	No	Optional. Description of the FedEx service type for the particular shipment.
CompletedShipmentDetail	No	Provides all of the returned information about a shipment/package(s).
ErrorLabels	Yes	Optional. Empty unless error label behavior is PACKAGE_ERROR_LABEL.

## Modify Piece Transaction

To modify information about a package in an Open Ship shipment, including the Master piece, which is the first package added, you must include the fields listed in [Table 51](#) in a ModifyPackageInOpenShipmentRequest.

Table 51. ModifyPackageInOpenShipmentRequest

Element	Multiple Occurrence	Description
UserDetail	No	Optional.

Table 51. ModifyPackageInOpenShipmentRequest, continued

Element	Multiple Occurrence	Description
Index	No	Required. Customer-assigned identifier for this shipment - must be unique for stand-alone open shipments.
Actions	Yes	Optional. Specifies the optional actions to be performed during the modification of packages in Open Shipment. Valid values are: STRONG_VALIDATION
TrackingId	No	Required. The Tracking ID of the package being modified.
TrackingId/TrackingIdType	No	Optional. Describes the type of tracking ID.
TrackingId/FormId	No	Optional. Describes in detail the type of airbill and shipment moving through the FedEx system.
TrackingId/UspsApplicationId	No	Optional. For use with SmartPost tracking IDs only.
TrackingId/TrackingNumber	No	Optional.
RequestedPackageLineItem	No	Optional. This class rationalizes RequestedPackage and RequestedPackageSummary from previous interfaces.
RequestedPackageLineItem/SequenceNumber	No	Optional. Used only with individual packages as a unique identifier of each requested package. Will be adjusted at the shipment level as pieces are added or deleted.

Table 51. ModifyPackageInOpenShipmentRequest, continued

Element	Multiple Occurrence	Description
RequestedPackageLineItem/GroupNumber	No	Optional. Used only with package groups, as a unique identifier of each group of identical packages.
RequestedPackageLineItem/GroupPackageCount	No	Optional. Used only with package groups, as a count of packages within a group of identical packages. The package count added to exiting package count on the shipment cannot exceed Open Ship package limit.
RequestedPackageLineItem/TrackingIds	Yes	Used only for INDIVIDUAL_PACKAGES.
RequestedPackageLineItem/VariableHandlingChargeDetail	No	Optional. Only used for individual packages. Details about how to calculate variable handling charges at the shipment level.
VariableHandlingChargeDetail/FixedValue	No	Optional.
VariableHandlingChargeDetail/PercentValue	No	Optional. Actual percentage (10 means 10%, which is a multiplier of 0.1)
VariableHandlingChargeDetail/RateElementBasis	No	Optional. Select the value from a set of rate data to which the percentage is applied.
VariableHandlingChargeDetail/RateTypeBasis	No	Optional. Select the type of rate from which the element is to be selected.
RequestedPackageLineItem/InsuredValue	No	Optional. Only used for individual packages and package groups.

Table 51. ModifyPackageInOpenShipmentRequest, continued

Element	Multiple Occurrence	Description
RequestedPackageLineItem/Weight	No	Required. Only used for individual packages and package groups.
RequestedPackageLineItem/Dimensions	No	Optional. The dimensions of this package and the unit type used for the measurements. Valid values are: <ul style="list-style-type: none"> <li>• Length</li> <li>• Width</li> <li>• Height</li> <li>• Units</li> </ul>
RequestedPackageLineItem/PhysicalPackaging	No	Optional. Provides additional detail on how the customer has physically packaged this item. Required for packages moving under international and SmartPost services.
RequestedPackageLineItem/ItemDescription	No	Optional. Human-readable text describing the package.
RequestedPackageLineItem/CustomerReferences	Yes	Optional. Specifies additional customer reference data about the associated shipment.
RequestedPackageLineItem/SpecialServicesRequested	No	Optional. Only used for individual packages. Descriptive data regarding special services requested by the shipper for this shipment. If the shipper is requesting a special service which requires additional data, such as

Table 51. ModifyPackageInOpenShipmentRequest, continued

Element	Multiple Occurrence	Description
		C.O.D., the special service type must be present in the ShipmentSpecialServicesRequested/SpecialServiceTypes collection, and the supporting detail must be provided in the appropriate sub-object.  For example, to request C.O.D., "COD" must be included in the SpecialServiceTypes collection and the CodDetail object must contain the required data.
SpecialHandlingDetail	No	Optional. Specifies the condition of a package when it was received at a FedEx location.
RequestedPackageLineItem/ContentRecords	Yes	Optional. Only used for individual packages and package groups. Valid values are: <ul style="list-style-type: none"> <li>• PartNumber</li> <li>• ItemNumber</li> <li>• ReceivedQuantity</li> <li>• Description</li> </ul>

Table 52. ModifyPackageInOpenShipmentReply

Element	Multiple Occurrence	Description
HighestSeverity	No	Identifies the set of severity values for a Notification. Valid values are: <ul style="list-style-type: none"> <li>• ERROR</li> <li>• FAILURE</li> <li>• NOTE</li> <li>• SUCCESS</li> <li>• WARNINGS</li> </ul>



Table 52. ModifyPackageInOpenShipmentReply, continued

Element	Multiple Occurrence	Description
Notifications	Yes	The descriptive data regarding the result of the submitted transaction.
Notifications/Severity	No	Same as HighestSeverity types above.
Notifications/Source	No	Indicates the source of this notification. Combined with the Code it uniquely identifies this notification.
Notifications/Code	No	A code that represents this notification. Combined with the Source it uniquely identifies this notification.
Notifications/Message	No	Human-readable text that explains this notification.
Notifications/LocalizedMessage	No	The translated message. The language and locale specified in the Client detail. Localization is used to determine the representation. Currently only RequestedShipment/ supported in a TrackReply.
Notifications/MessageParameters		A collection of name/value pairs that provide specific data to help the client determine the nature of an error (or warning, and so on) without having to parse the message string.
JobId	No	—
CompletedShipmentDetail	No	Provides Completed Shipment Details.
CompletedShipmentDetail/UsDomestic	No	Indicates whether or not this is an intra-US shipment.
CompletedShipmentDetail/CarrierCode	No	Indicates the carrier that will be used to deliver this shipment.

Table 52. ModifyPackageInOpenShipmentReply, continued

Element	Multiple Occurrence	Description
CompletedShipmentDetail/MasterTrackingId	No	Only used with multiple-transaction shipments to identify the master package in a multi-piece shipment.
CompletedShipmentDetail/ServiceTypeDescription	No	Description of the FedEx service used for this shipment. Currently not supported.
CompletedShipmentDetail/PackagingDescription	No	Description of the packaging used for this shipment. Currently not supported.
CompletedShipmentDetail/OperationalDetail	No	Description of the operational details of the shipment.
CompletedShipmentDetail/AccessDetail	No	Only used with pending shipments.
CompletedShipmentDetail/TagDetail	No	Only used in the reply to tag requests. The following valid values are, as of June 2007, returned only for FedEx Express services: <ul style="list-style-type: none"> <li>• ConfirmationNumber</li> <li>• AccessTime</li> <li>• CutoffTime</li> <li>• Location</li> <li>• DeliveryCommitment</li> </ul>
CompletedShipmentDetail/SmartPostDetail	No	Valid values are: <ul style="list-style-type: none"> <li>• PickupCarrier — Identifies the carrier that will pick up the SmartPost shipment.</li> <li>• Machinable — Indicates whether the shipment is deemed to be machinable, based on dimensions, weight, and packaging.</li> </ul>

Table 52. ModifyPackageInOpenShipmentReply, continued

Element	Multiple Occurrence	Description
CompletedShipmentDetail/ HazardousShipmentDetail	No	Computed shipment level information about hazardous commodities.
CompletedShipmentDetail/ ShipmentRating	No	All shipment-level rating data for this shipment, which may include data for multiple rate.
CompletedShipmentDetail/ CompletedHoldAtLocationDetail	No	Returns the default holding location information when HOLD_AT_LOCATION special service is requested and the client does not specify the hold location address.  Valid values are: <ul style="list-style-type: none"> <li>• HoldingLocation — Identifies the branded location name, the hold at location phone number and the address of the location.</li> <li>• HoldingLocationType — Identifies the type of FedEx location.</li> </ul>
CompletedShipmentDetail/ ExportComplianceStatement	No	Returns any defaults or updates applied to RequestedShipment.exportDetail.export ComplianceStatement.
CompletedShipmentDetail/ CompletedEtdDetail	No	Valid values are: <ul style="list-style-type: none"> <li>• FolderID — The identifier for all clearance documents associated with this shipment.</li> <li>• UploadDocumentReferenceDetails</li> </ul>
CompletedShipmentDetail/ ShipmentDocuments	Yes	All shipment-level shipping documents (other than labels and barcodes).
CompletedShipmentDetail/ AssociatedShipments	Yes	

Table 52. ModifyPackageInOpenShipmentReply, continued

Element	Multiple Occurrence	Description
AssociatedShipmentDetail/Type	No	Describes the type of associated shipment. Valid values are: <ul style="list-style-type: none"> <li>• COD_RETURN</li> <li>• DELIVERY_ON_INVOICE_ACCEPTANCE_RETURN</li> </ul>
CompletedShipmentDetail/ CompletedCodDetail	No	Specifies the results of processing for the COD special service.
CompletedShipmentDetail/ CompletedPackageDetails	Yes	Valid values are: <ul style="list-style-type: none"> <li>• SequenceNumber</li> <li>• TrackingIds</li> <li>• GroupNumber — Used with request containing PACKAGE_GROUPS, to identify which group of identical packages was used to produce a reply item.</li> <li>• OversizeClass</li> <li>• PackageRating — All package-level rating data for this package, which may include data for multiple rate types.</li> <li>• OperationalDetail</li> <li>• Label</li> <li>• PackageDocuments — All package-level shipping documents (other than labels and barcodes). For use in loads after January, 2008.</li> <li>• CodReturnDetail — Specifies the information associated with this package that has COD special service in a ground shipment.</li> <li>• SignatureOption — Actual signature option applied, to allow for cases in</li> </ul>

Table 52. ModifyPackageInOpenShipmentReply, continued

Element	Multiple Occurrence	Description
		which the original value conflicted with other service features in the shipment. <ul style="list-style-type: none"> <li>• HazardousCommodities — Documents the kinds and quantities of all hazardous commodities in the current package, using updated hazardous commodity description data.</li> </ul>
ErrorLabels	Yes	Empty unless error label behavior is PACKAGE_ERROR_LABELS and one or more errors occurred during transaction processing.

## Delete Piece Transaction

To delete one or more packages from an Open Ship shipment:

Delete the piece *before* you CONFIRM using the DeletePackagesFromOpenShipmentRequest.

Table 53. DeletePackagesFromOpenShipmentRequest

Element	Multiple Occurrence	Description
UserDetail	No	Optional.
Index	No	Required. Customer-assigned identifier for this shipment - must be unique for stand-alone open shipments.
TrackingId	Yes	Required. The Tracking ID of the package.
TrackingId/TrackingIdType	No	Optional.
TrackingId/FormId	No	Optional.

Table 53. DeletePackagesFromOpenShipmentRequest, continued

Element	Multiple Occurrence	Description
TrackingId/UspsApplicationId	No	Optional. For use with SmartPost tracking IDs only.
TrackingId/TrackingNumber	No	Optional.

New Master and child tracking numbers are assigned for Express C.O.D. shipments and packages when a piece is deleted prior to a CONFIRM transaction.

If the Master package is deleted, the Master tracking number is reassigned to the next package in sequence in the shipment. All sequence numbers are decreased by the number of deleted packages.

For example, if the original sequence is 1-3, 2-3, 3-3, and the third piece is deleted prior to a CONFIRM, the revised sequence numbers are 1-2, 2-2.

## Delete Shipment Transaction

To delete an entire Open Ship shipment *prior* to a CONFIRM transaction, you must submit a DeleteOpenShipmentRequest.

To delete an Open Ship shipment prior to a CONFIRM, you must specify the Open Ship index assigned to the shipment when it was created. The shipment to be deleted is identified based on the index identifier you supply.

Table 54. DeleteOpenShipmentRequest

Element	Multiple Occurrence	Description
UserDetail	No	Optional.
Index	No	Required. Customer-assigned identifier for this shipment - must be unique for stand-alone open shipments.

## Confirm Shipment Transactions

The CONFIRM transaction validates the shipment and package information for the respective Open Shipment index. The system returns Route, Time-in-Transit, Rate Quote and required shipping document information, including labels for the packages.

Confirm a shipment and print labels, as described in the following sections.

1. CREATE shipment (and ADD Piece #1)
2. ADD Piece #2
3. ADD Piece #3
4. ADD Piece #4
5. ADD Piece #X
6. CONFIRM Shipment

## Confirm Open Ship Shipment

After you add all packages to an Open Ship shipment, you may CONFIRM the shipment by passing in the elements in the ConfirmOpenShipmentRequest.

STRONG\_VALIDATION will be performed on the shipment and all package information for the open shipment referenced in the CONFIRM transaction. Errors need to be fixed using the MODIFY transactions before the CONFIRM transaction will produce the labels.

Table 55. ConfirmOpenShipmentRequest

Element	Multiple Occurrence	Description
AsynchronousProcessingOptions	No	Optional. This is used to specify processing options related to synchronous or asynchronous processing.

Table 55. ConfirmOpenShipmentRequest, continued

Element	Multiple Occurrence	Description
AsynchronousProcessingOptions/Options	Yes	Describes the type of options available. Valid values are: <ul style="list-style-type: none"> <li>• ALLOW_ASYNCHRONOUS</li> <li>• ASYNCHRONOUS_ONLY</li> <li>• SYNCHRONOUS_ONLY</li> </ul>
Index	No	Required. Customer-assigned identifier for this shipment - must be unique for stand-alone open shipments.
LabelSpecification	No	Optional. Description of shipping label to be returned in the reply.
RequestedShipment/LabelSpecification/LabelFormatType	Yes	Required. Specifies the type of label to be returned.
RequestedShipment/LabelSpecification/ImageType	No	Optional. Specifies the image format used for a shipping document.
RequestedShipment/LabelSpecification/LabelStockType	No	Optional. For thermal printer labels this indicates the size of the label and the location of the doc tab if present. Valid values are: <ul style="list-style-type: none"> <li>• PAPER_4X6</li> <li>• PAPER_4X8</li> <li>• PAPER_4X9</li> <li>• PAPER_7X4.75</li> <li>• PAPER_8.5X11_BOTTOM_HALF_LABEL</li> <li>• PAPER_8.5X11_TOP_HALF_LABEL</li> <li>• PAPER_LETTER</li> <li>• STOCK_4X6</li> <li>• STOCK_4X6.75_LEADING_DOC_TAB</li> <li>• STOCK_4X6.75_TRAILING_DOC_TAB</li> <li>• STOCK_4X8</li> </ul>

Table 55. ConfirmOpenShipmentRequest, continued

Element	Multiple Occurrence	Description
		<ul style="list-style-type: none"> <li>• STOCK_4X9_LEADING_DOC_TAB</li> <li>• STOCK_4X9_TRAILING_DOC_TAB</li> </ul>
ShippingDocumentSpecification	No	Optional. Contains data used to create additional (non-label) shipping documents.
ShippingDocumentSpecification/ShippingDocumentTypes	Yes	Optional. Indicates the types of shipping documents requested by the shipper.
ShippingDocumentSpecification/CertificateOfOrigin	No	Optional.
ShippingDocumentSpecification/CommercialInvoiceDetail	No	Optional.
ShippingDocumentSpecification/CustomPackageDocumentDetail	Yes	Optional. Specifies the production of each package-level custom document (the same specification is used for all packages).
ShippingDocumentSpecification/CustomShipmentDocumentDetail	Yes	Optional. Specifies the production of a shipment-level custom document.
ShippingDocumentSpecification/ExportDeclarationDetail	No	Optional.
ShippingDocumentSpecification/GeneralAgencyAgreementDetail	No	Optional.
ShippingDocumentSpecification/NaftaCertificateOfOriginDetail	No	Optional.
ShippingDocumentSpecification/Op900Detail	No	Optional. Specifies the production of the OP-900 document for hazardous materials packages.
ShippingDocumentSpecification/DangerousGoodsShippersDeclarationDetail	No	Optional. Specifies the production of the 1421-C document for dangerous goods shipment.

Table 55. ConfirmOpenShipmentRequest, continued

Element	Multiple Occurrence	Description
ShippingDocumentSpecification/FreightAddressLabelDetail	No	Optional.
ShippingDocumentSpecification/ReturnInstructionsDetail	No	Optional. Specifies the production of the return instructions document.
RateRequestTypes	Yes	Optional. Specifies whether and what kind of rates the customer wishes to have quoted on this shipment. The reply will also be constrained by other data on the shipment and customer.
EdtRequestType	No	Optional. Specifies whether the customer wishes to have Estimated Duties and Taxes provided with the rate quotation on this shipment. Only applies with shipments moving under international services.

Table 56. ConfirmOpenShipmentReply

Element	Multiple Occurrence	Description
HighestSeverity	No	Identifies the highest severity encountered when performing the request. Valid values are: <ul style="list-style-type: none"> <li>• FAILURE</li> <li>• ERROR</li> <li>• WARNING</li> <li>• NOTE</li> <li>• SUCCESS</li> </ul>
Notifications	Yes	Descriptive data regarding the results of the submitted transaction.

Table 56. ConfirmOpenShipmentReply, continued

Element	Multiple Occurrence	Description
TransactionDetail	No	Descriptive data for the customer transaction. The Transaction detail from the request is echoed back to the caller in the corresponding reply.
JobId	No	—
AsynchronousProcessingResults	No	This indicates whether the transaction was processed synchronously or asynchronously.
CompletedShipmentDetail	No	Provides Completed Shipment Details.
ErrorLabels	Yes	Empty unless error label behavior is PACKAGE_ERROR_LABEL 5 and one or more errors occurred during transaction processing.

## Confirming Open Ship and Printing Labels

A label for each piece is returned as a result of the CONFIRM transaction.

Open Ship has one print label option: Print-At-The-End (PATE). All labels print at the end after the shipment is confirmed.

For FedEx Express U.S. C.O.D. shipments, a C.O.D. Return Label is returned with the label of the last package in the shipment.

## Asynchronous Processing

The AsynchronousProcessingOption in the OpenShip WSDL lets you specify the manner the shipment artifacts, which are the shipping labels and all associated documents, such as Commercial Invoice, Certification of Origin, NAFTA Certificate of Origin, Export Declaration and so on, are returned. Specify that the shipment artifacts be returned using only one of the following options:

- ALLOW\_ASYNCHRONOUS - Allows for immediate, synchronous processing when possible and asynchronous processing if the transaction times out. If the time out limit is reached, then any results may be retrieved later. If the transaction processes within the asynchronous limits, then the results will be contained in the standard reply.
- ASYNCHRONOUS\_ONLY - Restricts the transaction to asynchronous processing and any results must be retrieved at a later time.
- SYNCHRONOUS\_ONLY - Restricts the transaction to synchronous processing only. If the time out limit is reached, then an error is returned in the reply.

If shipment artifacts are to be processed asynchronously, then the reply transaction, either CreateOpenShipmentReply, ModifyOpenShipmentReply or ConfirmOpenShipmentReply, will contain the identifier, which is the JobId, by which the deferred shipment artifacts must be identified in the subsequent retrieval request.

Specifically, if the initial transaction that requests asynchronous processing is the CreateOpenShipmentRequest, then the JobId that is returned in the CreateOpenShipmentReply must then be inserted in the corresponding GetCreateOpenShipmentResultsRequest to identify the desired, deferred artifacts. The deferred artifacts are then returned in the GetCreateOpenShipmentResultsReply transaction. This same sequence applies to the ModifyOpenShipmentRequest, ModifyOpenShipmentReply, GetModifyOpenShipmentResultsRequest transactions and the ConfirmOpenShipmentRequest, ConfirmOpenShipmentReply, GetConfirmOpenShipmentResultsRequest transactions.

Table 57. RetrieveJobResultsRequest

Element	Multiple Occurrence	Description
JobId	No	Optional. Specifies the job under which the desired artifacts are stored.

Table 57. RetrieveJobResultsRequest, continued

Element	Multiple Occurrence	Description
Filters	Yes	Optional. Specifies the filters to be used for retrieving artifacts.
Filters/AccessReference	No	Optional.
Filters/Type	No	Optional.
Filters/Referenceld	No	Optional.

Table 58. RetrieveJobResultsReply

Element	Multiple Occurrence	Description
HighestSeverity	No	Ranks the level of notification severity.
Notifications	Yes	The descriptive data regarding the results of the submitted transaction.
Notifications/Severity	No	The severity of this notification. This can indicate success or failure or some other information about the request. Valid values are: <ul style="list-style-type: none"> <li>• SUCCESS - Your transaction succeeded with no other applicable information.</li> <li>• NOTE - Additional information that may be of interest to you about your transaction.</li> <li>• WARNING - Additional information that you need to know about your transaction that or that you may need to take action on.</li> <li>• ERROR - Information about an error that occurred while processing your transaction.</li> </ul>

Table 58. RetrieveJobResultsReply, continued

Element	Multiple Occurrence	Description
		<ul style="list-style-type: none"> <li>• FAILURE - FedEx was unable to process your transaction at this time due to a system failure. Please try again later.</li> </ul>
Notifications/Source	No	Indicates the source of this notification. Combined with the Code it uniquely identifies this notification
Notifications/Code	No	A code that represents this notification. Combined with the Source it uniquely identifies this notification.
Notifications/Message	No	Human-readable text that explains this notification.
Notifications/LocalizedMessage	No	The translated message. The language and locale specified in the ClientDetail. Localization are used to determine the representation. Currently only supported in a TrackReply.
Notifications/MessageParameters	Yes	A collection of name/value pairs that provide specific data to help the client determine the nature of an error (or warning, etc.) without having to parse the message string.
/MessageParameters/Id	No	Identifies the type of data contained in Value (e.g. SERVICE_TYPE, PACKAGE_SEQUENCE, etc.).
/MessageParameters/Value	No	The value of the parameter (e.g. PRIORITY_OVERNIGHT, 2, etc.).
TransactionDetail	No	Contains the CustomerTransactionID that was sent in the request.
TransactionDetail/ CustomerTransactionId	No	Free form text to be echoed back in the reply. Used to match requests and replies.



Table 58. RetrieveJobResultsReply, continued

Element	Multiple Occurrence	Description
TransactionDetail/Localization	No	Governs data payload language/translations (contrasted with ClientDetail.localization, which governs Notification.localizedMessage language selection).
/Locationalization/LanguageCode	No	Two-letter code for language (e.g. EN, FR, etc.).
/Locationalization/LocaleCode	No	Two-letter code for the region (e.g. us, ca, etc.).
Version	No	The version of this reply.
Artifacts	Yes	Shipping labels and all associated documents.
Artifacts/AccessReference	No	
Artifacts/HighestSeverity	No	Ranks the level of notification severity.
Artifacts/Notifications	Yes	The descriptive data regarding the results of the submitted transaction.
/Notifications/Severity	No	The severity of this notification. This can indicate success or failure or some other information about the request. Valid values are: <ul style="list-style-type: none"> <li>• SUCCESS - Your transaction succeeded with no other applicable information.</li> <li>• NOTE - Additional information that may be of interest to you about your transaction.</li> <li>• WARNING - Additional information that you need to know about your transaction that or that you may need to take action on.</li> </ul>

Table 58. RetrieveJobResultsReply, continued

Element	Multiple Occurrence	Description
		<ul style="list-style-type: none"> <li>• ERROR - Information about an error that occurred while processing your transaction.</li> <li>• FAILURE - FedEx was unable to process your transaction at this time due to a system failure. Please try again later.</li> </ul>
/Notifications/Source	No	Indicates the source of this notification. Combined with the Code it uniquely identifies this notification.
/Notifications/Code	No	A code that represents this notification. Combined with the Source it uniquely identifies this notification.
/Notifications/Message	No	Human-readable text that explains this notification.
/Notifications/LocalizedMessage	No.	The translated message. The language and locale specified in the ClientDetail.Localization are used to determine the representation. Currently only supported in a TrackReply.
/Notifications/MessageParameters	Yes	A collection of name/value pairs that provide specific data to help the client determine the nature of an error (or warning, etc.) without having to parse the message string.
Type	No	Identifies the type of artifact.
Format	No	Specifies the format of the artifact.
FormatSpecification	No	Identifies the schema or specific format definition used for the artifact.

Table 58. RetrieveJobResultsReply, continued

Element	Multiple Occurrence	Description
ReferenceId	No	Specifies a reference to the artifact that follows the naming convention defined for file storage.
Parts	Yes	
Parts/SequenceNumber	No	Specifies the sequence of this part of the artifact.
Parts/Contents	No	Specifies the contents of this retrieved artifact part.

## Open Ship Print Options

Open Ship has one print label option:

Print-At-The-End (PATE) — print all labels at the end after the shipment is confirmed.

## Open Ship Print-At-The-End

You can choose to print labels for packages in your Open Ship shipment at the end, when you CONFIRM the shipment.

# 10 Ship Service



[Shipping Services by Region](#)

[Ship Service Coding Basics](#)

[Delete Shipment](#)

[Process Shipment Reply](#)

[Validate Shipment](#)

[Email Labels](#)



Use the ShipService WSDL to process and submit various shipping requests to FedEx, such as FedEx Express® and FedEx Ground® U.S and international shipments as well as Return shipments. Each shipping request will contain descriptive information for each shipment. The ShipService WSDL also offers you a service to validate your shipping requests prior to actually submitting a true shipment to FedEx.

Refer to the following sections for information about the respective shipping services:

- [Chapter 13: FedEx Express U.S. Shipping](#)
- [Chapter 32: FedEx Intra-Country Shipping](#)
- [Chapter 29: FedEx Ground U.S. Shipping](#)
- [Chapter 33: FedEx Express International Shipping](#)
- [Chapter 36: FedEx International Ground Shipping](#)

## Shipping Services by Region

This table outlines available FedEx shipping services by region:

Table 59. Shipping Services by Region

Region	FedEx Express U.S.	FedEx Express International	FedEx Ground U.S	FedEx International Ground	Intra-Country Service*
United States	X	X	X	X	X
Canada		X		X	X
Asian Pacific countries (APAC)		X			
Europe, Middle East and Africa (EMEA)		X			

Table 59. Shipping Services by Region, continued

Region	FedEx Express U.S.	FedEx Express International	FedEx Ground U.S	FedEx International Ground	Intra-Country Service*
Latin American countries (LAC)		X			

*Note: Intra-country indicates shipping service within a specific country or region. Refer to Chapter 32: FedEx Intra-Country Shipping for a list of countries that support intra-country shipping services.*

## Ship Service Coding Basics

This section describes the Web Services elements needed to create, cancel, and validate shipments.

### Create Shipment Using Process Shipment Request

The ProcessShipmentRequest requires the RequestedShipment *complex element*, which is made up of the following elements.

#### RequestedShipment Elements

Table 60. Requested Shipment Elements

Element	Required	Description
ShipTimestamp	Required	Identifies the date and time the package is tendered to FedEx. Both the date and time portions of the string are expected to be used. The date should not be a past date or a date more than 10 days in the future. The time is the local time of the shipment based on the shipper's time zone.

Table 60. Requested Shipment Elements, continued

Element	Required	Description
		The date format must be YYYY-MM-DDTHH:MM:SS-xx:xx. The time must be in the format: HH:MM:SS using a 24-hour clock. The date and time are separated by the letter T, such as 2009-06-26T17:00:00. The UTC offset indicates the number of hours/minutes, such as xx:xx, from UTC; for example, 2009-06-26T17:00:00-04:00 is defined as June 26, 2009 5:00 p.m. Eastern Time.  <i>See <a href="#">Appendix M: Time Zones</a> for more information about time zones.</i>
DropoffType	Optional	Identifies the method by which the package is to be tendered to FedEx. This element does not dispatch a courier for package pickup. See DropoffType for list of valid enumerated values.
ServiceType	Required	Identifies the FedEx service to use in shipping the package. See ServiceType for list of valid enumerated values.
PackagingType	Required	Identifies the packaging used by the requestor for the package. See PackagingType for list of valid enumerated values.
TotalWeight	Optional	Identifies the total weight of the shipment being conveyed to FedEx. This is only applicable to International shipments and should only be used on the first package of a multiple-package shipment.
TotalInsuredValue	Optional	Total declared value amount. FedEx does not provide insurance of any kind.

Table 60. Requested Shipment Elements, continued

Element	Required	Description
PreferredCurrency	Optional	Indicates the currency the caller requests to have used in all returned monetary values (when a choice is possible).
Shipper	Required	Descriptive data identifying the party responsible for shipping the package. Shipper and Origin should have the same address.
Recipient	Required	Descriptive data identifying the party receiving the package.
RecipientLocationNumber	Optional	A unique identifier for a recipient location.
Origin	Optional	Identifies the shipment's physical starting address if different from the shipper.
SoldTo	Optional	Indicates the party responsible for purchasing the goods shipped from the shipper to the recipient. The sold to party is not necessarily the recipient or the importer of record. The sold to party is relevant when the purchaser, rather than the recipient determines when certain customs regulations apply.
ShippingChargesPayment	Required	Descriptive data indicating the method and means of payment to FedEx for providing shipping services.
SpecialServicesRequested	Required	Descriptive data regarding special services requested by the shipper for this shipment. If the shipper is requesting a special service which requires additional data, such as C.O.D., the special service type must be present in the ShipmentSpecialServicesRequested/SpecialServiceTypes collection, and the supporting detail must be provided in the appropriate sub-object. For example, to

Table 60. Requested Shipment Elements, continued

Element	Required	Description
		request C.O.D., "COD" must be included in the SpecialServiceTypes collection and the CodDetail object must contain the required data.
ExpressFreightDetail	Optional	Details specific to a FedEx Freight® shipment.
FreightShipmentDetail	Optional	Data applicable to shipments using FEDEX_FREIGHT PRIORITY and FEDEX_FREIGHT ECONOMY services.
DeliveryInstructions	Optional	Used with FedEx Home Delivery® and FedEx Freight.
VariableHandlingChargeDetail	Optional	Details about how to calculate variable handling charges at the shipment level.
CustomsClearanceDetail	Optional	Information about this package that only applies to an international (export) shipment or return.
PickupDetail	Optional	For use in "process tag" transaction.
SmartPostDetail	Optional	Details specific to FedEx SmartPost shipments.
BlockInsightVisibility	Optional	If true, only the shipper/payor will have visibility of this shipment.
LabelSpecification	Required	Details about the image format and printer type for the returned label.
ShippingDocumentSpecification	Optional	Contains all data required for additional (non-label) shipping documents to be produced with a specific shipment.
RateRequestTypes	Optional	Indicates the type of rates to be returned. Valid values are: <ul style="list-style-type: none"> <li>ACCOUNT — Returns discounted rates in response if applicable</li> </ul>

Table 60. Requested Shipment Elements, continued

Element	Required	Description
		<ul style="list-style-type: none"> <li>LIST — Returns published rates in response</li> <li>PREFERRED — Returns rates in currency specified in the PreferredCurrency element</li> </ul>
EdtRequestType	Optional	Specifies whether the customer wishes to have Estimated Duties and Taxes provided with the rate quotation on this shipment. Only applies with shipments moving under international services.
MasterTrackingId	Optional	Used when requesting child pieces in a multiple-package shipment (MPS). The master tracking information will be returned in reply from the first package requested for a multiple-package shipment. That master tracking information is then inserted into the requests for each additional package requested for that multiple-package shipment.
PackageCount	Required	For an MPS, this is the total number of packages in the shipment.
ConfigurationData	Optional	Specifies data structures that may be re-used multiple times with a single shipment.
RequestedPackageLineItems	Optional	One or more package-attribute descriptions, each of which describes an individual package, a group of identical packages, or (for the total-piece-total-weight case) common characteristics of packages in the shipment.

## Example ProcessShipmentRequest

```

<q0:ProcessShipmentRequest>
  <q0:WebAuthenticationDetail>
    <q0:UserCredential>
      <q0:Key>XXXXXXXXX</q0:Key>
      <q0>Password>XXXXXXXXX</q0>Password>
    </q0:UserCredential>
  </q0:WebAuthenticationDetail>
  <q0:ClientDetail>
    <q0:AccountNumber>XXXXXXXXX</q0:AccountNumber>
    <q0:MeterNumber>XXXXXXXXX</q0:MeterNumber>
  </q0:ClientDetail>
  <q0:TransactionDetail>
    <q0:CustomerTransactionId>** TEST TRANSACTION
**</q0:CustomerTransactionId>
  </q0:TransactionDetail>
  <q0:Version>
    <q0:ServiceId>ship</q0:ServiceId>
    <q0:Major>12</q0:Major>
    <q0:Intermediate>0</q0:Intermediate>
    <q0:Minor>0</q0:Minor>
  </q0:Version>
  <q0:RequestedShipment>
    <q0:CountryCode>US</q0:CountryCode>
  </q0:Address>
</q0:Shipper>
<q0:Recipient>
  <q0:Contact>
    <q0:PersonName>Jean Austin</q0:PersonName>
    <q0:CompanyName>Widgets</q0:CompanyName>
    <q0:PhoneNumber>9015551212</q0:PhoneNumber>
  </q0:Contact>
  <q0:Address>
    <q0:StreetLines>123 Main Street</q0:StreetLines>
    <q0:City>Atlanta</q0:City>
    <q0:StateOrProvinceCode>GA</q0:StateOrProvinceCode>
    <q0:PostalCode>30303</q0:PostalCode>
    <q0:CountryCode>US</q0:CountryCode>
    <q0:Residential>true</q0:Residential>
  </q0:Address>
</q0:Recipient>
<q0:ShippingChargesPayment>
  <q0:PaymentType>SENDER</q0:PaymentType>
  <q0:Payor>
    <q0:ResponsibleParty>
      <q0:AccountNumber>XXXXXXXXX</q0:AccountNumber>
      <q0:Contact/>
    </q0:ResponsibleParty>
  </q0:Payor>
</q0:ShippingChargesPayment>
<q0:LabelSpecification>
  <q0:LabelFormatType>COMMON2D</q0:LabelFormatType>
  <q0:ImageType>EPL2</q0:ImageType>
<q0:LabelStockType>STOCK_4X6.75_LEADING_DOC_TAB</q0:LabelStockType>
<q0:LabelPrintingOrientation>TOP_EDGE_OF_TEXT_FIRST</q0:LabelPrintingOrientation>
</q0:LabelSpecification>
  <q0:RateRequestTypes>ACCOUNT</q0:RateRequestTypes>
  <q0:PackageCount>1</q0:PackageCount>
  <q0:RequestedPackageLineItems>
    <q0:SequenceNumber>1</q0:SequenceNumber>
  </q0:RequestedPackageLineItems>
  <q0:ShipTimestamp>2012-05-07T20:04:33.948Z</q0:ShipTimestamp>
  <q0:DropoffType>REGULAR_PICKUP</q0:DropoffType>
  <q0:ServiceType>STANDARD_OVERNIGHT</q0:ServiceType>
  <q0:PackagingType>YOUR_PACKAGING</q0:PackagingType>
  <q0:Shipper>
    <q0:Contact>
      <q0:PersonName>Mr. Test</q0:PersonName>
      <q0:CompanyName>Widgets Inc.</q0:CompanyName>
      <q0:PhoneNumber>9015551212</q0:PhoneNumber>
    </q0:Contact>
    <q0:Address>
      <q0:StreetLines>3318 Pembridge Street</q0:StreetLines>
      <q0:City>Thousand Oaks</q0:City>
      <q0:StateOrProvinceCode>CA</q0:StateOrProvinceCode>
      <q0:PostalCode>91360</q0:PostalCode>
    </q0:Address>
  </q0:Shipper>
</q0:RequestedShipment>
</q0:ProcessShipmentRequest>

```

```
<q0:Weight>
  <q0:Units>LB</q0:Units>
  <q0:Value>8.0</q0:Value>
</q0:Weight>
</q0:RequestedPackageLineItems>
</q0:RequestedShipment>
</q0:ProcessShipmentRequest>
```

## Cancel Shipment Using Delete Shipment Request

The DeleteShipmentRequest consists of the following elements:

### DeleteShipmentRequest Elements

Table 61. DeleteShipmentRequest Elements

Element	Required	Description
WebAuthenticationDetail	Required	Descriptive data to be used in authentication of the sender's identify (and right to use FedEx Web Services).
ClientDetail	Required	Descriptive data identifying the client submitting the transaction.
TransactionDetail	Optional	Descriptive data for this customer transaction. The TransactionDetail from the request is echoed back to the caller in the corresponding reply.
Version	Required	Identifies the version/level of a service operation expected by a caller (in each request) and performed by the callee (in each reply).
ShipTimestamp	Optional	The timestamp of the shipment request.
TrackingId	Optional	Identifies the FedEx tracking number of the package being cancelled.
TrackingIDType	Required	Valid values are: <ul style="list-style-type: none"> <li>EXPRESS</li> </ul>

Table 61. DeleteShipmentRequest Elements, continued

Element	Required	Description
		<ul style="list-style-type: none"> <li>FEDEX</li> <li>GROUND</li> <li>USPS</li> </ul> <p><i>Note: Canceling a shipment is not supported for Freight. You must call FedEx to cancel or update a previously scheduled Freight pickup.</i></p>
DeletionControl	Required	Determines the type of deletion to be performed in relation to package level versus shipment level.

### Error Messages

For error messages, see the [Appendix O: Error Code Messages](#) section of the *Web Services Developer Guide* in the Support area of the Developer Resource Center at [fedex.com/developer](http://fedex.com/developer).

## Delete Shipment

The Delete Shipment feature allows you to delete packages that have not already been tendered to FedEx.

FedEx services offering this feature are FedEx Express®, FedEx Ground® and FedEx Custom Critical®.

*Note: This feature does not apply to Return Tag Services, FedEx Express and FedEx Ground Return Labels, and Email Return Label options.*

### Delete Shipment Coding Details

The following elements can be used to delete a package or shipment:



Table 62. Delete Shipment Coding Details Elements

Element	Required	Description
TrackingNumber	Required	The tracking number assigned to the package. Delete requirements for multiple-package shipments are as follows: <ul style="list-style-type: none"> <li>For FedEx Express international multiple-package shipments, if you enter the master tracking number, all packages associated with this shipment are deleted. If you attempt to delete one package in a shipment, the label sequence number will be incorrect and you may experience clearance issues in customs if you cannot account for all packages in the shipment.</li> <li>For FedEx International Ground® multiple-package shipments, if you enter any tracking number associated with the master shipment, all packages associated with the shipment are deleted.</li> <li>For FedEx Ground U.S. multiple-package shipments, you may enter a single tracking number to delete one package in the shipment. Since FedEx Ground U.S. multiple-package shipments labels are not associated with sequential numbers (1 of 2, 2 of 2), you do not need to delete the entire shipment.</li> <li>For FedEx Express C.O.D. multiple-package shipments, enter any tracking number in the shipment to delete the entire shipment.</li> <li>For FedEx Ground® C.O.D. multiple-package shipments, you must delete each individual package.</li> </ul>
TransactionDetail	Optional	Descriptive data for this customer transaction. The TransactionDetail from the request is echoed back to the caller in the corresponding reply.
ShipTimestamp	Optional	The timestamp of the shipment request.
DeletionControlType	Optional	Determines the type of deletion to be performed in relation to package level versus shipment level. Valid options are: <ul style="list-style-type: none"> <li>DELETE_ALL_PACKAGES</li> <li>DELETE_ONE_PACKAGE</li> <li>LEGACY</li> </ul>

If you are unable to delete the package or shipment, you will receive an error condition. This error condition indicates that:

- For FedEx Ground shipments, a close has already been performed for that tracking number.
- For FedEx Express shipments, the package has already been tendered to FedEx.
- You have entered an invalid account number or meter number.
- The account number and meter number, while valid, are not associated with one another or with the tracking number.
- You entered an invalid tracking number. This applies to FedEx Ground shipments only. FedEx Express accepts any number with the correct amount of digits.

### Example DeleteShipmentRequest

```

<q0:DeleteShipmentRequest>
  <q0:WebAuthenticationDetail>
    <q0:UserCredential>
      <q0:Key>XXXXXXXXX</q0:Key>
      <q0>Password>XXXXXXXXX</q0>Password>
    </q0:UserCredential>
  </q0:WebAuthenticationDetail>
  <q0:ClientDetail>
    <q0:AccountNumber>XXXXXXXXX</q0:AccountNumber>
    <q0:MeterNumber>XXXXXXXXX</q0:MeterNumber>
  </q0:ClientDetail>
  <q0:Version>
    <q0:ServiceId>ship</q0:ServiceId>
    <q0:Major>12</q0:Major>
    <q0:Intermediate>0</q0:Intermediate>
    <q0:Minor>0</q0:Minor>
  </q0:Version>
  <q0:ShipTimestamp>2012-05-07T20:08:12.349Z</q0:ShipTimestamp>
  <q0:TrackingId>
    <q0:TrackingIdType>FEDEX</q0:TrackingIdType>
  
```



```
<q0:TrackingNumber>YOURTRACKINGNUMBERHERE</q0:TrackingNumber>
  </q0:TrackingId>
  <q0:DeletionControl>DELETE_ALL_PACKAGES</q0:DeletionControl>
</q0:DeleteShipmentRequest>
```

## Samples

Sample code, sample transactions and the specific individual WSDL/XML guide(s) can be downloaded following these steps:

1. Go to the FedEx Developer Resource Center (DRC) at <http://fedex.com/developer>.
2. Enter your username and password to login to the DRC.
3. Expand "Technical Resources" on the left pane.
4. Expand "FedEx Web Services for Shipping" and choose "Get Started."
5. In the right-hand column of either the "Standard Services" or the "Advanced Services" tabs, click on the dropdown box for the appropriate service and choose the format required.
6. Go to the right column in the appropriate tab, select the Download code dropdown and choose the code in the format needed.

*Note: Select the checkmark box next to "Include Documentation (PDF)" box to get the WSDL guide also.*

## Error Messages

For error messages, see the [Appendix O: Error Code Messages](#) section of the *Web Services Developer Guide* in the Support area of the Developer Resource Center at [fedex.com/developer](http://fedex.com/developer).

## Process Shipment Reply

The following may be returned in a Process Shipment Reply.

Table 63. ProcessShipmentReply Elements

Element	Required	Description
HighestSeverity	Yes	This indicates the highest level of all the notifications returned in this reply.
Notifications	Yes	The descriptive data regarding the results of the submitted transaction.
JobId	No	—
CompletedShipmentDetail	No	The reply payload. All of the returned information about this shipment/package.
CompletedShipmentDetail/UsDomestic	No	Indicates whether or not this is an intra-U.S. shipment.
CompletedShipmentDetail/CarrierCode	No	Indicates the carrier that will be used to deliver this shipment.
CompletedShipmentDetail/MasterTrackingId	No	The master tracking number and form id of this multiple piece shipment. This information is to be provided for each subsequent of a multiple piece shipment.
CompletedShipmentDetail/ServiceTypeDescription	No	Description of the FedEx service used for this shipment. Currently not supported.
CompletedShipmentDetail/PackagingDescription	No	Description of the packaging used for this shipment. Currently not supported.
CompletedShipmentDetail/OperationalDetail	No	Specifies shipment level operational information.
CompletedShipmentDetail/AccessDetail	No	Used only with pending shipments.
CompletedShipmentDetail/TagDetail	No	Only used in the reply to tag requests.
CompletedShipmentDetail/HazardousShipmentDetail	No	Computed shipment level information about hazardous commodities.
CompletedShipmentDetail/ShipmentRating	No	All shipment-level rating data for this shipment, which may include data for multiple rate types.

Table 63. ProcessShipmentReply Elements, continued

Element	Required	Description
CompletedShipmentDetail/ CompletedHoldAtLocationDetail	No	Returns the default holding location information when HOLD_AT_LOCATION special service is requested and the client does not specify the hold location address.
CompletedShipmentDetail/ ExportComplianceStatement	No	Returns any defaults or updates applied to RequestedShipment.exportDetail.ExportComplianceStatement.
CompletedShipmentDetail/ CompletedEtdDetail	No	Valid values are: <ul style="list-style-type: none"> <li>FolderId — The identifier for all clearance documents associated with this shipment.</li> <li>UploadDocumentReferenceDetails</li> </ul>
CompletedShipmentDetail/ ShipmentDocuments	No	All shipment-level shipping documents (other than labels and barcodes).
CompletedShipmentDetail/ AssociatedShipments	No	Provides the customer with the Delivery on Invoice Acceptance data.
CompletedShipmentDetail/ CompletedCodDetail	No	Specifies the results of processing for the COD special service.
CompletedShipmentDetail/ CompletedPackageDetails	No	Package level details about this package.
/CompletedPackageDetails/ SequenceNumber	No	The package sequence number of this package in a multiple piece shipment.
/CompletedPackageDetails/ TrackingIds	No	The tracking number and form id for this package.
/CompletedPackageDetails/ GroupNumber	No	Used with request containing PACKAGE_GROUPS, to identify which group of identical packages was used to produce a reply item.
/CompletedPackageDetails/ OversizeClass	No	Oversize class for this package.
/CompletedPackageDetails/ PackageRating	No	All package-level rating data for this package, which may include data for multiple rate types.

Table 63. ProcessShipmentReply Elements, continued

Element	Required	Description
/PackageRating/ ActualRateType	No	This rate type identifies which entry in the following array is considered as presenting the "actual" rates for the package.
/PackageRating/ EffectiveNetDiscount	No	The "list" net change minus "actual" net change.
/PackageRating/ PackageRateDetails	No	Each element of this field provides package-level rate data for a specific rate type.
/PackageRating/ PackageRateDetail/RateType	No	Type used for this specific set of rate data.
/PackageRating/ PackageRateDetail/ RatedWeightMethod	No	Indicates which weight was used.
/PackageRating/ PackageRateDetail/ MinimumChargeType	No	INTERNAL FEDEX USE ONLY.
/PackageRating/ PackageRateDetail/ BillingWeight	No	The weight that was used to calculate the rate.
/PackageRating/ PackageRateDetail/ OversideWeight	No	The oversize weight of this package (if the package is oversize).
/PackageRating/ PackageRateDetail/ BaseCharge	No	The Transportation charge only (prior to any discounts applied) for this package.
/PackageRating/ PackageRateDetail/ TotalFreightDiscounts	No	The sum of all discounts on this package.
/PackageRating/ PackageRateDetail/NetFreight	No	This package's baseCharge - totalFreightDiscounts.

Table 63. ProcessShipmentReply Elements, continued

Element	Required	Description
/PackageRating/ PackageRateDetail/ TotalSurcharges	No	The sum of all surcharges on the package.
/PackageRating/ PackageRateDetail/ NetFedExCharge	No	The package's netFreight + totalSurcharges (not including totalTaxes).
/PackageRating/ PackageRateDetail/TotalTaxes	No	The sum of all taxes on this package.
/PackageRating/ PackageRateDetail/NetCharge	No	The package's netFreight + totalSurcharges + totalTaxes.
/PackageRating/ PackageRateDetail/ TotalRebates	No	The total sum of all rebates applied to this package.
/PackageRating/ PackageRateDetail/ FreightDiscounts	No	All rate discounts that apply to this package.
/PackageRating/ PackageRateDetail/Rebates	No	All rebates that apply to this package.
/PackageRating/ PackageRateDetail/ Surcharges	No	All surcharges that apply to this package (either because of characteristics of the package itself, or because it is carrying per-shipment surcharges for the shipment of which it is a part).
/Surcharges/SurchargeType	No	The type of surcharge applied to the shipment. Valid values are: <ul style="list-style-type: none"> <li>• ADDITIONAL_HANDLING</li> <li>• ANCILLARY_FEE</li> <li>• APPOINTMENT_DELIVERY</li> <li>• BROKER_SELECT_OPTION</li> <li>• CANADIAN_DESTINATION</li> <li>• CLEARANCE_ENTRY_FEE</li> <li>• COD</li> </ul>

Table 63. ProcessShipmentReply Elements, continued

Element	Required	Description
		<ul style="list-style-type: none"> <li>• CUT_FLOWERS</li> <li>• DANGEROUS_GOODS</li> <li>• DELIVERY_AREA</li> <li>• DELIVERY_CONFIRMATION</li> <li>• DELIVERY_ON_INVOICE_ACCEPTANCE</li> <li>• DOCUMENTATION_FEE</li> <li>• DRY_ICE</li> <li>• EMAIL_LABEL</li> <li>• EUROPE_FIRST</li> <li>• EXCESS_VALUE</li> <li>• EXHIBITION</li> <li>• EXPORT</li> <li>• EXTRA_SURFACE_HANDLING_CHARGE</li> <li>• EXTREME_LENGTH</li> <li>• FEDEX_INTRACOUNTRY_FEES</li> <li>• FEDEX_TAG</li> <li>• FICE</li> <li>• FLATBED</li> <li>• FREIGHT_GUARANTEE</li> <li>• FREIGHT_ON_VALUE</li> <li>• FREIGHT_TO_COLLECT</li> <li>• FUEL</li> <li>• HOLD_AT_LOCATION</li> <li>• HOME_DELIVERY_APPOINTMENT</li> <li>• HOME_DELIVERY_DATE_CERTAIN</li> <li>• HOME_DELIVERY_EVENING</li> <li>• INSIDE_DELIVERY</li> <li>• INSIDE_PICKUP</li> <li>• INSURED_VALUE</li> <li>• INTERHAWAII</li> <li>• LIFTGATE_DELIVERY</li> </ul>

Table 63. ProcessShipmentReply Elements, continued

Element	Required	Description
		<ul style="list-style-type: none"> <li>• LIFTGATE_PICKUP</li> <li>• LIMITED_ACCESS_DELIVERY</li> <li>• LIMITED_ACCESS_PICKUP</li> <li>• METRO_DELIVERY</li> <li>• METRO_PICKUP</li> <li>• NON_MACHINABLE</li> <li>• OFFSHORE</li> <li>• ON_CALL_PICKUP</li> <li>• OTHER</li> <li>• OUT_OF_DELIVERY_AREA</li> <li>• OUT_OF_PICKUP_AREA</li> <li>• OVERSIZE</li> <li>• OVER_DIMENSION</li> <li>• PIECE_COUNT_VERIFICATION</li> <li>• PRE_DELIVERY_NOTIFICATION</li> <li>• PRIORITY_ALERT</li> <li>• PROTECTION_FROM_FREEZING</li> <li>• REGIONAL_MALL_DELIVERY</li> <li>• REGIONAL_MALL_PICKUP</li> <li>• REROUTE</li> <li>• RESCHEDULE</li> <li>• RESIDENTIAL_DELIVERY</li> <li>• RESIDENTIAL_PICKUP</li> <li>• RETURN_LABEL</li> <li>• SATURDAY_DELIVERY</li> <li>• SATURDAY_PICKUP</li> <li>• SIGNATURE_OPTION</li> <li>• TARP</li> <li>• THIRD_PARTY_CONSIGNEE</li> <li>• TRANSMART_SERVICE_FEE</li> </ul>

Table 63. ProcessShipmentReply Elements, continued

Element	Required	Description
/Surcharges/Level	No	Identifies whether the surcharge is assessed at the PACKAGE or SHIPMENT level.
/Surcharges/Description	No	The data describing the surcharge.
/Surcharges/Amount	Yes	The amount of the surcharge applied to the shipment.
/PackageRating/ PackageRateDetail/Taxes	No	All taxes applicable (or distributed to) this package.
/PackageRating/ PackageRateDetail/ VariableHandlingCharges	No	The variable handling charges calculated based on the type variable handling charges requested.
/CompletedPackageDetails/ OperationalDetail	No	Specifies package level operational information.
/CompletedPackageDetails/ Label	No	The label image or printer commands to print the label.
/CompletedPackageDetails/ PackageDocuments	No	All package-level shipping documents (other than labels and barcodes). For use in loads after January 2008.
/CompletedPackageDetails/ CodReturnDetail	No	Specifies the information associated with this package that has COD special service in a ground shipment.
/CompletedPackageDetails/ SignatureOption	No	Actual signature option applied, to allow for cases in which the original value conflicted with other service features in the shipment.
/CompletedPackageDetails/ DryIceWeight	No	Descriptive data required for a FedEx shipment containing dry ice. Descriptive data includes Weight and Units in KGs.  This element is required when SpecialServiceType DRY_ICE is present in the SpecialServiceTypes collection at the package level.
/CompletedPackageDetails/ HazardousPackageDetail	No	Documents the kinds and quantities of all hazardous commodities in the current package, using updated hazardous commodity description data.

Table 63. ProcessShipmentReply Elements, continued

Element	Required	Description
ErrorLabels	No	Empty unless error label behavior is PACKAGE_ERROR_LABELS and one or more errors occurred during transaction processing.

## Validate Shipment

Validate Shipment is part of the Shipping service that allows customers to validate the accuracy of a shipment request prior to actually submitting the shipment transaction.

This feature allows businesses that receive shipping orders from end-user customers to validate the shipment information prior to submitting a create shipment transaction to FedEx and printing a label. If for any reason the information needs to be edited or changed, it can be done while the end-user is still available to confirm the changes.

## ValidateShipmentRequestElements

In addition to the basic request elements required for all operations, the following elements are required for when coding a ValidateShipmentRequest:

Table 64. Validate Shipment Request Elements

Element	Required	Description
RequestedShipment	Y	Describe ship information you wish to validate. For information on RequestedShipment elements, see <a href="#">Ship Service Coding Basics</a> .

## ValidateShipmentReply Data

Successful reply data are returned in a ValidateShipmentReply.

## Samples

Sample code, sample transactions and the specific individual WSDL/XML guide(s) can be downloaded following these steps:

1. Go to the FedEx Developer Resource Center (DRC) at <http://fedex.com/developer>.
2. Enter your username and password to login to the DRC.
3. Expand "Technical Resources" on the left pane.
4. Expand "FedEx Web Services for Shipping" and choose "Get Started."
5. In the right-hand column of either the "Standard Services" or the "Advanced Services" tabs, click on the dropdown box for the appropriate service and choose the format required.
6. Go to the right column in the appropriate tab, select the Download code dropdown and choose the code in the format needed.

*Note: Select the checkmark box next to "Include Documentation (PDF)" box to get the WSDL guide also.*

## Email Labels

Create either an email (non-returns) shipping label or an email returns shipping label using the ShipService CreatePendingShipment Request. Cancel either of these requests using the ShipService CancelPendingShipment Request.

The Email Return Label option allows you to email a return label directly to your customer. Your customer can then print the label, apply it to the package, and call for pickup or drop the package off at the nearest FedEx drop-off location. For your customer's convenience, the email also includes links for scheduling a pickup and finding drop-off locations in the area.



## Email Label Service Details

The following service details apply to email labels:

### Delivery Area

Available for FedEx First Overnight<sup>®</sup>, FedEx First Overnight<sup>®</sup> Freight, FedEx Priority Overnight<sup>®</sup>, FedEx Standard Overnight<sup>®</sup>, FedEx 2Day<sup>®</sup>, FedEx 2Day<sup>®</sup> A.M., FedEx Ground<sup>®</sup>, FedEx Home Delivery<sup>®</sup>, FedEx 2Day<sup>®</sup> Freight, and FedEx 3Day<sup>®</sup> Freight throughout the 50 United States.

FedEx Express<sup>®</sup> and FedEx Ground<sup>®</sup> return labels are not available for international destinations.

### Exceptions

FedEx Express Saver<sup>®</sup> and FedEx 1Day<sup>®</sup> Freight services are not available.

[Chapter 20: Dangerous Goods](#) and [Chapter 21: Hazardous Materials \(FedEx Ground U.S.\) on page 219](#) cannot be shipped.

### Additional Information

Additional service options include Saturday Service, [Chapter 24: Dry Ice Shipments on page 229](#), and [Chapter 23: Hold at FedEx Location on page 226](#).

The maximum declared value is \$1,000USD for FedEx First Overnight, FedEx Priority Overnight, FedEx Standard Overnight, and FedEx 2Day.

The maximum declared value is \$50,000USD for FedEx 2Day Freight and FedEx 3Day Freight.

The maximum declared value is \$100USD for FedEx Ground and FedEx Home Delivery.

## Email Label Coding Details

The following coding details apply to email labels:

- The email label is created using elements from the `CreatingPendingShipmentRequest` in the ShipService WSDL for FedEx Ground or FedEx Express shipments. Requirements that apply to ground and express shipments also apply to email labels.
- The email label request is canceled using elements from the `CancelPendingShipmentRequest` in the ShipService WSDL for FedEx Ground or FedEx Express shipments. Requirements that apply to FedEx Ground and FedEx Express shipments also apply to email labels.
- You may request up to 25 email labels to one email address using one request transaction.
- Email label URLs expire according to your expiration time stamp.
- After the customer prints the label, the label does not expire but can be used indefinitely.
- A FedEx Ground Manifest is not required for an email label.
- The only label format supported is laser (or plain paper).
- A surcharge is added to a return email label. No surcharge is applied to a non-return email label.
- The maximum expiration date for an email label must be greater or equal to the day of the label request and no greater than 30 days in future.
- A Returns shipment can be associated to an Outbound shipment using the `ReturnAssociation` element.

### Return (Inbound) Email Label Elements

In addition to the basic FedEx Ground or FedEx Express shipping elements required to request an email label, the following elements must be included in the `CreatePendingShipmentRequest`:

Table 65. Return (Inbound) Email Label Elements

Element	Description
RequestedShipment/ SpecialServicesRequested/ SpecialServiceTypes	Required. Specify the type of special service. Valid values for a return email label are: <ul style="list-style-type: none"> <li>• PENDING_SHIPMENT</li> <li>• RETURN_SHIPMENT</li> </ul>
RequestedShipment/ SpecialServicesRequested/ DeliveryOnInvoiceAcceptanceDetail	Optional. Allows customers to direct the signed return receipt to a different address.
RequestedShipment/ SpecialServicesRequested/ ReturnShipmentDetail	Required. Specify the Return Type. Include the following value: PENDING
RequestedShipment/ SpecialServicesRequested/ ReturnShipmentDetail/Rma/Reason	Optional. Return Materials Authorization Reason. You may enter a reason for the return authorization associated with this Email Label. Prints on the label.
RequestedShipment/ SpecialServicesRequested/ ReturnShipmentDetail/ ReturnEmailDetail/ MerchantPhoneNumber	Required. Include the phone number for the merchant, such as a general customer service phone number.
RequestedShipment/ SpecialServicesRequested/ ReturnShipmentDetail/ ReturnEmailDetail/ AllowedSpecialServices	Optional. Allow specific special services for the end-user. Valid values are: <ul style="list-style-type: none"> <li>• SATURDAY_DELIVERY</li> <li>• SATURDAY_PICKUP</li> </ul>
RequestedShipment/ SpecialServicesRequested/ ReturnShipmentDetail/ ReturnAssociation	Optional. Describes the data for the outbound shipment associated with the return.

Table 65. Return (Inbound) Email Label Elements, continued

Element	Description
RequestedShipment/ SpecialServicesRequested/ PendingShipmentDetail	Required. Specify the Pending Shipment Type. Include the following value: <ul style="list-style-type: none"> <li>• EMAIL</li> </ul>
RequestedShipment/ SpecialServicesRequested/ PendingShipmentDetail/ExpirationDate	Required. Specify the email label expiration date: for example, 2012-12-31.  The maximum expiration date must be greater or equal to the day of the label request and not greater than 30 days in the future.
RequestedShipment/ SpecialServicesRequested/ PendingShipmentDetail/ EmailLabelDetail/ NotificationEmailAddress	Required. Email address of the end-user to be notified of the return label. This element has a 200-character maximum.
RequestedShipment/ SpecialServicesRequested/ PendingShipmentDetail/ EmailLabelDetail/NotificationMessage	Optional. Notification message included in the email to the end-user.
RequestedShipment/ RequestedPackageLineItems/ CustomerReferences/ CustomerReferenceType	Optional. A maximum of 40 characters is accepted in this element. This element allows customer-defined notes to print on the shipping label. For a RMA number, use the following value:  RMA_ASSOCIATION  If specified, the package can also be tracked by this value.

## Non-Return Email Label Elements

In addition to the basic FedEx Express or FedEx Ground shipping elements required to request an email label, the following elements must be included in the CreatePendingShipmentRequest:



Table 66. Non-Return (Outbound) Email Label Elements

Element	Description
RequestedShipment/ SpecialServicesRequested/ SpecialServiceTypes	Required. Specify the type of special service. Include the following value for a non-return email label: PENDING_SHIPMENT
RequestedShipment/ SpecialServicesRequested/ PendingShipmentDetail	Required. Specify the pending shipment type. Include the following value: EMAIL
RequestedShipment/ SpecialServicesRequested/ PendingShipmentDetail/ExpirationDate	Required. Specify the email label expiration date: for example, 2009-01-31.  The maximum expiration date must be greater than or equal to the day of the label request and no greater than 30 days in future.
RequestedShipment/ SpecialServicesRequested/ PendingShipmentDetail/ EmailLabelDetail/ NotificationEmailAddress	Required. Email address of the end-user to be notified of the label.
RequestedShipment/ SpecialServicesRequested/ PendingShipmentDetail/ EmailLabelDetail/NotificationMessage	Optional. Notification message included in the email to the end user (200-character maximum).
RequestedShipment/ SpecialServicesRequested/ PendingShipmentDetail/ ShipmentDryIceDetail	Optional. PackageCount and TotalWeight elements for Dry Ice shipments.
RequestedShipment/ SpecialServicesRequested/ PendingShipmentDetail/ HomeDeliveryPremiumDetail	Optional. Special service elements for FedEx Ground Home Delivery shipments.

## Cancel Email Label Elements

In addition to the basic FedEx Express or FedEx Ground shipping elements required to request an email label, the following element must be included in the CancelPendingShipmentRequest:

Table 67. CancelPendingShipmentRequest Element

Element	Description
TrackingNumber	The tracking number associated with the pending shipment to be canceled.

## Samples

Sample code, sample transactions and the specific individual WSDL/XML guide(s) can be downloaded following these steps:

1. Go to the FedEx Developer Resource Center (DRC) at <http://fedex.com/developer>.
2. Enter your username and password to login to the DRC.
3. Expand "Technical Resources" on the left pane.
4. Expand "FedEx Web Services for Shipping" and choose "Get Started."
5. In the right-hand column of either the "Standard Services" or the "Advanced Services" tabs, click on the dropdown box for the appropriate service and choose the format required.
6. Go to the right column in the appropriate tab, select the Download code dropdown and choose the code in the format needed.

*Note: Select the checkmark box next to "Include Documentation (PDF)" box to get the WSDL guide also.*

# 11 Returns Shipping



[FedEx Return Tags](#)

[FedEx Express / FedEx Ground Printed Return Label](#)

[Alternate Return Address](#)

[Samples](#)



Returns are available for intra-country and international shipping in a variety of areas wherever existing FedEx Express and FedEx Ground services are available. You can associate or "link" an outbound shipment with a return shipment using the tracking numbers.

When processing your international return package with FedEx automation, you'll need to provide a reason for that return for customs clearance purposes, on both the outbound and return shipments, when processing your package. Identify your package as a return and include the return type. Select the correct return reason from the table below.

Table 68. Return Types

OUTBOUND What's the reason for including a return label?	RETURN What's the reason for the return?	When to use
Courtesy Return Label	Rejected Merchandise	Select these two reasons when you're including a return label for your customer in your shipment, but typically don't expect returns.
For Exhibition/Trade Show	Exhibition/Trade Show Returns	Select these two reasons when the goods you're shipping are for a show, exhibition, trade show or event.
Item for Loan	Return of Loaned Item	Select these two reasons when the goods you're shipping are for temporary use by the recipient to be returned to you in an unaltered state.
For Repair/Processing	Repair/Processing Returns	Select these two reasons when the goods you're shipping will be either repaired or otherwise processed before being returned to you. Processing can include things like modification, incorporation, or treatment of some kind.

Table 68. Return Types, continued

OUTBOUND What's the reason for including a return label?	RETURN What's the reason for the return?	When to use
Items for Use in a Trial	Trial Returns	Select these two reasons when the goods you're shipping are for a trial and will be returned to you.
Replacement	Faulty Item Being Sent	Select these two reasons when you're shipping a replacement item in advance of receiving a faulty item back.
Temporary Export — Other	Return — Other	Select these two reasons when none of the other reasons listed apply. When you select these reasons , you'll have the ability to state your exact reason for the return.
Following Repair/ Processing	N/A	Select this reason when the recipient of the goods previously sent you the item for repair; however, they had not previously shipped with FedEx.

Once the return shipment is generated you can track it through available tracking applications, thus increasing visibility timeframe.

You have the capability of creating associated outbound and return shipments:

- on different shipping platforms
- with a destination different from the origin of the associated outbound shipment (which includes the possibility of returning to a different country)
- with an origin different from the destination of the associated outbound shipment



FedEx® Returns solutions provide two methods of processing return labels: FedEx Return Labels and FedEx Return Tags.

- FedEx Return Label solutions let you either generate Print Return or Email Return labels or use pre-printed labels (Billable Stamps and Ground Package Returns Program).
  - FedEx Print Return label — Create and print a return label, then include it either in the original shipment to your customer or in a separate correspondence. Your customer can then apply this label to the package as needed and drop it off at the nearest FedEx drop-off location.
  - FedEx Email Return label — Email your customers a password-protected fedex.com URL that they can access to print a return label directly from their computer. The customer receives an email with a link to the label, then prints the label, applies it to the package, and drops it off at the nearest FedEx drop-off location.
  - Printed return labels do not expire and are valid for transportation use anytime. However, if the label is more than 255 days old, then the customer will not be able to track the shipment, even though the label is still usable.
- FedEx Return Tag solutions (FedEx Express® Tag and FedEx Ground® Call Tag) provide return labels generated by FedEx at the time of package pickup. You arrange for FedEx to create and deliver return shipping labels to your customer and collect the item for return. Your customer simply needs to have the package ready for pickup when the FedEx Express® courier arrives. A shipping label and a customer receipt will be printed on-site. You also schedule the pickup; for FedEx Express, the pickup is on the same day or the next business day, Monday through Friday. FedEx makes one pickup attempt as part of the service. For FedEx Ground, the pickup is the next business day and up to 10 business days in advance. Business days are Monday through Friday for commercial pickups, and Tuesday

through Saturday for residential pickups. FedEx makes three pickup attempts as part of the service.

You can also print return instructions to include with your outbound shipments using the ReturnInstructionsDetail.

This section describes how to create and delete FedEx Express and FedEx Ground return tag requests and how to include a FedEx Express or FedEx Ground return label in your Ship request.

You can also find more information on shipping labels in [Chapter 12: Creating a Label](#).

## FedEx Return Tags

Use the ShipService WSDL to create and delete Return Tag requests for FedEx Express and FedEx Ground shipments.

Before creating a Return Tag for FedEx Express shipments, you can use [ExpressTagAvailability](#) from the ReturnTagService WSDL to check valid pickup times.

FedEx creates and delivers a return shipping label to your customer and collects the item for return. Your customer needs to have the package ready for pickup when the FedEx driver arrives.

## Return Tag Service Details

For FedEx Ground, up to three pickup attempts, and for FedEx Express, one pickup attempt will be made for a Return Tag request before the request is canceled.

The following service details apply to Return Tags.

### Delivery Area

- Available for FedEx deliveries throughout the 50 United States.



- FedEx Express and FedEx Ground return tag labels are not available for international destinations.
- Both commercial and residential locations are allowed.
- Intra-country returns are also available. Refer to [Chapter 32: FedEx Intra-Country Shipping](#) for a list of countries that support intra-country shipping services.

### Exceptions

- [Chapter 21: Hazardous Materials \(FedEx Ground U.S.\)](#), [Chapter 24: Dry Ice Shipments](#) and [Chapter 20: Dangerous Goods](#) cannot be shipped.

### Additional Information

- Additional service options include residential pickup.
- The maximum declared value is \$25,000USD.

For more detailed information about the services offered by FedEx, see the electronic **FedEx Service Guide**.

## Return Tag Coding Details

The following coding details apply to Return Tags:

- You may request one Return Tag pickup in a single transaction.
- You may request up to 99 pieces in a multiple-piece Return Tag transaction.
- No ground manifest is required.
- FedEx® Express Tag shipments can be associated to an outbound shipment via the Return association element.
- FedEx Ground® Call Tag shipments can be associated to an outbound shipment via the RMA element.

## ProcessTagRequest Elements

In addition to the basic shipping elements required to request a Return Tag, the following elements must be included in the ProcessTagRequest:

Table 69. ProcessTagRequest Elements

Element	Description
RequestedShipment/Shipper	Required. Pickup location information, including contact name, company, address, etc.  <i>Note: This element also includes the Residential element. If you are requesting a Return Tag pickup for a residential address, you must include this element for correct surcharge calculation.</i>
RequestedShipment/Recipient	Required. Package delivery destination information, including contract name, company, address, etc.  <i>Note: This element also includes the Residential element. If you are requesting a Return Tag package delivery to a residential address, you must include this element for correct surcharge calculation.</i>
RequestedShipment/ShippingChargesPayment	Optional. Valid elements for payment type are: <ul style="list-style-type: none"> <li>• COLLECT</li> <li>• RECIPIENT</li> <li>• SENDER</li> <li>• THIRD_PARTY</li> </ul> Payor. AccountNumber and CountryCode of the payor are required in this element.
RequestedShipment/SpecialServicesRequested/SpecialServicesTypes	Required. Special Services Type: RETURN_SHIPMENT
RequestedShipment/SpecialServicesRequested/ReturnShipmentDetail/ReturnType	Required. Return Type: FEDEX_TAG



Table 69. ProcessTagRequest Elements, continued

Element	Description
RequestedShipment/ ShipmentSpecialServicesRequested/ ReturnShipmentDetail/Rma/Reason	Optional. Customer-provided reason for the return.
RequestedShipment/ SpecialServicesRequested/ ReturnShipmentDetail/ ReturnAssociation/TrackingNumber	Optional. This is the tracking number for the outbound shipment associated with this return. FedEx® ExpressTag shipments are associated by the ReturnAssociation element only.
RequestedShipment/ SpecialServicesRequested/ ReturnShipmentDetail/ ReturnAssociation/Shipdate	Optional. This is the ship date for the outbound shipment associated with the return. <i>Note: Does not apply to FedEx Ground® Call Tags.</i>
RequestedShipment/PickupDetail/ ReadyDateTime	Required. The earliest time the package will be ready for pickup. The time entry must be between 08:00:00 and 18:00:00. The date and time information must be in the format YYYY-MM-DDHH:MM:SS.
RequestedShipment/PickupDetail/ LatestPickupDateTime	Required. The latest time the package can be picked up by the carrier. This can also represent the business close time. Required for commercial/business pickup locations. The date and time information must be in the format YYYY-MM-DDHH:MM:SS.  The date component must be in the format YYYY-MM-DD, such as 2006-06-26. The time component must be in the format HH:MM:SS using a 24-hour clock, such as 11:00 a.m. is 11:00:00, 5:00 p.m. is 17:00:00.  The date and time are separated by the letter T, such as 2006-06-26T17:00:00).  There is also a UTC offset component indicating the number of hours and minutes from UTC, such as 2006-06-26T17:00:00-0400 is June 26, 2006 5:00 p.m. Eastern Time. The time entry must be between 08:00:00 and 18:00:00.
RequestedShipment/PickupDetail/ CourierInstructions	Optional. Additional instructions to the FedEx courier, such as package location or directions, may be added to your request.

Table 69. ProcessTagRequest Elements, continued

Element	Description
RequestedShipment/ ShippingDocumentSpecification/ ReturnInstructionsDetail	Optional. Specifies the production of the return instructions document.
ShippingDocumentSpecification/ ReturnInstructionsDetail/Format	Optional. Specifies characteristics of a shipping document to be produced.
ReturnInstructionsDetail/CustomText	Optional. Specifies additional customer provided text to be inserted into the return document.
RequestedShipment/PackageCount	Required. This element is required if you want to process a multiple-package shipment. FedEx allows up to 99 pieces in a single transaction.
RequestedShipment/ RequestedPackageLineItems	Optional. An array of individual package attributes.  Single piece tag requests will have one RequestedPackageLineItem.  Multiple piece tag requests will have multiple RequestedPackageLineItems.  RequestedPackageLineItems cannot exceed 99.
RequestedShipment/ RequestedPackageLineItems/ InsuredValue	Optional. This is the declared value for an individual package. Use this element if you want to declare a higher value. <i>Note: InsuredValue refers to declared value of the package. FedEx does not provide insurance of any kind.</i>  InsuredValue element includes currency and amount.
RequestedShipment/ RequestedShipment/ RequestedPackageLineItems/ InsuredValue/Amount	Required. FedEx liability for each package is limited to \$100USD unless a higher value is declared and paid for. Use this element if you want to declare a higher value. FedEx does not provide insurance of any kind. <i>Note: "InsuredValue" refers to declared value of the package. FedEx does not provide insurance of any kind.</i>
RequestedShipment/ RequestedPackageLineItems/Weight	Optional. Weight element includes units and value.



Table 69. ProcessTagRequest Elements, continued

Element	Description
RequestedShipment/ RequestedPackagesLineItems/ Weight/Value	Required. If you include the PackageCount element in your request, the Weight/Value element must equal the total weight of the packages to be picked up.
RequestedShipment/ RequestedPackageLineItems/ ItemDescription	Optional. The text describing the package.
RequestedShipment/ RequestedPackagesLineItems/ CustomerReferences/ CustomerReferenceType	Optional. A maximum of 40 characters is accepted in this element. This element allows customer-defined notes to print on the shipping label.  Use RMA_ASSOCIATION to associate outbound and return shipments by the RMA Number.
RequestedShipment/ RequestedPackagesLineItems/ CustomerReferences/Value	Optional. A maximum of 40 characters is accepted in this element. This element allows customer-defined notes to print on the shipping label.  <i>Note: A maximum of 20 characters is accepted for the RMA_ASSOCIATION CustomerReferenceType.</i>
RequestedShipment/ RequestedPackageLineItems/ CustomerReferences/ CustomerReferenceType	Optional. Specifies where to print the customer reference value.  Valid values: <ul style="list-style-type: none"> <li>• BILL_OF_LADING</li> <li>• CUSTOMER_REFERENCE</li> <li>• DEPARTMENT_NUMBER</li> <li>• ELECTRONIC_PRODUCT_CODE</li> <li>• INTRACOUNTRY_REGULATORY_REFERENCE</li> <li>• INVOICE_NUMBER</li> <li>• P_O_NUMBER</li> <li>• RMA_ASSOCIATION</li> <li>• SHIPMENT_INTEGRITY</li> <li>• STORE_NUMBER</li> </ul>

## DeleteTagRequest

If the package has not yet been picked up by the carrier, then the ReturnTag request can be deleted using the DeleteTagRequest process method of the Ship WSDL. In addition to the standard AuthenticationDetail and ClientDetail elements required for all services, the following elements are required for a DeleteTagRequest:

Table 70. DeleteTagRequest Elements

Element	Description
DeleteTagRequest/ DispatchLocationId	Optional. Required to cancel FedEx Express Tags. Only used for tags which had FedEx Express services.
DeleteTagRequest/DispatchDate	Required. Specify the date that the dispatch was requested. Format: YYYY-MM-DD.
DeleteTagRequest/Payment	Required. If the original ProcessTagRequest specified third-party payment, then the delete request must contain the same pay type and payor account number for security purposes.
DeleteTagRequest/ ConfirmationNumber	Required. This number is returned in the DeleteTagReply. To identify the Tag request you want to delete, this number must be included.

## ExpressTagAvailability

Before creating a Process Tag request, you can use the ExpressTagAvailabilityRequest from the ReturnTagService WSDL to check valid access/pickup times and ready times for Express services only. In addition to the standard AuthenticationDetail and Client detail elements required for all services, the following element is required:

Table 71. ExpressTagAvailabilityRequest Element

Element	Description
ExpressTagAvailabilityRequest	The following elements are required: <ul style="list-style-type: none"> <li>• OriginAddress</li> </ul>





Table 71. ExpressTagAvailabilityRequest Element, continued

Element	Description
	<ul style="list-style-type: none"> <li>• ReadyDateTime. This element must contain the date and time the package will be ready for pickup.</li> <li>• Packaging</li> <li>• Service</li> </ul>

In addition to transaction details and error conditions, the ExpressTagAvailabilityReply returns the following information:

Table 72. ExpressTagAvailabilityReply Elements

Element	Description
AccessTime	<p>This is the minimum time window that must be allocated for the FedEx courier to make the pickup. The difference between the Business Close Time (or the local “cutoff time” if it is earlier than the Business Close Time) and the Package Ready Time must be equal to, or exceed, the access time.</p> <p><i>Note: Access time requirements vary by postal code.</i></p>
ReadyTime	<p>The latest time a FedEx courier can pick up the FedEx ExpressTag® package.</p> <p><i>Note: Ready times vary by postal code.</i></p>
Availability	<p>Indicates the FedEx ExpressTag service availability at the shipper postal code indicated in the Request. Valid responses are:</p> <ul style="list-style-type: none"> <li>• NEXT_DAY_AVAILABLE</li> <li>• SAME_DAY_AND_NEXT_DAY_AVAILABLE</li> </ul>

## FedEx Express / FedEx Ground Printed Return Label

There are two methods for obtaining printed return labels.

1. Print your own return label after shipment receipt

2. Have a return label e-mailed to you

The recipient can then apply this label to the return package as needed and drop the package off at a FedEx drop-off location. No charges are assessed until the package is delivered. In addition, a Returns Material Authorization (RMA) reference number can be included in your ship transaction. The RMA number prints on the label and your FedEx invoice and can be used to track the return package. FedEx Express and FedEx Ground return labels are interchangeable, regardless of the original shipping service. For example, you can send the original shipment using a FedEx Express service, but include a FedEx Ground return label as part of your packing documents.

## FedEx Express / FedEx Ground Return Label Service Details

The following service details apply to FedEx Express and FedEx Ground return labels:

- In the U.S., printed return labels are available for FedEx First Overnight®, FedEx Priority Overnight®, FedEx Standard Overnight®, FedEx 2Day®, FedEx 2Day® A.M., FedEx Ground®, FedEx Home Delivery®, FedEx 2Day® Freight, and FedEx 3Day® Freight throughout the 50 United States.
- FedEx Express Saver® and FedEx 1Day® Freight services are not available.
- For international destinations, printed return labels are available for FedEx International First®, FedEx International Priority®, FedEx International Economy®, FedEx International Priority® Freight, FedEx International Economy® Freight and FedEx International Ground®.
- Additional service options include Saturday Service, Dry Ice Shipments, and Hold at FedEx Location.  
Dangerous Goods and Hazardous Materials cannot be shipped.
- The maximum declared value is





- \$1,000USD for FedEx First Overnight, FedEx Priority Overnight, FedEx Standard Overnight, and FedEx 2Day.
- \$50,000USD for FedEx 2Day Freight and FedEx 3Day Freight.
- \$100USD for FedEx Ground and FedEx Home Delivery.

For more detailed information about the services offered by FedEx, see the electronic **FedEx Service Guide**.

## FedEx Express / FedEx Ground Return Label Coding Details

The following coding details apply to FedEx Express and FedEx Ground return labels:

- The system automatically generates customized instructions for the return shipper, which can be included with the shipment labels and/or generated separately.
- You can identify the specific reason for the return of the shipment using the CustomsOptionDetail/CustomsOptionsType element.
- Customs clearance documents must be generated by country to ensure shipments are captured and processed correctly.
- Printed return labels do not expire and are valid for transportation use anytime. However, if the label is more than 255 days old, then the customer will not be able to track the shipment, even though the label is still usable.
- Returns shipments are billed upon the delivery scan.
- Returns packages are available in FedEx InSight® after the possession scan is received by FedEx systems.
- Returns shipments can be deleted using DeleteShipment until a Close is performed, either by using the Close Service for FedEx Ground or the end-of-day Close performed at FedEx for FedEx Express shipments. After the shipping day is closed, returns shipments cannot be canceled.

- All label formats supported by FedEx Web Services (laser and thermal) are available for Returns shipping labels.
- You can associate Express outbound and return shipments together using the SpecialServicesRequested/ReturnShipmentDetail/ReturnAssociation/TrackingNumber element. This allows you to track both shipments at the same time using the Returns Merchant Authorization number (RMA) or tracking number. For Ground you can only associate outbound and return shipments together by using the CustomerReferenceType of RMA\_ASSOCIATION.
- You can also specify a return and outbound shipping email label. For more information, see [Email Labels on page 142](#).
- You can override the shipper address information for a returns shipment by using the Alternate Return Address feature. See [Alternate Return Address on page 154](#) for more information.
- You can direct the signed return receipt to a different address.
- Rate quotes are included in the reply for a returns shipment.
- Return shipments must be processed as a single piece shipment. Multiple piece shipments are not supported.

### Print Return Label Elements

Ensure you are including the return documentation and labels inside the package for your customer. Only the outbound documentation and labels go inside the pouch on the outside of the box.

Include the following elements in your ProcessShipmentRequest to receive a return label in your Ship reply:

Table 73. Print Return Label Elements

Element	Required	Description
RequestedShipment/ ShipmentSpecialServicesRequested/ SpecialServiceTypes	Optional	The types of all special services requested for the enclosing shipment (or other shipment-level transaction). Valid values include: RETURN_SHIPMENT
RequestedShipment/ ShipmentSpecialServicesRequested/ DeliveryOnInvoiceAcceptanceDetail	Optional	Allows customers to direct the signed return receipt to a different address.
RequestedShipment/ ShipmentSpecialServicesRequested/ ReturnShipmentDetail/ReturnType	Required	The type of return shipment being requested. The valid value is PRINT_RETURN_LABEL. With this option you can print a return label to insert into the box of an outbound shipment. This option cannot be used to print an outbound label.
RequestedShipment/ ShipmentSpecialServicesRequested/ ReturnShipmentDetail/Rma	Optional	Return Merchant Authorization (RMA)  If included, this element has one optional field: <ul style="list-style-type: none"> <li>Reason: If the RMA element is included in the Ship request, the return Reason description may be entered. This element allows you to enter up to 60 alpha-numeric characters.</li> </ul>
RequestedShipment/ ShipmentSpecialServicesRequested/ ReturnShipmentDetail/ReturnEmailDetail	Optional	Describes specific information about the email label shipment. You can also specify a return and outbound email label. For more information, see <a href="#">Email Labels</a> .

Table 73. Print Return Label Elements, continued

Element	Required	Description
RequestedShipment/ ShipmentSpecialServicesRequested/ ReturnShipmentDetail/ReturnAssociation	Optional	Specifies the data for the outbound shipment associated with the return.
RequestedShipment/ ShippingDocumentSpecification/ ReturnInstructionsDetail	Optional	Specifies the production of the return instructions document.
RequestedShipment/ ShippingDocumentSpecification/ ReturnInstructionsDetail/Format	Optional	Specifies the format of the Return Instructions shipping document.
RequestedShipment/ ShippingDocumentSpecification/ ReturnInstructionsDetail/CustomText	Optional	Specifies the additional customer provided text to be inserted into the return document.

## Alternate Return Address

FedEx Web Services offer an alternate return address option that allows you to override your shipper address and print a different address on the shipping label. For example, if you send a package that is undeliverable, you may use this option to display your returns processing facility address so that FedEx will return the package to that address instead of your shipping facility address.

## Alternate Return Address Coding Details

The elements required to override your shipper address are provided in the ShipService WSDL. This table contains alternate return address request elements:



Table 74. Alternate Return Request Elements

Element	Required	Description
LabelSpecification/ PrintedLabelOrigin/ Contact	Optional	If present, this contact information will replace the return address information on the label. The descriptive data for a point-of-contact person.
LabelSpecification/ PrintedLabelOrigin/ Address	Optional	If present, this address information will replace the return address information on the label. The descriptive data for a physical location.

## Samples

Sample code, sample transactions and the specific individual WSDL/XML guide(s) can be downloaded following these steps:

1. Go to the FedEx Developer Resource Center (DRC) at <http://fedex.com/developer>.
2. Enter your username and password to login to the DRC.
3. Expand "Technical Resources" on the left pane.
4. Expand "FedEx Web Services for Shipping" and choose "Get Started."
5. In the right-hand column of either the "Standard Services" or the "Advanced Services" tabs, click on the dropdown box for the appropriate service and choose the format required.
6. Go to the right column in the appropriate tab, select the Download code dropdown and choose the code in the format needed.

*Note: Select the checkmark box next to "Include Documentation (PDF)" box to get the WSDL guide also.*

# 12 Creating a Label



[Thermal Labels](#)

[Doc-Tab Configuration](#)

[Laser Labels](#)

[Custom Labels](#)

[PNG Label](#)

[Label Review Checklist](#)



FedEx Web Services supports a variety of label options, including thermal, plain paper, and customizable labels. With FedEx Web Services, you can use the Ship Service to produce a wide variety of labels. In this section, you will find instructions for generating the labels you need to support your shipping application.

FedEx offers 2 label formats to support shipping services:

1. [Thermal Labels](#)
2. [Laser Labels](#)

## Thermal Labels

FedEx Web Services allows you to print shipping labels for all shipping types, such as FedEx Express<sup>®</sup>, FedEx Ground<sup>®</sup>, and FedEx International Ground<sup>®</sup> using a variety of thermal label printers. The following thermal label sizes are supported by FedEx Web Services:

- 4" x 6" — without a configurable document tab (Doc-Tab)
- 4" x 6.75" — includes a Doc-Tab
- 4" x 8" — provides space to include a graphic or text file of your choice
- 4" x 9" — provides space for graphics or text as well as a Doc-Tab

If you print shipping labels using a thermal printer, you may choose label stock that includes a Doc-Tab, a removable sticky tab with additional shipping information. You can configure this shipping information from your shipping data or choose to print configurable data that is specific to your shipping needs.

## Thermal Label Elements

Thermal shipping labels contain three basic elements:

1. Human-readable content: this part of the label contains the shipping information from the FedEx Web Services Ship Service.

2. Two dimensional (2D) barcode: the dimensional alphanumeric barcode stores data for both FedEx Express and FedEx Ground shipments using the American National Standards Institute (ANSI) MH10.8.3 standard. The 2D barcode is created using the Portable Document Format (PDF) 417 symbology.
3. FedEx specific barcode:
  - ASTRA (Advanced Sorting Tracking Routing Assistance) for FedEx Express shipments until the FDX 1D barcode has been fully phased in; barcode "96" for FedEx Ground and FedEx Home Delivery<sup>®</sup> shipments. FedEx Ground also allows for the use of the SSCC-18 "00" barcode.
  - FedEx 1D (FDX1D) barcode for FedEx Express shipments is created using ANSI/AIM BC4-1995 (Uniform Symbology Specification Code-128)

All labels required for a shipment are generated and returned in a single buffer. For example, if a label request is made on a C.O.D. shipment, the label server returns the shipping label and a copy of the C.O.D. Return label. The label server always returns the appropriate quantity of labels for each type of shipment, so the client does not need to make multiple label calls to FedEx.

The following FedEx Web Services elements are required to generate a thermal label:

Table 75. Thermal Label Elements

Web Services Element	Description/Valid Values
LabelSpecification/LabelFormatType	Required to receive the correct label image in the Ship Reply service: Valid values are: <ul style="list-style-type: none"> <li>• COMMON2D: The label format type to receive a label.</li> <li>• FEDEX_FREIGHT_STRAIGHT_BILL_OF_LADING</li> </ul>

Table 75. Thermal Label Elements, continued

Web Services Element	Description/Valid Values
	<ul style="list-style-type: none"> <li>LABEL_DATA_ONLY: The value used to receive the barcode data if you create a custom label.</li> <li>VICS_BILL_OF_LADING</li> </ul>
LabelSpecification/ImageType	<p>Required to format the thermal label for the printer you use; provides the type of data stream or bitmap to be returned.</p> <p>Valid values are:</p> <ul style="list-style-type: none"> <li>DPL — Unimark</li> <li>EPL2 — Eltron</li> <li>ZPLII — Zebra</li> </ul> <p><i>Note: These printers are all compatible with the ASCII Eltron Programming Language (EPL2) page mode.</i></p>
LabelSpecification/LabelStockType	<p>Required only for thermal labels. Specifies whether label stock has Doc-Tab on leading or trailing end of labels or has no Doc-Tab.</p> <p>Valid values are:</p> <ul style="list-style-type: none"> <li>STOCK_4X6</li> <li>STOCK_4X6.75_LEADING_DOC_TAB</li> <li>STOCK_4X6.75_TRAILING_DOC_TAB</li> <li>STOCK_4X8</li> <li>STOCK_4X9_LEADING_DOC_TAB</li> <li>STOCK_4X9_TRAILING_DOC_TAB</li> </ul>
CustomerSpecifiedLabelDetail/CustomContent	Defines any custom content to print on the label.
CustomContent/CoordinateUnits	Valid values for CustomLabelCoordinateUnits: MILS PIXELS
CustomContent/TextEntries	Constructed string, based on format and zero or more data fields, printed in specified printer font (for

Table 75. Thermal Label Elements, continued

Web Services Element	Description/Valid Values
	thermal labels) or generic font/size (for plain paper labels).
CustomContent/GraphicEntries	Image to be included from printer's memory, or from a local file for offline clients.
GraphicEntries/Position	X and Y position of the graphic.
GraphicEntries/PrinterGraphicId	Printer-specific index of graphic image to be printed.
GraphicEntries/FileGraphicFullName	Fully-qualified path and file name for graphic image to be printed.
CustomContent/BoxEntries	Solid (filled) rectangular area on label.
BoxEntries/TopLeftCorner	The custom label position of the top, left corner.
BoxEntries/BottomRightCorner	The custom label position of the bottom, right corner.
CustomContent/BarcodeEntries	Constructed string, based on format and zero or more data fields, printed in specified barcode symbology.
CustomerSpecifiedLabelDetail/SecondaryBarcode/SecondaryBarcodeType	<p>Requests customer-specific barcode on FedEx Ground and FedEx Home Delivery labels.</p> <p>Valid values are:</p> <ul style="list-style-type: none"> <li>NONE</li> <li>COMMON_2D</li> <li>SSCC_18</li> <li>USPS</li> </ul> <p><i>Note: USPS is applicable for FedEx SmartPost shipments.</i></p>

## Sending a Thermal Label to a Local Printer or Network Printer

If you use FedEx Web Services (SOAP request) or non-SOAP requests, the returned label buffer is Base64 encoded. Therefore, before you send the commands to the printer, you must Base64 decode the buffer. You can perform Base64 encoding and decoding using built-in functions of many XML



parsers or Microsoft XML Core Services (MSXML). Once decoded, the thermal label buffer contains a list of printer commands to print the label for the type of printer you select in your Ship request. To print the thermal label, send that list of commands to the configured printer port for your thermal printer. Be sure to include the CR/LF characters as you send the commands to the printer.

*Note: Labels may be reprinted by sending the original thermal label buffer to the printer. However, labels should be reprinted only if the original label is damaged or lost before the package is picked up, or as a copy for your records. Duplicate labels applied to packages will cause re-labeling and, in some cases, suspension of your shipping capabilities.*

## Supported Thermal Printers

The following thermal printers are recommended with FedEx Web Services:

- Unimark
- Eltron
  - Orion (EPL2)
  - Eclipse (EPL2)
- Zebra
  - LP2443 (EPL2)
  - LP2844 (EPL2)
  - LP2348 Plus (EPL2)
  - Z4M Plus (ZPL or EPL)
  - ZP500 (ZPL or EPL)

These printers are all compatible with the ASCII Eltron Programming Language (EPL2) page mode. If your printer supports this programming language it may work as well. Check your printer user's guide for details. Thermal printers are supported both as a direct write to the printer connected to a system serial port, and as a native Windows installed printer for LPT, Serial, or USB connections.

## Number of Thermal Labels Printed Per Service

The following table indicates the number of each type of label needed for a specific special service. All the necessary labels are generated by a call to the FedEx Common Label Server (CLS), and CLS returns a single buffer with the exception of the C.O.D. Return labels.

### U.S.

Table 76. Number of Thermal Labels Printed Per U.S. Service

Service Type	Thermal Labels (FedEx CLS will return the appropriate number of labels in the response)
FedEx Express U.S.	1 Shipping label
FedEx Express U.S. C.O.D.	1 Shipping label 1 C.O.D. (Collect On Delivery) Return label
FedEx Ground U.S. / FedEx Home Delivery	1 Shipping label
FedEx Ground U.S. C.O.D.	1 Shipping label 2 C.O.D. Return labels

### U.S. Export International

Table 77. Number of Thermal Labels Printed Per U.S. Export Intn'l Service

Service Type	Thermal Labels (FedEx CLS will return the appropriate number of labels in the response)
FedEx Express U.S. Export International	1 Shipping label 2 Recipient labels
FedEx Express U.S. Export International Broker Select Option	1 Shipping label 2 Recipient labels



Table 77. Number of Thermal Labels Printed Per U.S. Export Intn'l Service, continued

Service Type	Thermal Labels (FedEx CLS will return the appropriate number of labels in the response)
FedEx Ground U.S. Export International	1 Shipping label
FedEx Ground U.S. Export International C.O.D.	1 Shipping label 2 C.O.D. Return labels

### Intra-Canada

Service Type	Thermal Labels (FedEx CLS will return the appropriate number of labels in the response)
FedEx Express intra-Canada	Non-DG (Dangerous Goods)/Dry ice shipment: 1 Shipping label
FedEx Ground intra-Canada	1 Shipping label
FedEx Ground intra-Canada C.O.D.	1 Shipping label 2 C.O.D. Return labels

### Canada Export International

Service Type	Thermal Labels (FedEx CLS will return the appropriate number of labels in the response)
FedEx Express Canada Export International	Non-DG/Dry ice shipment: 1 Shipping label 2 Recipient labels

Service Type	Thermal Labels (FedEx CLS will return the appropriate number of labels in the response)
FedEx Express Canada Export International Broker Select	Non-DG/Dry ice shipment: 1 Shipping label 2 Recipient labels
FedEx Ground Canada (CA) Export International	1 Shipping label

## Doc-Tab Configuration

The notation for specifying Doc-Tab value sources begins as a strict subset of standard XPath notation, with a small set of Doc-Tab-specific extensions (described below). A path is prefixed with a small set of “aliases” that identify the object to which the rest of the path applies. The following examples should give the overall “look and feel” of the notation:

Table 78. Doc-Tab Configuration Elements

Desired element	Doc-Tab path (string)
Shipper's company name	REQUEST/SHIPMENT/Shipper/Contact/CompanyName
Total number of packages	REQUEST/SHIPMENT/PackageCount
Current package's sequence number	REQUEST/PACKAGE/SequenceNumber
Current package's weight	REQUEST/PACKAGE/Weight/Value
Shipment total net charge	REPLY/SHIPMENT/RATES/ACTUAL/TotalNetCharge/Amount
Current package's dim weight	REPLY/PACKAGE/RATES/ACTUAL/DimWeight/Value
Contents of the first Customer Reference Field	REQUEST/PACKAGE/CustomerReferences[1]/Value Defines the first record of a possible multi-occurrence array



Table 78. Doc-Tab Configuration Elements, continued

Desired element	Doc-Tab path (string)
Total Net Charge using List rates <i>Note: RateRequestTypes value must be "LIST" in the request so that List rates are included in the reply.</i>	REPLY/SHIPMENT/RATES/PAYOR_LIST_PACKAGE/ TotalNetCharge/Amount

Every “segment” (portion between “/” separators) in these samples is the actual name of an element from the WSDL, except for the starting segments, which specify where to begin navigating to the desired data. The client developer would know what names are available from the WSDL. The notation is case-sensitive and the client should use the same names as in the WSDL.

## Doc-Tab Coding Details

All data from the customer’s description of the shipment (RequestedShipment) and the data returned to the customer (CompletedShipmentDetail) is eligible for use in the Doc-Tab. The complete structure of those objects is necessarily complex, due to the tremendous range of service features that may occur within a FedEx shipment. The first segments of a Doc-Tab path come from a set of alias/shortcut values that allow the customer to indicate whether the requested value is to come from one of the following:

- Client or transaction detail
- Request or reply data
- Shipment- or Package-level data
- Rate data, and if so, which rate type

*Note: You must include the LabelPrintingOrientation element within the CustomDocumentDetail, or doc-tabs will not print.*

The prefix (leading segments) of the path specifies the above choices in that order, as shown in the following tables:

Table 79. Doc-Tab Prefix (Non-Rate Data)

Prefix (Non-Rate Data)	Remainder of path selects data from...
ClientDetail/...	The effective copy of the ClientDetail
TransactionDetail/...	The effective copy of the TransactionDetail
RequestedShipment/...	The effective copy of the RequestedShipment
RequestedPackageLineItem/...	The effective copy of the current RequestedPackage
CompletedShipmentDetail/...	The CompletedShipmentDetail
CompletedPackageDetail/...	The CompletedPackageDetail

Table 80. Doc-Tab Prefix (Rate Data)

Prefix (Rate Data)	Remainder of path selects data from...
RateReply/RateReplyDetail/RatedShipmentDetail/ ShipmentRateDetail/...	Shipment-level rate data (totals for actual rate applied)
RateReply/RateReplyDetail/RatedShipmentDetail/ ShipmentRateDetail/ReturnedRateType/...	Shipment-level rate data (totals for specific returned rate type) ok
RateReply/RateReplyDetail/RatedShipmentDetail/ RatedPackageDetail/PackageRateDetail/...	Package-level rate data (details for actual rate applied)
RateReply/RateReplyDetail/RatedShipmentDetail/ RatedPackageDetail/PackageRateDetail/ReturnedRateType/...	Package-level rate data (details for specified returned rate type) ok

## Example Doc-Tab Coding

```

<q0:LabelSpecification>
  <q0:LabelFormatType>COMMON2D</q0:LabelFormatType>
  <q0:ImageType>EPL2</q0:ImageType>
  <q0:LabelStockType>STOCK_4X6.75_LEADING_DOC_TAB</q0:LabelStockType>
  <q0:LabelPrintingOrientation>TOP_EDGE_OF_TEXT_FIRST</q0:LabelPrintingOrientation>
  <q0:CustomerSpecifiedDetail>
    <q0:DocTabContent>
      <q0:DocTabContentType>ZONE001</q0:DocTabContentType>
      <q0:Zone001>
        <q0:DocTabZoneSpecifications>
          <q0:ZoneNumber>1</q0:ZoneNumber>
          <q0:Header>REF</q0:Header>
          <q0:DataField>REQUEST/PACKAGE/CustomerReferences[CustomerReferenceType="CUSTOMER_REFERENCE"]/value</q0:DataField>
          <q0:Justification>LEFT</q0:Justification>
        </q0:DocTabZoneSpecifications>
        <q0:DocTabZoneSpecifications>
          <q0:ZoneNumber>2</q0:ZoneNumber>
          <q0:Header>INV</q0:Header>
          <q0:DataField>REQUEST/PACKAGE/CustomerReferences[CustomerReferenceType="INVOICE_NUMBER"]/value</q0:DataField>
          <q0:Justification>LEFT</q0:Justification>
        </q0:DocTabZoneSpecifications>
        <q0:DocTabZoneSpecifications>
          <q0:ZoneNumber>3</q0:ZoneNumber>
          <q0:Header>PON</q0:Header>
          <q0:DataField>REQUEST/PACKAGE/CustomerReferences[CustomerReferenceType="P_O_NUMBER"]/value</q0:DataField>
          <q0:Justification>LEFT</q0:Justification>
        </q0:DocTabZoneSpecifications>
        <q0:DocTabZoneSpecifications>
          <q0:ZoneNumber>4</q0:ZoneNumber>
          <q0:Header>SHP</q0:Header>
          <q0:DataField>REQUEST/SHIPMENT/ShipTimestamp</q0:DataField>
          <q0:Justification>LEFT</q0:Justification>
        </q0:DocTabZoneSpecifications>
        <q0:DocTabZoneSpecifications>
          <q0:ZoneNumber>5</q0:ZoneNumber>
          <q0:Header>WHT</q0:Header>
          <q0:DataField>REQUEST/PACKAGE/weight/Value</q0:DataField>

```

```

    <q0:Justification>LEFT</q0:Justification>
  </q0:DocTabZoneSpecifications>
</q0:DocTabZoneSpecifications>
  <q0:ZoneNumber>6</q0:ZoneNumber>
  <q0:Header>INS</q0:Header>
  <q0:DataField>REQUEST/PACKAGE/InsuredValue/Amount</q0:DataField>
  <q0:Justification>LEFT</q0:Justification>
</q0:DocTabZoneSpecifications>
<q0:DocTabZoneSpecifications>
  <q0:ZoneNumber>7</q0:ZoneNumber>
  <q0:Header>COD</q0:Header>
  <q0:DataField>REQUEST/SHIPMENT/SpecialServicesRequested/CodDetail/CodCollectionAmount/Amount</q0:DataField>
  <q0:Justification>LEFT</q0:Justification>
</q0:DocTabZoneSpecifications>
<q0:DocTabZoneSpecifications>
  <q0:ZoneNumber>8</q0:ZoneNumber>
  <q0:Header>DLV</q0:Header>
  <q0:DataField>REPLY/SHIPMENT/OperationalDetail/DeliveryDate</q0:DataField>
  <q0:Justification>LEFT</q0:Justification>
</q0:DocTabZoneSpecifications>
<q0:DocTabZoneSpecifications>
  <q0:ZoneNumber>9</q0:ZoneNumber>
  <q0:Header>BASE</q0:Header>
  <q0:DataField>REPLY/PACKAGE/RATE/ACTUAL/BaseCharge/Amount</q0:DataField>
  <q0:Justification>LEFT</q0:Justification>
</q0:DocTabZoneSpecifications>
<q0:DocTabZoneSpecifications>
  <q0:ZoneNumber>10</q0:ZoneNumber>
  <q0:Header>DISC</q0:Header>
  <q0:DataField>REPLY/PACKAGE/RATE/ACTUAL/TotalFreightDiscounts/Amount</q0:DataField>
  <q0:Justification>LEFT</q0:Justification>
</q0:DocTabZoneSpecifications>
<q0:DocTabZoneSpecifications>
  <q0:ZoneNumber>11</q0:ZoneNumber>
  <q0:Header>SURCHG</q0:Header>
  <q0:DataField>REPLY/PACKAGE/RATE/ACTUAL/TotalSurcharges/Amount</q0:DataField>
  <q0:Justification>LEFT</q0:Justification>
</q0:DocTabZoneSpecifications>
<q0:DocTabZoneSpecifications>
  <q0:ZoneNumber>12</q0:ZoneNumber>
  <q0:Header>NETCHG</q0:Header>

```

```

    <q0:DataField>REPLY/PACKAGE/RATE/ACTUAL/NetCharge/Amount</q0:DataField>
    <q0:Justification>LEFT</q0:Justification>
  </q0:DocTabZoneSpecifications>
</q0:Zone001>
</q0:DocTabContent>
<q0:MaskedData>SHIPPER_ACCOUNT_NUMBER</q0:MaskedData>
</q0:CustomerSpecifiedDetail>
</q0:LabelSpecification>

```

## Doc-Tab Specification

The RequestedShipment contains a LabelSpecification that describes each zone on the Doc-Tab portion of the label by a DocTabZoneSpecification, located as follows:

```

RequestedShipment
...
LabelSpecification (LabelSpecification)
CustomerSpecifiedLabelDetail (CustomerSpecifiedLabelDetail)
  DocTabContent (DocTabContent)
DocTabContentType (DocTabContentType)
  Zone001 (DocTabContentZone001)
    DocTabZoneSpecifications[] (DocTabZoneSpecification)
ZoneNumber (positiveInteger)
Header (string)
  DataReference (string)
  LiteralValue (string)
  Justification (DocTabZoneJustificationType:string)

```

After identifying the zone number, the specification can indicate:

- An optional header
- Either a data reference (path to a request/reply element) or a literal value (actual data to be printed)
- An optional justification

If both a data reference and literal value are passed, literal value takes precedence over data reference.

The data reference specifies a path to the element desired, based on a specific starting point:

- Client detail data (ClientDetail)
- Transaction detail data (TransactionDetail)
- Request data for the entire shipment (RequestedShipment)
- Request data for the current package (RequestedPackage)
- Reply data for the entire shipment (CompletedShipment)
- Reply data for the current package (CompletedPackage)

The path is made up of selectors, each of which specifies a step “into” the structure of the starting-point object. For single-valued (non-array) elements, the name of the element is the selector. All examples on the previous page used single-valued elements.

Array elements are qualified by a predicate that indicates which element of the array should be used, either by position or by content. Examples of this usage would be:

Shipper’s first street address line:

```
REQUEST/SHIPMENT/Shipper/Address/StreetLines[1]
```

Third-party number of shipment uploaded to FedEx InSight® system:

```
REQUEST/SHIPMENT/ShipmentContentRecords[3]/
PartNumber
```

Shipment fuel surcharge:

```
REPLY/PACKAGE/RATES/PAYOR_ACCOUNT/
Surcharges[SurchargeType="FUEL"]/Amount
```

There are few cases where array elements would be needed; the most likely scenario involves data (such as surcharges and taxes).

Example — ZoneNumber 1-8 specify data elements (using the XPath notation) and Zone 9 specifies a literal value.

```
<LabelSpecification>
<LabelFormatType>COMMON2D</LabelFormatType>
<ImageType>EPL2</ImageType>
<LabelStockType>STOCK_4X6.75_LEADING_DOC_TAB</LabelStockType>
<LabelPrintingOrientation>TOP_EDGE_OF_TEXT_FIRST
</LabelPrintingOrientation>
<CustomerSpecifiedDetail>
<DocTabContent>
  <DocTabContentType>ZONE001</DocTabContentType>
  <Zone001>
    <DocTabZoneSpecifications>
      <ZoneNumber>1</ZoneNumber>
      <Header>Street</Header>
    </DocTabZoneSpecifications>
  </Zone001>
</DocTabContent>
<DataField>REQUEST/SHIPMENT/Shipper/Address/StreetLines[1]
</DataField>
</DocTabZoneSpecifications>
<DocTabZoneSpecifications>
  <ZoneNumber>2</ZoneNumber>
  <Header>Meter</Header>
  <DataField>CLIENT/MeterNumber</DataField>
</DocTabZoneSpecifications>
<DocTabZoneSpecifications>
  <ZoneNumber>3</ZoneNumber>
  <Header>TransId</Header>
```

```
<DataField>TRANSACTION/CustomerTransactionId</DataField>
</DocTabZoneSpecifications>
<DocTabZoneSpecifications>
  <ZoneNumber>4</ZoneNumber>
  <Header>TotalSur</Header>
</DocTabZoneSpecifications>
<DataField>REPLY/SHIPMENT/RATES/PAYOR_ACCOUNT/TotalSurcharges/
Amount</DataField>
</DocTabZoneSpecifications>
<DocTabZoneSpecifications>
  <ZoneNumber>5</ZoneNumber>
  <Header>TotalWt</Header>
</DocTabZoneSpecifications>
<DataField>REQUEST/SHIPMENT/TotalWeight/Value</DataField>
</DocTabZoneSpecifications>
<DocTabZoneSpecifications>
  <ZoneNumber>6</ZoneNumber>
</DocTabZoneSpecifications>
<Header>Date</Header><DataField>REQUEST/SHIPMENT/ShipTimestamp
</DataField>
</DocTabZoneSpecifications>
<DocTabZoneSpecifications>
  <ZoneNumber>7</ZoneNumber>
  <Header>Contact</Header>
</DocTabZoneSpecifications>
<DataField>REQUEST/SHIPMENT/Recipient/Contact/PersonName
</DataField>
</DocTabZoneSpecifications>
<DocTabZoneSpecifications>
  <ZoneNumber>8</ZoneNumber>
  <Header>Insured</Header>
</DocTabZoneSpecifications>
<DataField>REQUEST/PACKAGE/InsuredValue/Amount</DataField>
</DocTabZoneSpecifications>
<DocTabZoneSpecifications>
  <ZoneNumber>9</ZoneNumber>
  <Header>Literal 1</Header>
  <LiteralValue>mytext</LiteralValue>
</DocTabZoneSpecifications>
</Zone001>
```



```
</DocTabContent>
</CustomerSpecifiedDetail>
</LabelSpecification>
```

## Laser Labels

FedEx Web Services supports label printing with a laser printer. Labels that are printed with a laser printer are generated in PDF format and do not need to be scaled or resized. These labels are usually printed on U.S. Letter or A4 paper and folded in half to fit in the standard FedEx label pouch. The following requirements apply to PDF labels:

- Adobe Reader 6.0 or higher is required to process the label.
- Printer driver configuration must have printer scaling set to none.
- Using an HTML wrapper is not necessary for displaying a plain paper PDF label in a browser.
- Acrobat recommends the following browsers for viewing PDF documents:
  - Microsoft Internet Explorer 10 or higher
  - Firefox 1.0 or higher
  - Mozilla 1.7 or higher

The PDF label option eliminates the need to specify the image orientation parameter (width and height) or the screen resolution to display the label properly in the browser.

## Laser Label Elements

Laser shipping labels contain three basic elements:

1. Human-readable content — This part of the label contains the shipping information from FedEx Web Services Ship Services.
2. Two dimensional (2D) barcode — The dimensional alphanumeric barcode stores data for both FedEx Express and FedEx Ground shipments using

American National Standards Institute (ANSI) MH10.8.3 standard. The 2D barcode is created using the Portable Document Format (PDF) 417 format.

3. FedEx specific barcode:
  - ASTRA (Advanced Sorting Tracking Routing Assistance) for FedEx Express shipments until the FDX 1D barcode has been fully phased in; barcode "96" for FedEx Ground and FedEx Home Delivery shipments. FedEx Ground also allows for the use of the SSCC-18 "00" barcode when applicable.
  - FedEx 1D (FDX1D) barcode for FedEx Express shipments is created using ANSI/AIM BC4-1995 (Uniform Symbology Specification CODE-128).

## Generating a Laser Label

The following FedEx Web Services elements are required to generate a laser label:

Table 81. Web Services Elements

Web Services Element	Description/Valid Values
LabelSpecification/ LabelFormatType	Required to receive the correct label image in the Ship Reply service: Valid values are: <ul style="list-style-type: none"> <li>• COMMON2D — label format type to receive a label.</li> <li>• FEDEX_FREIGHT_STRAIGHT_BILL_OF_LADING — creates a FedEx Freight (LTL) Bill of Lading, which is formatted for an 8.5x11" sheet of plain paper.</li> <li>• LABEL_DATA_ONLY — this value is used to receive the barcode data if you create a custom label.</li> <li>• VICS_BILL_OF_LADING — Creates a FedEx Freight (LTL) VICS Bill of Lading, which is formatted for an 8.5x11" sheet of plain paper.</li> </ul>
LabelSpecification/ ImageType	Required to indicate label formatting. Type of data stream or bitmap to be returned: Valid values are:



Table 81. Web Services Elements, continued

Web Services Element	Description/Valid Values
	<ul style="list-style-type: none"> <li>• PDF — plain paper</li> <li>• PNG — plain paper</li> </ul>
LabelSpecification/ LabelStockType	<p>Required for all label types. Specifies whether label stock has Doc-Tab on leading or trailing end of labels or has no Doc-Tab.</p> <p>When using an ImageType of PDF or PNG, these values display a thermal format label:</p> <ul style="list-style-type: none"> <li>• PAPER_4X6</li> <li>• PAPER_4X8</li> <li>• PAPER_4X9</li> </ul> <p>these values display a plain paper format shipping label:</p> <ul style="list-style-type: none"> <li>• PAPER_7X4.75</li> <li>• PAPER_8.5X11_BOTTOM_HALF_LABEL</li> <li>• PAPER_8.5X11_TOP_HALF_LABEL</li> <li>• PAPER_LETTER</li> </ul> <p><i>Note: The PAPER_LETTER value is also valid for international A4 paper format.</i></p>

*Note: If you request a plain paper label, the data returned is a Base64 encoded label image, which must be Base64 decoded prior to displaying the label file.*

## Supported Laser Printers

Most laser printers are supported for this label type; however, labels will not be accepted if they are printed on an ink jet printer. If you are using a color laser printer, the color definition should be set to black, even if the printer only has a black cartridge installed. This setting is necessary to achieve the correct barcode definition for scanning at the FedEx hubs.

## Printing a Laser Label

FedEx returns one laser label per shipping request, with the exception of C.O.D. labels. If you need to print multiple labels (for example, international shipments need additional copies of shipping labels to accompany the customs clearance documentation), you must request additional copies.

To prepare your package for shipment, you must:

1. Use the Print button on your browser to print the page containing your label.
2. The shipping portion of the laser label prints on the top half of an U.S. Letter or A4 page.

If you use FedEx approved label stock that accommodates the half page label as a peel and stick, affix this portion of the label to the package. The bottom portion of the label provides terms and conditions and a recap of your tracking number. This portion of the label should be kept for your records.

3. If you use plain paper instead of label stock, fold the page in half and place it in a waybill pouch.

Attach the pouch to your package so that the barcode portion of the label can be read and scanned.

*Note: Labels may be reprinted by sending the original PDF to the printer. However, labels should be reprinted only if the original label is damaged or lost before the package is picked up or as a copy for your records. Duplicate labels applied to packages will cause re-labeling and, in some cases, suspension of your shipping capabilities.*

*Note: For all Mexico to Mexico shipments, if no language is specified, the Legal Terms and Conditions will be provided in Spanish.*

## Number of Laser Labels Required Per Service

The following table indicates the number of each type of label needed for a specific special service. All the necessary labels are generated by a call to



the FedEx Common Label Server (CLS), and CLS returns a single buffer with the exception of the C.O.D. Return labels.

## U.S.

Table 82. Number of Thermal Labels Printed Per U.S. Service

Service Type	Laser Label - PDF Format
FedEx Express U.S. C.O.D.	1 Shipping label 1 C.O.D. (Collect On Delivery) Return label
FedEx Ground / FedEx Home Delivery U.S.	1 Shipping label
FedEx Ground U.S. C.O.D.	1 Shipping label 2 C.O.D. Return labels

## U.S. Export International

Table 83. Number of Thermal Labels Printed Per U.S. Export International Service

Service Type	Laser Label - PDF Format
FedEx Express U.S. Export International	1 Shipping label in the reply; a minimum of 3 labels must be printed — 1 label on the package and 2 in the document pouch.
FedEx Express U.S. Export International Broker Select	1 Shipping label in the reply; a minimum of 3 labels must be printed — 1 label on the package and 2 in the document pouch.
FedEx Ground U.S. Export International	1 Shipping label
FedEx Ground U.S. Export International C.O.D.	1 Shipping label 2 C.O.D. Return labels

## Intra-Mexico

Table 84. Number of Thermal Labels Printed Per Intra-Mexico Service

Service Type	Laser Label - PDF Format
FedEx Express Intra-Mexico	FedEx Express Intra-Mexico Non-DG (Dangerous Goods)/Dry ice shipment: 1 Shipping label

## Intra-Canada

Table 85. Number of Thermal Labels Printed Per Intra-Canada Service

Service Type	Laser Label - PDF Format
FedEx Express Intra-Canada	FedEx Express Intra-Canada Non-DG (Dangerous Goods)/Dry ice shipment: 1 Shipping label
FedEx Ground Intra-Canada	1 Shipping label
FedEx Ground Intra-Canada C.O.D.	1 Shipping label 2 C.O.D. Return labels

## Canada Export International

Table 86. Number of Thermal Labels Printed Per Canada Export Int'l Service

Service Type	Laser Label - PDF Format
FedEx Express Canada Export International	FedEx Express Canada Export International Non-DG/Dry ice shipment: 1 Shipping label 2 Recipient labels





Table 86. Number of Thermal Labels Printed Per Canada Export Int'l Service, continued

Service Type	Laser Label - PDF Format
FedEx Express Canada Export International Broker Select	FedEx Express Canada Export International Broker Select Non-DG/Dry ice shipment: 1 Shipping label 2 Recipient labels
FedEx Ground Canada (CA) Export International	1 Shipping Label

## Custom Labels

FedEx allows some customizing of the FedEx-generated label. The label's human readable content and barcode in the common portion of the label cannot be altered. However, you may add text pertaining to your business and choose the type of barcode (symbology) used on FedEx documents and labels in the custom portion of thermal labels. To support your shipping application, FedEx Web Services provide two options for customizing your shipping label:

1. Place the PNG PAPER 7" x 4.75" graphic on your label stock. For example, you may create a packing list on an 8-1/2" x 11" form. As part of this form, you may also place the 7" x 4.75" PNG PAPER graphic instead of creating a custom label on your own.
2. Add a graphic or text file to the 4" x 8" or 4" x 9" thermal label. This label size provides 2 inches of space for your graphic or text.

## Using a Customizable Section of a Thermal Label

FedEx Web Services provides two thermal label formats that you can customize with either a graphic or text file to prevent the need for creating a

custom label. These labels support all FedEx shipping services. These formats are:

- 4" x 8" thermal label without Doc-Tab
- 4" x 9" thermal label with Doc-Tab

These label types provide a 2 inch customizable section. This feature is only applicable to the thermal label printed on a thermal printer set to 203 DPI.

The rules for using these label formats are:

- Only the shipping label can be customized. For example, if you print a 4" x 8" Express shipping label with your logo, the secondary recipient labels will not display it.
- The customizable graphic or text must not exceed 2 inches high and 4-1/2 inches wide.
- No correction is provided by FedEx. The graphic and/or text prints as it is submitted in the shipping service.
- If all the necessary data for printing the graphic and/or text is not provided (for example: X and Y coordinates), a valid shipping label is returned without the customized data. You must cancel the shipment represented by this label if you attempt to recreate another label with the graphic and/or text.
- Regarding the placement on X and Y coordinates, insertion point coordinate datum is the intersection of the top and left edges of the 4.00" x 6.75" thermal label with bottom doc tab. For 4.00" x 6.75" thermal label with top doc tab, increment insertion point coordinate Y values by 164 dots. For 4.00" x 6.00" label without doc tab, increment insertion point coordinate Y values by 8 dots. Thermal label element attributes are based on 203 DPI (8 dots/mm) printer resolution.
- Character insertion point is the top left corner of the first character in the string, at the cap line.



- Printer restrictions require the position origin at the top left quadrant of the front. Therefore, it is possible for data to start in the customizable section of the label and write down into the FedEx portion of the label (actual thermal label data). If this occurs, your logo or text will be written over with the FedEx label information. You must correct this positioning to use the shipping label.
- The addition of Doc-Tab information to the 4" x 9" label must be configured using the same process as you would use for a standard 4" x 6" Doc-Tab thermal label.

### Custom Label TextEntries Elements

To Add Text to the 4x8 or 4x9 Label, in the Ship Service WSDL, use the following elements.

Table 87. Custom Label Elements for Text

Web Services Element	Description/Valid Values
RequestedShipment/LabelSpecification	Description of shipping label to be returned in the reply.
RequestedShipment/LabelSpecification/Dispositions	Specifies how to create, organize, and return the document.
RequestedShipment/LabelSpecification/LabelFormatType	Specifies the type of label to be returned. The label format type should be set to COMMON2D.
RequestedShipment/LabelSpecification/ImageType	Specifies the image type of this shipping document.
RequestedShipment/LabelSpecification/LabelStockType	For thermal printer labels this indicates the size of the label and the location of the doc tab if present. Either STOCK_4X8 or STOCK_4X9_LEADING_DOC_TAB.
RequestedShipment/LabelSpecification/LabelPrintingOrientation	This indicates if the top or bottom of the label comes out of the printer first.
RequestedShipment/LabelSpecification/PrintedLabelOrigin	If present, this contact and address information will replace the return address information on the label.

Table 87. Custom Label Elements for Text, continued

Web Services Element	Description/Valid Values
RequestedShipment/LabelSpecification/CustomerSpecifiedDetail	Allows customer-specified control of label content.
RequestedShipment/LabelSpecification/CustomerSpecifiedDetail/DocTabContent	If omitted, no doc tab will be produced, such as the default is former NONE type).
RequestedShipment/LabelSpecification/CustomerSpecifiedDetail/CustomContentPosition	RelativeVerticalPositionType
RequestedShipment/LabelSpecification/CustomerSpecifiedDetail/CustomContent	Defines any custom content to print on the label.
RequestedShipment/LabelSpecification/CustomerSpecifiedDetail/CustomContent/CoordinateUnits	Valid values for CustomLabelCoordinateUnits. Valid values are: <ul style="list-style-type: none"> <li>• MILS</li> <li>• PIXELS</li> </ul>
RequestedShipment/LabelSpecification/CustomerSpecifiedDetail/CustomContent/TextEntries	Constructed string, based on format and zero or more data fields, printed in specified printer font (for thermal labels) or generic font/size (for plain paper labels).
RequestedShipment/LabelSpecification/CustomerSpecifiedDetail/CustomContent/TextEntries/Position	Contains the x/y coordinates for placement of the text.
RequestedShipment/LabelSpecification/CustomerSpecifiedDetail/CustomContent/TextEntries/Position/X	Horizontal position, relative to left edge of custom area. Only non-negative integers may be used.
RequestedShipment/LabelSpecification/CustomerSpecifiedDetail/CustomContent/TextEntries/Position/Y	Vertical position, relative to the top edge of the custom area. Only non-negative integers may be used.
RequestedShipment/LabelSpecification/CustomerSpecifiedDetail/CustomContent/TextEntries/Format	Contains the text to be printed on the label. <i>Note: This is a format string used to format the printed text. It is not the actual text.</i>



Table 87. Custom Label Elements for Text, continued

Web Services Element	Description/Valid Values
RequestedShipment/LabelSpecification/ CustomerSpecifiedDetail/CustomContent/ TextEntries/DataFields	Contains the text to be printed on the label.
RequestedShipment/LabelSpecification/ CustomerSpecifiedDetail/CustomContent/ TextEntries/ThermalFontID	Printer-specific font name for use with thermal printer. Valid values are from 1 to 23.
RequestedShipment/LabelSpecification/ CustomerSpecifiedDetail/CustomContent/ TextEntries/FontName	Generic font name for use with plain paper labels.
RequestedShipment/LabelSpecification/ CustomerSpecifiedDetail/CustomContent/ TextEntries/FontSize	Generic font size for use with plain paper labels.
RequestedShipment/LabelSpecification/ CustomerSpecifiedDetail/CustomContent/ TextEntries/Rotation	Relative to normal orientation for the printer. Valid values are: <ul style="list-style-type: none"> <li>• LEFT</li> <li>• NONE</li> <li>• RIGHT</li> <li>• UPSIDE_DOWN</li> </ul>
RequestedShipment/LabelSpecification/ CustomerSpecifiedDetail/CustomContent/ BoxEntries	Solid (filled) rectangular area on label.
RequestedShipment/LabelSpecification/ CustomerSpecifiedDetail/CustomContent/ BarcodeEntries	Constructed string, based on format and zero or more data fields, printed in specified barcode symbology.
RequestedShipment/LabelSpecification/ CustomerSpecifiedDetail/CustomContent/ BarcodeEntries/Position	Contains the x/y coordinates for placement of the label.
RequestedShipment/LabelSpecification/ CustomerSpecifiedDetail/CustomContent/ BarcodeEntries/Position/X	Horizontal position, relative to left edge of custom area. Only non-negative integers may be used.

Table 87. Custom Label Elements for Text, continued

Web Services Element	Description/Valid Values
RequestedShipment/LabelSpecification/ CustomerSpecifiedDetail/CustomContent/ BarcodeEntries/Position/Y	Vertical position, relative to the top edge of the custom area.
RequestedShipment/LabelSpecification/ CustomerSpecifiedDetail/CustomContent/ BarcodeEntries/Format	
RequestedShipment/LabelSpecification/ CustomerSpecifiedDetail/CustomContent/ BarcodeEntries/DataFields	
RequestedShipment/LabelSpecification/ CustomerSpecifiedDetail/CustomContent/ BarcodeEntries/BarHeight	
RequestedShipment/LabelSpecification/ CustomerSpecifiedDetail/CustomContent/ BarcodeEntries/ThinBarWidth	Width of thinnest bar/space element in the barcode.
RequestedShipment/LabelSpecification/ CustomerSpecifiedDetail/CustomContent/ BarcodeEntries/BarcodeSymbology	Identification of the type of barcode (symbology) used on FedEx documents and labels. Specify the BarcodeSymbologyType. Valid values are: <ul style="list-style-type: none"> <li>• CODEBAR</li> <li>• CODE128</li> <li>• CODE128B</li> <li>• CODE128C</li> <li>• CODE128_WIDEBAR</li> <li>• CODE39</li> <li>• CODE93</li> <li>• 120F5</li> <li>• PDF417</li> <li>• POSTNET</li> <li>• QR_CODE</li> <li>• UCC128</li> </ul>

Table 87. Custom Label Elements for Text, continued

Web Services Element	Description/Valid Values
RequestedShipment/LabelSpecification/ CustomerSpecifiedDetail/ ConfigurableReferenceEntries	Defines additional data to print in the configurable portion of the label, this allows you to print the same type information on the label that can also be printed on the doc tab.
RequestedShipment/LabelSpecification/ CustomerSpecifiedDetail/MaskedData	Controls which data/sections will be suppressed.
RequestedShipment/LabelSpecification/ CustomerSpecifiedDetail/SecondaryBarcode	For customers producing their own Ground labels, this field specifies which secondary barcode will be printed on the label; so that the primary barcode produced by FedEx has the correct SCNC.
RequestedShipment/LabelSpecification/ CustomerSpecifiedDetail/ TermsAndConditionsLocalization	Identifies the representation of human-readable text.
RequestedShipment/LabelSpecification/ CustomerSpecifiedDetail/AdditionalLabels	Controls the number of additional copies of supplemental labels.
RequestedShipment/LabelSpecification/ CustomerSpecifiedDetail/ AirWaybillSuppressionCount	This value reduces the default quantity of destination/ consignee air waybill labels. A value of zero indicates no change to default. A minimum of one copy will always be produced.
RequestedShipment/ ShippingDocumentSpecification	Contains data used to create additional (non-label) shipping documents.
RequestedShipment/ ShippingDocumentSpecification/ FreightAddressLabelDetail	Data required to produce the Freight handling-unit-level address labels. <i>Note: The number of UNIQUE labels, the N as in 1 of N, 2 of N, and so on, is determined by total handling units.</i>
RequestedShipment/ ShippingDocumentSpecification/ FreightAddressLabelDetail/Format	Specifies characteristics of a shipping document to be produced.

Table 87. Custom Label Elements for Text, continued

Web Services Element	Description/Valid Values
RequestedShipment/ ShippingDocumentSpecification/ FreightAddressLabelDetail/Copies	Indicates the number of copies to be produced for each unique label.
RequestedShipment/ ShippingDocumentSpecification/ FreightAddressLabelDetail/StartingPosition	Specifies the quadrant of the page on which the label printing will start.
RequestedShipment/ ShippingDocumentSpecification/ FreightAddressLabelDetail/DocTabContent	If omitted, no doc tab will be produced, such as default = former NONE type.
RequestedShipment/ ShippingDocumentSpecification/ FreightAddressLabelDetail/ CustomContentPosition	RelativeVerticalPositionType
RequestedShipment/ ShippingDocumentSpecification/ FreightAddressLabelDetail/CustomContent	Defines any custom content to print on the Freight label.

#### Transaction Sample for Custom Text on a Label

*Note: There may be over 20 available fonts in thermal printer memory.*

*The format value will print a hard-coded string in a barcode. If the developer wants to pull a value from out of the ship request, then use the "%s" Format Value, and use the DataFields element with an XPath statement pointing to the value field.*

*For example, if you included a Reference field in the Ship Request and you want that value in the barcode, then the DataFields value will be: ShippingDocumentRequest/ RequestedShipment/RequestedPackageLineItems[1]/CustomerReferences[1]/Value*

```
<q0:LabelSpecification>
  <q0:LabelFormatType>COMMON2D</q0:LabelFormatType>
  <q0:ImageType>ZPLII</q0:ImageType>
  <q0:LabelStockType>STOCK_4X8</q0:LabelStockType>
```

```
<q0:LabelPrintingOrientation>BOTTOM_EDGE_OF_TEXT_FIRST</q0:Label
PrintingOrientation>
```



```

<q0:CustomerSpecifiedDetail>
  <q0:CustomContent>
    <q0:CoordinateUnits>PIXELS</q0:CoordinateUnits>
    <q0:TextEntries>
      <q0:Position>
        <q0:X>50</q0:X>
        <q0:Y>200</q0:Y>
      </q0:Position>
      <q0:Format>Data for text</q0:Format>
      <q0:ThermalFontId>14</q0:ThermalFontId>
    </q0:TextEntries>
    <q0:BarcodeEntries>
      <q0:Position>
        <q0:X>50</q0:X>
        <q0:Y>50</q0:Y>
      </q0:Position>
      <q0:Format>%s</q0:Format>
    </q0:BarcodeEntries>
  </q0:CustomContent>
</q0:CustomerSpecifiedDetail>
<q0:DataFields>ShippingDocumentRequest/RequestedShipment/
RequestedPackageLineItems[1]/CustomerReferences[1]/Value</q0:DataFields>
  <q0:BarHeight>100</q0:BarHeight>
  <q0:ThinBarWidth>8</q0:ThinBarWidth>
  <q0:BarcodeSymbology>CODE128C</q0:BarcodeSymbology>
</q0:BarcodeEntries>
</q0:CustomContent>
<q0:MaskedData>SHIPPER_ACCOUNT_NUMBER</q0:MaskedData>
</q0:CustomerSpecifiedDetail>
</q0:LabelSpecification>

```

### Custom Label GraphicEntries Elements

To add a graphic to the 4x8 or 4x9 thermal label in the Ship Service WSDL, use the following elements.

Only single bit color images should be added since labels will print in black and white.

The following elements are required only for Thermal labels:

Table 88. Custom Label Elements for Graphics

Web Services Element	Description/Valid Values
RequestedShipment/LabelSpecification/	Description of shipping label to be returned in the reply.
RequestedShipment/LabelSpecification/Dispositions	Specifies how to create, organize, and return the document.
RequestedShipment/LabelSpecification/LabelFormatType	Specifies the type of label to be returned. The label format type should be set to COMMON2D.
RequestedShipment/LabelSpecification/ImageType	Specifies the image type of this shipping document.
RequestedShipment/LabelSpecification/LabelStockType	For thermal printer labels this indicates the size of the label and the location of the doc tab if present. Either STOCK_4X8 or STOCK_4X9_LEADING_DOC_TAB.
RequestedShipment/LabelSpecification/LabelPrintingOrientation	This indicates if the top or bottom of the label comes out of the printer first.
RequestedShipment/LabelSpecification/PrintedLabelOrigin	If present, this contact and address information will replace the return address information on the label.
RequestedShipment/LabelSpecification/CustomerSpecifiedDetail/	Allows customer-specified control of label content.
RequestedShipment/LabelSpecification/CustomerSpecifiedDetail/DocTabContent	If omitted, no doc tab will be produced, such as the default is former NONE type).
RequestedShipment/LabelSpecification/CustomerSpecifiedDetail/CustomContent	Defines any custom content to print on the label.
RequestedShipment/LabelSpecification/CustomerSpecifiedDetail/CustomContent/CoordinateUnits	Valid values for CustomLabelCoordinateUnits. Valid values are: <ul style="list-style-type: none"> <li>• MILS</li> <li>• PIXELS</li> </ul>
RequestedShipment/LabelSpecification/CustomerSpecifiedDetail/CustomContent/TextEntries	Constructed string, based on format and zero or more data fields, printed in specified printer font (for thermal labels) or generic font/size (for plain paper labels).



Table 88. Custom Label Elements for Graphics, continued

Web Services Element	Description/Valid Values
RequestedShipment/LabelSpecification/ CustomerSpecifiedDetail/CustomContent/ GraphicEntries	Image to be included from printer's memory, or from a local file for offline clients.
RequestedShipment/LabelSpecification/ CustomerSpecifiedDetail/CustomContent/ GraphicEntries/Position	Contains the x/y coordinates for placement of the graphic. x =
RequestedShipment/LabelSpecification/ CustomerSpecifiedDetail/CustomContent/ GraphicEntries/Position/X	Horizontal position, relative to left edge of custom area. Only non-negative integers may be used.
RequestedShipment/LabelSpecification/ CustomerSpecifiedDetail/CustomContent/ GraphicEntries/Position/Y	Vertical position, relative to the top edge of the custom area. Only non-negative integers may be used.
RequestedShipment/LabelSpecification/ CustomerSpecifiedDetail/CustomContent/ GraphicEntries/PrinterGraphicID	Printer-specific index of graphic image to be printed.
RequestedShipment/LabelSpecification/ CustomerSpecifiedDetail/CustomContent/ GraphicEntries/FileGraphicFullName	Fully-qualified path and file name for graphic image to be printed.
RequestedShipment/LabelSpecification/ CustomerSpecifiedDetail/CustomContent/ BoxEntries	Solid (filled) rectangular area on label.
RequestedShipment/LabelSpecification/ CustomerSpecifiedDetail/CustomContent/ BarcodeEntries	Constructed string, based on format and zero or more data fields, printed in specified barcode symbology.
RequestedShipment/LabelSpecification/ CustomerSpecifiedDetail/CustomContent/ BarcodeEntries/Position	Contains the x/y coordinates for placement of the label.
RequestedShipment/LabelSpecification/ CustomerSpecifiedDetail/CustomContent/ BarcodeEntries/Position/X	Horizontal position, relative to left edge of custom area. Only non-negative integers may be used.

Table 88. Custom Label Elements for Graphics, continued

Web Services Element	Description/Valid Values
RequestedShipment/LabelSpecification/ CustomerSpecifiedDetail/CustomContent/ BarcodeEntries/Position/Y	Vertical position, relative to the top edge of the custom area. Only non-negative integers may be used.
RequestedShipment/LabelSpecification/ CustomerSpecifiedDetail/CustomContent/ BarcodeEntries/Format	
RequestedShipment/LabelSpecification/ CustomerSpecifiedDetail/CustomContent/ BarcodeEntries/DataFields	
RequestedShipment/LabelSpecification/ CustomerSpecifiedDetail/CustomContent/ BarcodeEntries/BarHeight	
RequestedShipment/LabelSpecification/ CustomerSpecifiedDetail/CustomContent/ BarcodeEntries/ThinBarWidth	Width of thinnest bar/space element in the barcode.
RequestedShipment/LabelSpecification/ CustomerSpecifiedDetail/CustomContent/ BarcodeEntries/BarcodeSymbology	Identification of the type of barcode (symbology) used on FedEx documents and labels. Specify the BarcodeSymbologyType. Valid values are: <ul style="list-style-type: none"> <li>• CODEBAR</li> <li>• CODE128</li> <li>• CODE128B</li> <li>• CODE128C</li> <li>• CODE128_WIDEBAR</li> <li>• CODE39</li> <li>• CODE93</li> <li>• 120F5</li> <li>• PDF417</li> <li>• POSTNET</li> <li>• QR_CODE</li> <li>• UCC128</li> </ul>



Table 88. Custom Label Elements for Graphics, continued

Web Services Element	Description/Valid Values
RequestedShipment/LabelSpecification/ CustomerSpecifiedDetail/ ConfigurableReferenceEntries	Defines additional data to print in the configurable portion of the label, this allows you to print the same type information on the label that can also be printed on the doc tab.
RequestedShipment/LabelSpecification/ CustomerSpecifiedDetail/MaskedData	Controls which data/sections will be suppressed.
RequestedShipment/LabelSpecification/ CustomerSpecifiedDetail/SecondaryBarcode	For customers producing their own Ground labels, this field specifies which secondary barcode will be printed on the label; so that the primary barcode produced by FedEx has the correct SCNC.
RequestedShipment/LabelSpecification/ CustomerSpecifiedDetail/ TermsAndConditionsLocalization	Identifies the representation of human-readable text.
RequestedShipment/LabelSpecification/ CustomerSpecifiedDetail/AdditionalLabels	Controls the number of additional copies of supplemental labels.
RequestedShipment/LabelSpecification/ CustomerSpecifiedDetail/ AirWaybillSuppressionCount	This value reduces the default quantity of destination/ consignee air waybill labels. A value of zero indicates no change to default. A minimum of one copy will always be produced.

## Custom Label Barcode Transaction Sample

```
<q0:ProcessShipmentRequest>
  <q0:WebAuthenticationDetail>
    <q0:UserCredential>
      <q0:Key>xxxxxxxxxxxxxxxxxxxx</q0:Key>
      <q0>Password>xxxxxxxxxxxxxxxxxxxx</q0>Password>
    </q0:UserCredential>
  </q0:WebAuthenticationDetail>
  <q0:ClientDetail>
    <q0:AccountNumber>XXXXXXXXXXXX</q0:AccountNumber>
    <q0:MeterNumber>xxxxxxxxxx</q0:MeterNumber>
  </q0:ClientDetail>
```

```
<q0:TransactionDetail>
  <q0:CustomerTransactionId>Ground Shipment
Example</q0:CustomerTransactionId>
</q0:TransactionDetail>
<q0:Version>
  <q0:ServiceId>ship</q0:ServiceId>
  <q0:Major>12</q0:Major>
  <q0:Intermediate>0</q0:Intermediate>
  <q0:Minor>0</q0:Minor>
</q0:Version>
<q0:RequestedShipment>

<q0:ShipTimestamp>2013-02-25T12:00:00-05:00</q0:ShipTimestamp>
<q0:DropoffType>REGULAR_PICKUP</q0:DropoffType>
<q0:ServiceType>FEDEX_GROUND</q0:ServiceType>
<q0:PackagingType>YOUR_PACKAGING</q0:PackagingType>
<q0:Shipper>
  <q0:Contact>
    <q0:PersonName>John Doe</q0:PersonName>
    <q0:CompanyName>FedEx</q0:CompanyName>
    <q0:PhoneNumber>9015551234</q0:PhoneNumber>
  </q0:Contact>
  <q0:Address>
    <q0:StreetLines>3610 Hacks Cross Road</q0:StreetLines>
    <q0:StreetLines>First Floor</q0:StreetLines>
    <q0:City>Memphis</q0:City>
    <q0:StateOrProvinceCode>TN</q0:StateOrProvinceCode>
    <q0:PostalCode>38125</q0:PostalCode>
    <q0:CountryCode>US</q0:CountryCode>
  </q0:Address>
</q0:Shipper>
<q0:Recipient>
  <q0:Contact>
    <q0:PersonName>Joe Customer</q0:PersonName>
    <q0:CompanyName>ABC Widget Co</q0:CompanyName>
    <q0:PhoneNumber>3305551234</q0:PhoneNumber>
  </q0:Contact>
  <q0:Address>
    <q0:StreetLines>1234 Main Street</q0:StreetLines>
    <q0:StreetLines>Suite 200</q0:StreetLines>
    <q0:City>Akron</q0:City>
```



```

    <q0:StateOrProvinceCode>OH</q0:StateOrProvinceCode>
    <q0:PostalCode>44333</q0:PostalCode>
    <q0:CountryCode>US</q0:CountryCode>
    <q0:Residential>>false</q0:Residential>
  </q0:Address>
</q0:Recipient>
<q0:ShippingChargesPayment>
  <q0:PaymentType>SENDER</q0:PaymentType>
  <q0:Payor>
    <q0:ResponsibleParty>
      <q0:AccountNumber>xxxxxxxxxxxx</q0:AccountNumber>
      <q0:Contact/>
    </q0:ResponsibleParty>
  </q0:Payor>
</q0:ShippingChargesPayment>
<q0:LabelSpecification>
  <q0:LabelFormatType>COMMON2D</q0:LabelFormatType>
  <q0:ImageType>ZPLII</q0:ImageType>
  <q0:LabelStockType>STOCK_4X8</q0:LabelStockType>
<q0:LabelPrintingOrientation>BOTTOM_EDGE_OF_TEXT_FIRST</q0:Label
PrintingOrientation>
  <q0:CustomerSpecifiedDetail>
    <q0:CustomContent>
      <q0:CoordinateUnits>PIXELS</q0:CoordinateUnits>
      <q0:TextEntries>
        <q0:Position>
          <q0:X>50</q0:X>
          <q0:Y>200</q0:Y>
        </q0:Position>
        <q0:Format>Data for text</q0:Format>
        <q0:ThermalFontId>14</q0:ThermalFontId>
      </q0:TextEntries>
      <q0:BarcodeEntries>
        <q0:Position>
          <q0:X>50</q0:X>
          <q0:Y>50</q0:Y>
        </q0:Position>
        <q0:Format>%s</q0:Format>
      </q0:BarcodeEntries>
    </q0:CustomContent>
  </q0:CustomerSpecifiedDetail>
  <q0:RequestedPackageLineItems[1]/CustomerReferences[1]/Value</q0:Data
Fields>
    <q0:BarHeight>100</q0:BarHeight>
    <q0:ThinBarWidth>8</q0:ThinBarWidth>
    <q0:BarcodeSymbology>CODE128C</q0:BarcodeSymbology>
  </q0:BarcodeEntries>
  </q0:CustomContent>
  <q0:MaskedData>SHIPPER_ACCOUNT_NUMBER</q0:MaskedData>
</q0:CustomerSpecifiedDetail>
</q0:LabelSpecification>
<q0:RateRequestTypes>ACCOUNT</q0:RateRequestTypes>
<q0:PackageCount>1</q0:PackageCount>
<q0:RequestedPackageLineItems>
  <q0:SequenceNumber>1</q0:SequenceNumber>
  <q0:InsuredValue>
    <q0:Currency>USD</q0:Currency>
    <q0:Amount>25.00</q0:Amount>
  </q0:InsuredValue>
  <q0:Weight>
    <q0:Units>LB</q0:Units>
    <q0:Value>10.0</q0:Value>
  </q0:Weight>
  <q0:Dimensions>
    <q0:Length>5</q0:Length>
    <q0:Width>5</q0:Width>
    <q0:Height>5</q0:Height>
    <q0:Units>IN</q0:Units>
  </q0:Dimensions>
  <q0:CustomerReferences>
    <q0:CustomerReferenceType>CUSTOMER_REFERENCE</q0:CustomerReferen
ceType>
    <q0:Value>ref1234</q0:Value>
  </q0:CustomerReferences>
</q0:RequestedPackageLineItems>
</q0:RequestedShipment>
</q0:ProcessShipmentRequest>
<q0:DataFields>ShippingDocumentRequest/RequestedShipment/

```



## PNG Label

Web Services provides PNG (Portable Network Graphic) images for FedEx Express, FedEx Ground and FedEx International Express Freight® labels. The PNG label graphic is a replica of the thermal or plain paper labels supported by Web Services. This label option allows you to place the PNG label graphic on your label stock to prevent the need for creating a custom label.

The following requirements apply when using the 4" x 6" PNG graphic embedded in your shipping document:

## Label Stock

4" x 6" PNG labels should only be used with peel-and-stick label stock. The FedEx Ground and FedEx Express label certification teams will reject 4" x 6" PNG labels that are not on peel-and-stick label stock, including any labels printed on plain paper.

## Printer

Laser printers are recommended for printing labels. Ink jet printers should not be used because of their inconsistency in creating scannable barcodes. Due to the inconsistent print quality, the label certification teams reject most labels that are created with ink jet printers. The 4" x 6" PNG label cannot be printed using a color printer unless the color definition is set to black, even if the printer only has a black cartridge installed. This setting is necessary to achieve the correct barcode definition for scanning at the FedEx hubs.

## Scaling

The image returned in your shipping transaction is 200 dots per inch (DPI) and measures 4" (W) x 6" (H) or 800 x 1200 pixels. This label has a vertical orientation and is designed to print in a 4" x 6" label area. When printed, the label should measure 4" x 6". When you generate a PNG label image in Web

Services, the image is produced in 200 DPI, which is the minimum barcode DPI. When you view the image on your screen, most applications degrade the DPI to your screen resolution. Typically, this is 96 DPI, which is far less than the minimum barcode DPI required. To produce the label and barcodes in the required DPI, you must scale (or resize) the image before printing. How you scale the image depends on the application you are using to view and print the label.

To scale the PNG image for a 4" x 6" label in inches: 4" width and 6" length exactly.

To scale the PNG image for a 4" x 6" label in pixels:

- If your screen resolution is 96 DPI:
  - Width = 384 pixels ( $96 \div 200 \times 800 = 384$ )
  - Height = 576 pixels ( $96 \div 200 \times 1200 = 576$ )
- If your screen resolution is 72 DPI:
  - Width = 288 pixels ( $72 \div 200 \times 800 = 288$ )
  - Height = 432 pixels ( $72 \div 200 \times 1200 = 432$ )
- If your screen resolution is not 96 or 72 DPI
  - Width = Your screen DPI  $\div$  200 x 800
  - Height = Your screen DPI  $\div$  200 x 1200

## Label Review Checklist

Use these lists to check for problems before you submit each set of labels.

### All Barcodes

Required for validation:

- Quiet Zone: Must always have at least 0.1" white space both above and below barcode.



- Quiet Zone: Must always have at least 0.2" white space both left and right of barcode.
- Validate that all barcodes meet minimum height requirements.

## Print Quality

Common problems that cause labels to be rejected:

- Split Bars
- Faded Print/White Voids
- Repeating White Voids (roller problem)
- Smudging (thermal transfer)
- Flaking (laser) indicates Toner Fusion Problem
- Wrinkled in the Print (thermal transfer)
- Print Contrast for direct thermal labels must be at least 90%

## Human Readable for FedEx Ground Labels

Required for validation:

Data matches barcode

- FedEx Ground logo: Logos are available for download from the FedEx Identity website **brand.fedex.com**.  
See [Appendix U: FedEx Ground Plain Paper Labels](#) and [Appendix V: FedEx Ground Thermal Label Samples](#).
- FedEx Home Delivery logo: labels must have a large "H" in a box within 1" of the ship to address. The "H" must be at least .25" x .70".
- Service Description
- Sender Information
- Recipient Information

- Postal code and routing
- Ship date
- Actual Weight
- Customer Automation Device information (meter, application/system, version)
- Dimensions
- Miscellaneous reference information
- Tracking number and Form ID (Tracking number must be 14 digits)
- Airport Ramp ID
- Postal code

## Human Readable for Express Labels

The following elements must be printed on the label to pass certification:

- FedEx Express logo: Logos are available for download from the FedEx Identity Website **brand.fedex.com**.  
See [Appendix S: FedEx Express Plain Paper Label Samples](#) and [Appendix T: FedEx Express Thermal Label Samples](#).
- Service Description
- Package type, if International
- Delivery day of the week (example: MON for Monday)
- Deliver by date
- Meter number
- Ship date
- Format of piece count, Master label verbiage, CRN label verbiage on all MPS
- Airport Ramp ID



- Postal code and routing
- URSA routing prefix and suffix
- Handling codes
- Service area commitment
- Recipient and shipper's phone numbers
- Weight
- Dims, if applicable (Dims are always required for Express Freight)
- Reference field if an alcohol shipment
- Tracking number and Form ID (Tracking number must be 14 digits)  
In the ASTRA label, the 12 digit tracking number is located in positions 17 through 28 of the 32-character barcode. In the new FDX 1D barcode, the tracking number occupies positions 21 through 34. The FedEx Express tracking number will continue to be 12 digits. Zeros will occupy the leading two positions.

# 13 FedEx Express U.S. Shipping



[FedEx Express U.S. Service Options](#)

[Express U.S. Service Details](#)

[FedEx Express U.S. Coding Details](#)

[FedEx Express U.S. Multiple-Package Shipments](#)

[Group Multiple Piece Shipments](#)



Use the ShipService WSDL to access the FedEx Express® U.S. shipping features. See [Shipping Services by Region](#) for a list of FedEx Express U.S. services by region.

## FedEx Express U.S. Service Options

The following service options are available for use with FedEx Express U.S. shipping:

- [Chapter 22: Alcohol Shipping](#)
- [Alternate Return Address](#)
- [Chapter 20: Dangerous Goods](#)
- [Chapter 15: Delivery Signature Services](#)
- [Chapter 24: Dry Ice Shipments](#)
- [FedEx Express U.S. Multiple-Package Shipments](#)
- [Chapter 28: Future Day Shipping](#)
- [Chapter 23: Hold at FedEx Location](#)
- [Chapter 32: FedEx Intra-Country Shipping](#)
- [Chapter 27: Masked Data](#)
- [Chapter 17: Saturday Service](#)
- [Chapter 25: Shipment Notification in the Ship Request](#)
- [Chapter 26: Variable Handling Charges](#)

## Express U.S. Service Details

Before coding a FedEx Express U.S. transaction, you should be familiar with the basic shipping rules for this service:

- FedEx Express U.S. service is available to the 50 United States. Transit times vary depending on the package destination and the service you choose.
- FedEx provides custom packaging for FedEx Express shipments. You may choose to ship using the FedEx® Envelope, FedEx® Pak, FedEx® Box, or FedEx® Tube. You may also ship using your own packaging.
- Both commercial and residential shipments may be shipped using FedEx Express U.S. services. Residential packages must be identified in your shipping transaction.
- There are several options available to you for billing the transaction charges. These billing options include Bill Shipper's FedEx Account, Bill Recipient's FedEx Account, FedEx Ground® COLLECT, and Bill Third Party's FedEx Account.
- The maximum size limit for a FedEx Express U.S. package is 150 lbs. and 119" in length, or 165 total inches in length plus girth (L+2W+2H). If your package exceeds these limits, you must use one of the FedEx Freight® shipping services.

For more detailed information about the services offered by FedEx, see the electronic ***FedEx Service Guide***.

## FedEx First Overnight

FedEx First Overnight® provides early-morning delivery between 8 and 10 a.m. depending upon the destination postal code.

- Service days are Monday through Friday, with Saturday pickup available in many areas for an additional charge.
- Available throughout all states except Hawaii (outbound-only from Alaska).
- Available for intra-country shipping in Mexico and Canada.
- Not available to Alaska, but delivery is available from Alaska to many U.S. markets, depending on destination postal code. Not available to or from



Hawaii. For more information about Alaska and Hawaii shipments, go to [fedex.com/us/service-guide/our-services/us/](https://www.fedex.com/us/service-guide/our-services/us/).

- Options include [Chapter 17: Saturday Service](#), [Chapter 20: Dangerous Goods](#) support for [Chapter 24: Dry Ice Shipments](#) only, and [Chapter 15: Delivery Signature Services](#).

## FedEx First Overnight Freight

FedEx First Overnight® Freight business rules are as follows:

- Service days are Monday through Friday, with Saturday pickup and delivery service available in many areas for palletized shipments.
- Not available to and from Puerto Rico or transborder countries.
- Next-business-day delivery by 8:30 a.m. to H0 and H1 service areas.
- Next-business-day delivery by 9:30 a.m. to H2 service areas.
- Next-business-day delivery by 12:00 p.m. for H3 service areas.
- Pallet or skid size guidelines: up to 70" in height, 119" in length, or 80" in width.
- Individual pallets/skids weighing in excess of 2200 lbs., or larger than 70" in height, 119" in length, or 80" in width require prior approval by calling FedEx Express Freight Customer Service at 1.800.332.0807.
- Packaging type: Customer's Own
- Maximum declared value is \$50,000
- Advance confirmation required. Book space using FedEx Ship Manager at [fedex.com](https://www.fedex.com) or by calling 1.800.332.0807.
- Options include [Chapter 17: Saturday Service](#), [Chapter 20: Dangerous Goods](#), support for Inaccessible Dangerous Goods (IDG), Accessible Dangerous Goods (ADG) and [Chapter 24: Dry Ice Shipments, Inside Pickup and Delivery](#), and [Chapter 25: Shipment Notification in the Ship Request](#)

that includes [Chapter 16: FedEx Priority Alert Options](#) (for contracted accounts only), Ship Alert, Exception, and Delivery.

## FedEx Priority Overnight

FedEx Priority Overnight® provides next-business-day delivery by 10:30 a.m. to most U.S. addresses, delivery by 5 p.m. to remote areas, and delivery by 1:30 p.m. on Saturdays.

- Service days are Monday through Friday, with Saturday pickup available in many areas for an additional charge.
- Available to and from all 50 states, but not all areas of Alaska and Hawaii.
- Available for intra-Mexico shipping. Also available for intra-country shipping in Canada and Switzerland.
- Delivery to and from many areas of Alaska and Hawaii in 1 or 2 business days. For more information about Alaska and Hawaii shipments, go to [fedex.com/us/service-guide/our-services/us/](https://www.fedex.com/us/service-guide/our-services/us/).
- Options include [Chapter 17: Saturday Service](#), [Chapter 20: Dangerous Goods](#), [Chapter 19: FedEx Ground U.S. Collect On Delivery \(C.O.D.\)](#), [Chapter 15: Delivery Signature Services](#) and [Chapter 23: Hold at FedEx Location](#).

## FedEx Standard Overnight

FedEx Standard Overnight® provides next-business-day delivery by 3 p.m. to most addresses, and by 4:30 p.m. to rural areas.

- Service days are Monday through Friday, with Saturday pickup available in many areas for an additional charge.
- Available to and from all 50 states, but not all areas of Alaska and Hawaii.



- Available for intra-Mexico shipping. Also available for intra-country shipping in UAE.
- Delivery to and from many areas of Alaska and Hawaii in 1 or 2 business days. For more information about Alaska and Hawaii shipments, go to [fedex.com/us/service-guide/our-services/us/](https://fedex.com/us/service-guide/our-services/us/).
- Options include [Chapter 17: Saturday Service](#), [Chapter 20: Dangerous Goods](#), [Chapter 15: Delivery Signature Services](#), and [Chapter 23: Hold at FedEx Location](#).

## FedEx 2Day A.M.

FedEx 2Day<sup>®</sup> A.M. provides second business day delivery by 10:30 a.m. to most business areas. For certain shipments to Alaska and Hawaii, delivery is in three business days.

- Available throughout all 50 U.S. states, Alaska and Hawaii for intra-U.S. shipments only.
- Delivery in 2 business days by 10:30 a.m. to A1, A2, AA, and A4 service areas.
- Delivery in 2 business days by 12:00 p.m. to A3, A5, and AM service areas.
- When estimating time-in-transit and delivery date, keep in mind delivery days are Monday through Friday.
- Maximum declared value packaging level limit is \$50,000 for FedEx Customer packaging, FedEx<sup>®</sup> Pak, FedEx<sup>®</sup> Box, and FedEx<sup>®</sup> Tube and \$500 for a FedEx<sup>®</sup> Envelope.
- Maximum size limit is 119" in length, or 165" in length and girth (L+2W+2H). If your package exceeds these dimensions, you must use FedEx Express U.S. Freight as your shipping service.
- Options include [Chapter 17: Saturday Service](#), [Chapter 20: Dangerous Goods](#) support for inaccessible items only, [Chapter 15: Delivery Signature](#)

[Services](#), [Chapter 23: Hold at FedEx Location](#), [Chapter 11: Returns Shipping](#), and [Chapter 25: Shipment Notification in the Ship Request](#) that includes Ship Alert, Exception and Delivery.

*Note: Shipment notification is not available while tracking a package.*

## FedEx Express Saver

FedEx Express Saver<sup>®</sup> provides delivery in 3 business days to businesses by 4:30 p.m. and to residences by 7 p.m.

- Service days are Monday through Friday, with Saturday pickup available in many areas for an additional charge.
- Available to and from all states except Alaska and Hawaii.
- Options are [Chapter 17: Saturday Service](#), [Chapter 20: Dangerous Goods](#) inaccessible items only, [Chapter 15: Delivery Signature Services](#) and [Chapter 23: Hold at FedEx Location](#).

## FedEx Express U.S. Coding Details

The following coding details apply to FedEx Express U.S. shipping:

- FedEx provides several standard package types and allows you to use your own packaging for FedEx Express shipping.
- Both commercial and residential shipments are allowed with FedEx Express U.S. shipping. Residential shipments are charged a delivery surcharge.

*Note: Shipments to residential addresses will be invoiced as Residential Delivery regardless of the information in the ProcessShipmentRequest or RateRequest. The flag is there to ensure you have the surcharge included in your courtesy rate quote. It is helpful if you store the recipient address with the residential surcharge flag in your shipping address book database. If you are unsure about the residential status of an address, use Address Validation to do a residential status check.*





# FedEx Express U.S. Shipping

- There are several options available to you for billing the transaction charges. These billing options include Bill Shipper's FedEx Account, Bill Recipient's FedEx Account, and Bill Third Party's FedEx Account. Make sure you enter the appropriate FedEx account number if you want recipient or third-party billing. If the account number is missing or incorrect, you will be billed for the shipping costs.
- You can add reference elements to your Ship request which print on the shipping label, the invoice, or both. See the [Reference Elements with Output Location](#) table for more information.
- The maximum limits for FedEx Express U.S. packages are 150 lbs., 119" in length, and 165" in length plus girth (L+2W+2H).

## Express U.S. Basic Ship Request Elements

In addition to the basic complex elements required for all web service requests described in the [Chapter 1: Introduction](#), the following elements are available for FedEx Express U.S. ship requests:

### Recipient Information

Table 89. Recipient Information Elements

Element	Description
RequestedShipment/Company	Required if Contact name is blank.
RequestedShipment/Contact	Required if Company name is blank.
RequestedShipment/StreetLines	At least one street address line is required. This is a multiple occurrence field.
RequestedShipment/City	Required. Recipient city.
RequestedShipment/StateOrProvinceCode	Required. Valid value for FedEx Express – U.S. is U.S. See <a href="#">Appendix B: U.S. State Codes</a> for more information on state codes.

Table 89. Recipient Information Elements, continued

Element	Description
RequestedShipment/Postal Code	Required. Recipient postal code.
RequestedShipment/PhoneNumber	Required. Recipient phone number.

### Shipment/Package Information

Table 90. Shipment/Package Information Elements

Element	Description
ServiceType	Required. Valid values are: <ul style="list-style-type: none"> <li>• PRIORITY_OVERNIGHT</li> <li>• STANDARD_OVERNIGHT</li> <li>• FEDEX_2_DAY</li> <li>• FEDEX_2_DAY_AM</li> <li>• FEDEX_EXPRESS_SAVER</li> <li>• FEDEX_FIRST_FREIGHT</li> <li>• FEDEX_FREIGHT_PRIORITY</li> <li>• FEDEX_FREIGHT_ECONOMY</li> <li>• FIRST_OVERNIGHT</li> <li>• SAME_DAY</li> <li>• SAME_DAY_CITY</li> </ul>
PackagingType	Required. Valid values are: <ul style="list-style-type: none"> <li>• FEDEX_BOX</li> <li>• FEDEX_ENVELOPE</li> <li>• FEDEX_PAK</li> <li>• FEDEX_TUBE</li> <li>• YOUR_PACKAGING</li> </ul>
Weight	The Weight/Units element must also be included in your Ship request. This element requires either LB (pounds) or KG (kilograms) as the weight unit descriptor. The maximum limits for FedEx Express





Table 90. Shipment/Package Information Elements, continued

Element	Description
	U.S. packages are 150 lbs. and 119" in length and 165" in length and girth (L+2W+2H).
Height	Optional but recommended if your package type is YOUR_PACKAGING.
Width	Optional but recommended if your package type is YOUR_PACKAGING.
Length	Optional but recommended if your package type is YOUR_PACKAGING.
Units	Required if dimensions are specified. Values are: <ul style="list-style-type: none"> <li>• IN</li> <li>• CM</li> </ul>
InsuredValue/Amount	FedEx liability for each package is limited to \$100USD unless a higher value is declared and paid for. Use this element if you want to declare a higher value.  <i>Note: "InsuredValue" refers to declared value of the package. FedEx does not provide insurance of any kind.</i>
RequestedShipment/ShipTimestamp	Time of shipment based on shipper's time zone. Defaults to CDT.  This element must be formatted as follows: The date format must be YYYY-MM-DDTHH:MM:SS-xx:xx. The time must be in the format: HH:MM:SS using a 24-hour clock. The date and time are separated by the letter T, such as 2009-06-26T17:00:00. The UTC offset indicates the number of hours/minutes, for example xx:xx from UTC, such as 2009-06-26T17:00:00-05:00 is defined as June 26, 2009 5:00 p.m. Eastern Time.  <i>See <a href="#">Appendix M: Time Zones</a> for more information about time zones</i>
Address/Residential	This element must be set to true in order to obtain a residential surcharge included in the estimate of shipping charges returned in the reply. To determine if an address is considered residential, use the <a href="#">Chapter 8: Address Validation Service</a> .

## Label Requirements

Table 91. Label Requirements Elements

Element	Description
LabelSpecification	To identify the format of the label you will receive, elements in the LabelSpecification complex type element should be included in the ProcessShipmentRequest (depending on your label format). More information about label printing is provided in <a href="#">Chapter 30: FedEx SmartPost Shipping</a> .

## FedEx Express U.S. Ship Reply Elements

In the ShipResponse/ProcessShipmentReply, the following elements are returned for a Ship request:

- Tracking number(s): A tracking number is assigned to all packages. For FedEx® Collect on Delivery (C.O.D.), you receive the origin shipment-status tracking number and the C.O.D. return payment tracking number.
- Rates and surcharges: For more information on the rating elements that are returned in a Ship Reply, see [Chapter 2: Rate Services](#). The maximum number of packages in one rate request is 100. For more information about multiple-piece shipments (MPS), see [FedEx Express U.S. Multiple-Package Shipments](#).
- Service commitment.
- Routing code.
- Origin commitment.
- Time-in-transit detail.
- Delivery day.
- Destination location ID.
- Station ID (where applicable).



## Reference Elements with Output Location

The ShipService WSDL uses the CustomerReferences/CustomerReferenceType element to define reference information.

Table 92. CustomerReferences/CustomerReferenceType Elements

Value	Prints
BILL_OF_LADING	Shipping label and invoice.
CUSTOMER_REFERENCE	Shipping label, FedEx Ground shipping reports, and in the Customer Reference element on the invoice.
INVOICE_NUMBER	Shipping label and invoice.
P_O_NUMBER	Shipping label and invoice.
RMA_ASSOCIATION	Shipping label and invoice.
SHIPMENT_INTEGRITY	Invoice.
STORE_NUMBER	Shipping label and invoice.

*Note: These elements can also be configured to print on the thermal label Doc-Tab. For more information, see the Doc-Tab instructions in [Chapter 12: Creating a Label](#).*

You may use reference elements to track packages or to tie packages together for a single track request.

See [Chapter 4: Tracking and Visibility Services](#) for more information.

## FedEx Express U.S. Multiple-Package Shipments

A multiple-package shipment (MPS) consists of two or more packages shipped to the same recipient.

To create a multiple-package shipment:

- The first package in the shipment request is considered the master package. Any shipment level information (TotalWeight, PackageCount,

SignatureOptions) is included on the master package. The SequenceID for this package is 1.

- In the master package reply, the tracking number assigned to this first package should be in the MasterTrackingID element for all subsequent packages. You must return the master tracking number and increment the package number (SequenceID) for subsequent packages.

*Note: The maximum number of packages in an MPS request is 200.*

## Multiple Piece Shipment Request Elements

Table 93. Multiple Piece Shipment Request Elements

Element	Package/ Shipment Level	Description
SequenceNumber	Package	Required for multiple-package shipments (MPS). Each shipment must contain a SequenceNumber. For example, the first package (also known as the master package) has a sequence number of 1. All additional packages are numbered sequentially. This number system is important because the master package carries shipment-level information.
MasterTrackingID	Package	Required for MPS tracking requests. The reply for the first package (master package) in a shipment includes the MasterTrackingID element. This element the MasterTrackingNumber. FormID is included only for C.O.D. shipments. For each subsequent ship request for an MPS, the MasterTrackingID element is required.
MasterTrackingID/ TrackingIDType	Package	Valid values are: <ul style="list-style-type: none"> <li>• EXPRESS</li> <li>• FREIGHT</li> <li>• GROUND</li> <li>• USPS</li> <li>• FEDEX</li> </ul>



Table 93. Multiple Piece Shipment Request Elements, continued

Element	Package/ Shipment Level	Description
		<i>Note: Use "FEDEX" when using the standard 34 digit barcode for FedEx Express, FedEx Ground and FedEx SmartPost.</i>
PackageCount	Shipment	Total number of packages in the MPS. Include this element in the master package request. The maximum number of packages in one rate request is 200.
TotalShipmentWeight	Shipment	Total shipment weight is added to the master package in the multiple-package shipment and contains the total weight of all packages in the shipment.

## Multiple Piece Shipment Reply Elements

Table 94. Multiple Piece Shipment Reply Elements

Element	Description
PackageSequenceNumber	Returned for all multiple piece shipment (MPS) requests. Indicates the sequence number of the package within the MPS.
MasterTrackingID	Returned in the master package reply for an MPS C.O.D. Includes tracking number and form ID.  Used when requesting child pieces in an MPS. The master tracking information will be returned in reply from the first package requested for an MPS. That master tracking information is then inserted into the requests for each additional package requested for that MPS.
MasterTrackingID/ TrackingIDType	Valid values are: <ul style="list-style-type: none"> <li>• EXPRESS</li> <li>• FREIGHT</li> <li>• GROUND</li> <li>• USPS</li> <li>• FEDEX</li> </ul>

Table 94. Multiple Piece Shipment Reply Elements, continued

Element	Description
	<i>Note: Use "FEDEX" when using the new standard 34 digit barcode for FedEx Express, FedEx Ground and FedEx SmartPost.</i>
SpecialServicesRequested/ CodDetail/ReturnTrackingId	Optional. Returned in the reply only when used with multipiece COD shipments sent in multiple transactions. Required on last transaction only.

*Note: For a FedEx Ground MPS rate request, the reply will include piece-level detail. This information is not available for FedEx Express replies. For a FedEx Express MPS rate request, the reply will include only shipment-level detail.*

## Group Multiple Piece Shipments

Multiple Piece Shipments (MPS) group multiple packages prepared with different shipping devices or technologies so that they can be tracked together.

The grouping process will create daily MPS, consisting of 2 or more packages, that have the same ship date, shipper, recipient, payor, service, delivery instructions and shipper-provided reference number. The grouping process links packages coming from the same account, same facility and multiple automation devices.

Group MPS is an opt-in process that must be enabled at the account level by FedEx Sales and Technology support per a shipper's request and shipping process. A shipper will set one reference field within FedEx shipping technology to populate with a unique shipment reference number (e.g., purchase order number).

Contact your FedEx account executive to start the enrollment process.

## Group Multiple-Piece Shipment Details

- A shipment must contain two or more packages.



## FedEx Express U.S. Shipping

---

- All packages must have the same ship date.
- All packages must have the same shipper account, address lines, city, state, postal code, and contact name.
- All packages must have the same recipient address lines, city, state, postal code, and contact name.
- All packages must have the same service type.
- All packages must have the same bill-to account.
- FedEx® Delivery Signature Options must be the same for all packages.
- FedEx® Collect on Delivery selections must be the same for all packages.
- Saturday Pickup and Delivery selection must be the same for all packages.
- Hold at FedEx Location selection must be the same for all FedEx Express packages.
- Inside Pickup and Delivery selection must be the same for all FedEx Freight packages.
- FedEx Home Delivery® convenient delivery options must be the same for all packages.
- FedEx Ground shipment integrity selection must be the same for all packages.
- For FedEx Ground, packaging type must be “your packaging” for all packages
- All packages must have the same grouping-trigger reference field value (value cannot be spaces).
- The shipper must be enrolled in the group multiple-piece shipment (MPS) program.
- Signature type must be the same.

# 14 FedEx Express Freight Services: U.S.



[FedEx Express Freight Services Details](#)

[FedEx Express Freight Services Coding Details](#)



# FedEx Express Freight Services: U.S.

If your package exceeds 150 lbs., you must use FedEx Express® Freight Services.

## FedEx Express Freight Services Details

The following service details apply:

- Freight must be shrink-wrapped and/or banded to a skid.
- Must be palletized, stackable, and forkliftable.

For more detailed information about the services offered by FedEx, see the electronic **FedEx Service Guide**.

## FedEx 1Day Freight

FedEx 1Day® Freight service provides next-business-day delivery for packages/skids weighing in excess of 150 lbs. The business rules are:

- Service days are Monday through Friday, with Saturday pickup and delivery available to many major markets.
- For intra-United Kingdom shipments, ship to an address within the U.K. and deliver within the next business day (by end of day). Supports the customer packaging type.
- A booking number is required for this service. Call 1.800.332.0807 to book your freight shipment.
- Available throughout all 50 states; Hawaii service is to and from the island of Oahu only. Not available to Puerto Rico.
- Skid and/or package size and weight: Exceeding 119" in length or 80" in width or 70" in height. Individual packages and/or skids greater than 151 lbs. Skids weighing in excess of 2,200 lbs. require prior approval by FedEx.
- The following special services are allowed (depending on the destination location): Saturday Service, [Chapter 20: Dangerous Goods](#), [Chapter 18: FedEx Express Collect on Delivery \(C.O.D.\)](#), [Chapter 23: Hold at FedEx Location](#), and [Chapter 16: FedEx Priority Alert Options](#) (for contracted accounts only).

[Location](#), and [Chapter 16: FedEx Priority Alert Options](#) (for contracted accounts only).

## FedEx 2Day Freight

FedEx 2Day® Freight services provide delivery in 2 business days for packages or skids weighing in excess of 150 lbs. The business rules are as follows:

- Service days are Monday through Friday, with Saturday pickup and delivery available to many major markets.
- Available throughout all 50 states; Hawaii service is to and from the island of Oahu only. Not available to Puerto Rico.
- Skid and/or package size and weight: Exceeding 119" in length or 80" in width or 70" in height. Individual packages/skids greater than 151 lbs. Skids weighing in excess of 2,200 lbs. require prior approval by FedEx.
- The following special services are allowed (depending on destination location): Saturday Service, [Chapter 20: Dangerous Goods](#), [Chapter 18: FedEx Express Collect on Delivery \(C.O.D.\)](#), [Chapter 23: Hold at FedEx Location](#), and [Chapter 16: FedEx Priority Alert Options](#) (for contracted accounts only).

## FedEx 3Day Freight

FedEx 3Day® Freight services provide delivery in 3 business days for packages or skids weighing in excess of 150 lbs. The business rules are as follows:

- Service days are Monday through Friday with Saturday pickup available to many major markets.
- Available throughout all states except Alaska and Hawaii. Not available to Puerto Rico.
- Skid and/or package size and weight: Exceeding 119" in length or 80" in width or 70" in height. Individual packages and/or skids greater than 151 lbs. Skids weighing in excess of 2,200 lbs. require prior approval by FedEx.



# FedEx Express Freight Services: U.S.

- The following special services are allowed (depending on destination location): [Chapter 20: Dangerous Goods](#), [Chapter 18: FedEx Express Collect on Delivery \(C.O.D.\)](#), [Chapter 23: Hold at FedEx Location](#), and [Chapter 16: FedEx Priority Alert Options](#) (for contracted accounts only).

## FedEx First Overnight Freight

FedEx First Overnight® Freight business rules are as follows:

- Service days are Monday through Friday, with Saturday pickup and delivery service available in major markets.
- Available within all 50 U.S. states including Hawaii (only to the island of Oahu), and not available to and from Puerto Rico or transborder countries.
- Next-business-day delivery by 9:00 a.m. or 10:30 a.m. to most primary service area ZIP codes.
- Pallet or skid size guidelines: up to 70" in height, 119" in length, or 80" in width.
- Individual pallets/skids weighing in excess of 2200 lbs. or larger than 70" in height, 119" in length, or 80" in width require prior approval by calling FedEx Express® Freight Services Customer Service at 1.800.332.0807.
- Packaging type: Customer's Own.
- Maximum declared value is \$50,000.
- Advance confirmation required. Book space using FedEx Ship Manager® at [fedex.com](http://fedex.com) or by calling 1.800.332.0807.
- Options include Saturday Service, Dangerous Goods, support for Inaccessible Dangerous Goods (IDG), Accessible Dangerous Goods (ADG) and Dry Ice Shipments, Inside Pickup and Delivery, and Shipment Notification in the Ship Request that includes FedEx Priority Alert (for contracted accounts only), Ship Alert, Exception, and Delivery.

## Inside Pickup and Delivery

For FedEx Express® Freight Services, you may request inside pickup and/or inside delivery. Inside pickup and delivery options are intended for customers who do not have the necessary equipment to move shipments to the loading area. FedEx moves shipments from positions beyond the pickup or delivery site which are directly accessible from the curb and are no more than 50 feet inside the outermost door.

FedEx Inside Pickup and FedEx Inside Delivery are available for FedEx 1Day Freight, FedEx 2Day Freight and FedEx 3Day Freight services and do not require special service contracts with FedEx. If a shipment breakdown is needed to fit a shipment through a doorway, additional charges may be assessed. FedEx does not provide piece count or piece verification when a breakdown of a freight shipment occurs at the delivery site.

## FedEx Express Freight Services Coding Details

Before you begin coding FedEx Express Freight Services U.S., you should know:

- Freight shipping weight must exceed 150 lbs.
- You should use the ServiceAvailability Service to determine what freight services are available for your origin/destination pair.

For more detailed information about the services offered by FedEx, see the electronic **FedEx Service Guide**.

FedEx Express Freight Services U.S. are included in the ShipService WSDL. In addition to the basic shipping elements required for a FedEx Express shipment, the following elements are available:



# FedEx Express Freight Services: U.S.

Table 95. U.S. ExpressFreightDetail Elements

Element	Description
ExpressFreightDetail/ BookingConfirmationNumber	Optional. An advance booking number is optional for FedEx 1Day Freight. When you call 1.800.332.0807 to book your freight shipment, you will receive a booking number. This booking number is included in the Ship request, and prints on the shipping label.

Table 95. U.S. ExpressFreightDetail Elements, continued

Element	Description
ExpressFreightDetail/ PackingListEnclosed	Optional. If you enclose a packing list with your FedEx Express Freight Services shipment, this element informs FedEx operations that shipment contents can be verified on your packing list.

*Note: Additional services available for FedEx Express Freight Services U.S. include: Saturday Service, [Chapter 20: Dangerous Goods](#), [Chapter 18: FedEx Express Collect on Delivery \(C.O.D.\)](#), [Chapter 23: Hold at FedEx Location](#).*



# 15 Delivery Signature Services



[Delivery Signature Service Details](#)

[Delivery Signature Coding Rules](#)



# Delivery Signature Services

Shippers can choose from three FedEx® Delivery Signature Options for FedEx Express® and FedEx Ground® shipments:

Table 96. Delivery Signature Services

Option	Service Description	Restrictions	Special Fees
Indirect Signature Required	FedEx obtains a signature in one of three ways: <ul style="list-style-type: none"> <li>From any person at the delivery address.</li> <li>From a neighbor, building manager, or other person at a neighboring address.</li> <li>The recipient can sign a FedEx door tag authorizing release of the package without anyone present.</li> </ul>	Not available for shipments to nonresidential addresses.	A surcharge applies.
Direct Signature Required	FedEx obtains a signature from any person at the delivery address. If no one is at the address, FedEx will reattempt delivery; Direct Signature Required overrides any recipient release that may be on file for deliveries to nonresidential addresses.		A surcharge applies.
Adult Signature Required	FedEx obtains a signature from any person at least 21 years old (government-issued photo identification required) at the delivery address. If no one is at the address, FedEx will reattempt delivery. Adult Signature Required overrides any recipient release that may be on file for deliveries to nonresidential addresses.		A surcharge applies.

## Delivery Signature Service Details

- Once a shipment has been given to FedEx, you may not change the signature option.
- Direct Signature Required is not available for Hold at FedEx Location..
- Adult Signature Required is available for [Chapter 23: Hold at FedEx Location](#).

- All packages in a multiple-package shipment must have the same FedEx Delivery Signature Option.
- All pieces with a declared value of \$500USD or \$500CAD or greater require a signature. Direct Signature Required is the default service and is provided at no additional cost. If you are shipping a multiple-package shipment and one or more packages has a declared value of \$500USD/ CAD or greater, process the package with the lowest value first to avoid multiple delivery charges.

For more detailed information about the services offered by FedEx, see the electronic **FedEx Service Guide**.

## Delivery Signature Coding Rules

- Signature services are supported at the package level for all FedEx Express® and FedEx Ground® services except for FedEx® Collect on Delivery (C.O.D.), where they are supported at the shipment level.
- You may choose “No Signature Required” as a valid signature service option in addition to the three signature requirements.
- An adult signature is required for [Chapter 20: Dangerous Goods](#) and alcohol shipments. An adult signature may also be required for shipments containing adult materials or firearms. However, FedEx Web Services cannot edit or monitor the use of an adult signature for these types of shipments. It is your responsibility to choose the Adult Signature Required option.
- Signature service requirements are the same for FedEx Express and FedEx Ground U.S. shipments.
- A signature option is required for international origins shipped to the United States.



# Delivery Signature Services

## Delivery Signature Elements

In the ShipService WSDL, the following elements are required to designate a signature option:

Table 97. Delivery Signature Elements

Element	Description
SignatureOptionDetail/OptionType	Five choices are available: <ul style="list-style-type: none"> <li>• ADULT</li> <li>• DIRECT</li> <li>• INDIRECT</li> </ul>

Table 97. Delivery Signature Elements, continued

Element	Description
	<ul style="list-style-type: none"> <li>• NO_SIGNATURE_REQUIRED</li> <li>• SERVICE_DEFAULT</li> </ul> <p><i>Note: If you choose SERVICE_DEFAULT, FedEx Web Services selects the appropriate signature option for your shipping service. For example, if you ship a <a href="#">Chapter 20: Dangerous Goods</a> shipment, the DIRECT signature option is chosen for you.</i></p> <p><i>For residential FedEx International Ground® shipments from Canada to the U.S., two valid signature options are allowed:</i></p> <ul style="list-style-type: none"> <li>• NO_SIGNATURE_REQUIRED</li> <li>• DIRECT</li> </ul>

# 16 FedEx Priority Alert Options



[FedEx Priority Alert Service Details](#)



# FedEx Priority Alert Options

Our customer's needs are global. FedEx stays ahead of those needs by expanding its specialized package monitoring service to more than 70 countries spanning the globe — bringing the world closer to you. This expanded service applies to inbound and outbound shipments and provides peace of mind that sensitive shipments will arrive quickly, safely and securely.

FedEx Priority Alert™ comes with a promise of proactive monitoring and 24-hour connectivity so you know where your shipment is every step of the way. Dedicated support from FedEx means security for you when it matters most.

FedEx Priority Alert Plus™ comes with an even higher guarantee — proactive defense. In the unlikely case of a delay, your critical, temperature-sensitive shipment (typically healthcare-related) will get the necessary intervention, such as dry ice replenishment, gel pack reconditioning and access to cold storage. FedEx understands the on-time delivery of critical shipments can save lives. We offer added assurance that your urgent package will be closely watched from the time of departure until it's safely delivered.

Pink means priority. Priority Alert packages come equipped with bright pink tape around the package, signaling their priority status when it comes to loading and unloading.

FedEx Priority Alert™ and FedEx Priority Alert Plus™ are specialized contract-only, fee-based services that combine 24/7 support, advanced shipment monitoring, proactive notification and customized package recovery for critical and time-sensitive shipments. Shipments receive priority boarding and priority clearance handling. For ease of visibility, all FedEx Priority Alert™ information is printed on the FedEx ASTRA label. A per package surcharge is associated with FedEx Priority Alert™ service.

FedEx Priority Alert Plus™ includes all the FedEx Priority Alert™ features of the highest level of advanced monitoring for time and temperature sensitive shipments catering to the financial, aerospace, electronics manufacturing and healthcare industries, plus these options:

- Dry Ice Replenishment
- Gel Pack Replacement
- Cold Storage

As with FedEx Priority Alert™, a surcharge is associated with this special service.

## FedEx Priority Alert Service Details

The FedEx Priority Alert and Priority Alert Plus services are supported as an option for the following shipment services:

- FedEx First Overnight®
- FedEx First Overnight® Freight (for contracted accounts only)
- FedEx Priority Overnight®
- FedEx 1Day® Freight (Express)
- FedEx International Priority®
- FedEx International First®
- FedEx Europe First®
- FedEx International Priority® Freight

Shipment Special Services:

- Saturday Delivery
- Weekday Delivery
- Hold Saturday
- Hold at FedEx Location

Package Special Services:

- Dangerous Goods
- Dry Ice



# FedEx Priority Alert Options

- Signature Service Option

FedEx Priority Alert and Priority Alert Plus require a service contract. If you are interested in signing up for FedEx Priority Alert options, contact your FedEx account executive.

## FedEx Priority Alert Coding Details

In addition to the basic complex elements required for all ship requests described in the [Chapter 1: Introduction](#), the following elements are required for the FedEx Priority Alert feature:

### Basic Complex Elements

Table 98. Priority Alert Basic Complex Elements

Element	Description	Level
SpecialServicesRequested/ SpecialServiceTypes	Identifies the special service type at the package level. Specify PRIORITY_ALERT to notify customers in the event that a critical shipment is delayed.	Package
SpecialServicesRequested/ PriorityAlertDetail/Content	Optional. Specify any associated details to include with FedEx Priority Alert Notification.	Package

Table 98. Priority Alert Basic Complex Elements, continued

Element	Description	Level
SpecialServicesRequested/ PriorityAlertDetail/ EnhancementTypes	Identifies the Priority Alert special service type at the package level. Specify PRIORITY_ALERT_PLUS which includes intervention to protect shipment contents.	Package

### Additional Reply Elements

Table 99. Priority Alert Additional Reply Elements

Element	Description	Level
Surcharges/SurchargeType	Identifies the surcharge type returned. For Priority Alert surcharges, this value is returned as PRIORITY_ALERT.	Shipment/ Package
Surcharges/Description	Description of surcharge type returned.	Shipment/ Package
Surcharges/Amount/Currency	Currency Code of surcharge amount returned.	Shipment/ Package
Surcharges/Amount/Amount	Amount of surcharge returned.	Shipment/ Package

# 17 Saturday Service



[Saturday Ship and Delivery Service Details](#)

[Saturday Ship and Delivery Coding Details](#)



In the ShipService WSDL, you may choose Saturday pickup or Saturday delivery services for your FedEx Express® shipments for an additional surcharge.

## Saturday Ship and Delivery Service Details

The following service details apply:

- Saturday delivery is available for the following FedEx Express U.S. service types:
  - FedEx Priority Overnight®
  - FedEx 2Day®
  - FedEx 2Day® A.M.
  - FedEx 1Day® Freight
  - FedEx 2Day® Freight
  - FedEx First Overnight® Freight
- Saturday pickup is available for the following FedEx Express U.S. service types:
  - FedEx Priority Overnight
  - FedEx Standard Overnight®
  - FedEx 2Day
  - FedEx Express Saver®
  - FedEx First Overnight Freight

- Saturday Hold at Location service is available for the following FedEx Express U.S. service types:
  - FedEx Priority Overnight
  - FedEx 2Day
- To determine if [Chapter 17: Saturday Service](#) is available for your shipment origin/destination pair, use the [Chapter 3: Package Movement Information Service](#) WSDL ServiceAvailabilityRequest.

For more detailed information about the services offered by FedEx, see the electronic **FedEx Service Guide**.

## Saturday Ship and Delivery Coding Details

Saturday service is included in the ShipService WSDL. The following elements are required:

Table 100. Saturday Ship and Delivery Request Elements

Element	Description
RequestedShipment/ SpecialServicesRequested/ SpecialServiceTypes	<p>Two elements must be included in the ShipService WSDL for Saturday services:</p> <ul style="list-style-type: none"> <li>• SATURDAY_DELIVERY: The ship date and service must equal a Saturday delivery date. For example, if you choose FedEx Priority Overnight and your ship date is Thursday, Saturday delivery is not allowed.</li> <li>• SATURDAY_PICKUP: Ship date must equal a Saturday date for this option.</li> </ul> <p><i>Note: A Hold At FedEx Location Saturday Delivery indication can be implemented by setting the SpecialServicesRequested to be both HOLD_AT_LOCATION and SATURDAY_DELIVERY.</i></p>



# 18 FedEx Express Collect on Delivery (C.O.D.)



[Express C.O.D. Service Details](#)

[FedEx Express C.O.D. Coding Details](#)

[Single C.O.D. Shipments](#)

[Multiple Piece Shipment C.O.D. Request Elements](#)

[Multiple Piece Shipment C.O.D. Reply Elements](#)



# FedEx Express Collect on Delivery (C.O.D.)

The FedEx® Collect on Delivery (C.O.D.) option allows you to designate the amount of money that the FedEx Express courier collects from your recipient when the package is delivered. Enrollment is not required. Your recipient can pay by personal check, money order, cashier's check, company check, official check, or certified check. FedEx returns payment to you the next business day by FedEx Standard Overnight® (where available; otherwise, FedEx 2Day®). An additional surcharge applies to C.O.D. shipments.

## Express C.O.D. Service Details

The following service details apply to FedEx C.O.D.:

- C.O.D. service is not available with FedEx SameDay® or FedEx First Overnight®. C.O.D. services is not available to and from extended services areas for FedEx Express® Freight Services shipments. Also, C.O.D. service is not available to and from Puerto Rico or other international locations.
- These services allow C.O.D.: FedEx Priority Overnight®, FedEx Standard Overnight, FedEx 2Day, FedEx 2Day® A.M., FedEx Express Saver® and FedEx Freight.
- C.O.D. is not available for FedEx First Overnight.
- C.O.D. is not available for international shipments.
- C.O.D. is not available for intra-Canada or intra-Mexico FedEx Express shipments.
- [Chapter 20: Dangerous Goods](#) may be shipped using the C.O.D. service.
- [Chapter 23: Hold at FedEx Location](#) is allowed with the C.O.D. service.

For more detailed information about the services offered by FedEx, see the electronic **FedEx Service Guide**.

## FedEx Express C.O.D. Coding Details

Before you begin coding C.O.D., you should know:

- Two labels are returned in the Ship reply: one outbound label to ship the package and one inbound label to return payment to you.
- Valid payment types are:
  - Secured: cashier's check, official check, or money order.
  - Unsecured: personal check, certified check, cashier's check, official check, money order, or company check.
- To code C.O.D. shipments as multiple-piece shipments (MPS), you must submit multiple ship requests. You must submit a ship request for the master package and one ship request for each child package in the MPS. See [Single C.O.D. Shipments](#) for more information about the multiple occurrence elements. For C.O.D. multiple-package shipments, a shipping label prints for each package, and one C.O.D. return label prints to return payment to you.
- You may override your shipper address to return the payment to a different location.
- FedEx Express C.O.D. is requested using the ShipService WSDL. In addition to the basic shipping elements required for a FedEx Express shipment, the following elements are available:

For more detailed information about the services offered by FedEx, see the electronic **FedEx Service Guide**.

## Single C.O.D. Shipments

Table 101. Single C.O.D. Shipment Elements

Element	Package/ Shipment Level	Description
RequestedShipment/ ShipmentSpecialServicesRequested/ SpecialServiceTypes	Shipment	This element should be set to COD for a single COD package. For an multiple-piece shipment (MPS) C.O.D., the master package



# FedEx Express Collect on Delivery (C.O.D.)

Table 101. Single C.O.D. Shipment Elements, continued

Element	Package/ Shipment Level	Description
		(first package in the sequence) must include this element.
Weight	Package	Individual package weight is required for all shipments. The Weight element includes Weight/Units and Weight/Value. Values for Weight/Units are: <ul style="list-style-type: none"> <li>• LB</li> <li>• KG</li> </ul> Weight/Value is entered with one explicit decimal position.
Dimensions	Package	Optional for customer packages. Not allowed for FedEx package types. The Dimensions element include: <ul style="list-style-type: none"> <li>• Width</li> <li>• Height</li> <li>• Length</li> <li>• Units</li> </ul> Dimensions/Units values are: <ul style="list-style-type: none"> <li>• CM</li> <li>• IN</li> </ul>
SpecialServicesRequested/ CodCollectionAmount	Package	Valid values are: <ul style="list-style-type: none"> <li>• Currency: Currency type for C.O.D. For U.S. Express shipments, the currency type is USD.</li> <li>• Amount: The total amount to be collected. For multiple-package shipments, the element must be included on each package and include the total collection amount minus transportation charges.</li> </ul>

Table 101. Single C.O.D. Shipment Elements, continued

Element	Package/ Shipment Level	Description
		<i>Note: The collection amount must be added to each package in an MPS C.O.D. shipment.</i>
CodDetail/ CodAddTransportationChargesDetail	Shipment	Optional. This element allows you to add transportation charges to the C.O.D. collection amount.  Valid values are: <ul style="list-style-type: none"> <li>• ADD_ACCOUNT_COD_SURCHARGE</li> <li>• ADD_ACCOUNT_NET_CHARGE</li> <li>• ADD_ACCOUNT_NET_FREIGHT</li> <li>• ADD_ACCOUNT_TOTAL_C</li> <li>• CUSTOMER_CHARGE</li> <li>• ADD_LIST_COD_SURCHARGE</li> <li>• ADD_LIST_NET_CHARGE</li> <li>• ADD_LIST_NET_FREIGHT</li> <li>• ADD_LIST_TOTAL_CUSTOMER_CHARGE</li> </ul>
CodDetail/ CodAddTransportationChargesDetail/ RateTypeBasis	Shipment	The rate type. Valid values are: <ul style="list-style-type: none"> <li>• ACCOUNT: Uses the customer's account rate as the basis for the additional charge calculation.</li> <li>• LIST: Uses the FedEx List rate as the basis for the additional charge calculation.</li> </ul>
CodDetail/ CodAddTransportationChargesDetail/ ChargeBasis	Shipment	Valid values are: <ul style="list-style-type: none"> <li>• COD_SURCHARGE: Adds the COD surcharge amount to the collect amount.</li> <li>• NET_CHARGE: Adds the net freight plus surcharges and taxes to the collect amount.</li> </ul>



# FedEx Express Collect on Delivery (C.O.D.)

Table 101. Single C.O.D. Shipment Elements, continued

Element	Package/ Shipment Level	Description
		<ul style="list-style-type: none"> <li>NET_FREIGHT: Adds the base freight charge minus discounts to the collect amount.</li> <li>TOTAL_CUSTOMER_CHARGE: Adds the net freight charge plus variable handling to the collect amount.</li> </ul>
CodDetail/ AddTransportationChargesDetail/ ChargeBasisLevel	Shipment	Valid values are: <ul style="list-style-type: none"> <li>CURRENT_PACKAGE: Adds the current package charge basis to the COD amount.</li> <li>SUM_OF_PACKAGES: Adds the charge basis for all packages in the shipment to the COD amount.</li> </ul> <p><i>Note: For Express shipments, the COD amount is calculated only at the shipment level; therefore, both of these values use the shipment totals.</i></p>
CodDetail/CollectionType	Shipment	Required. Valid values are: <ul style="list-style-type: none"> <li>ANY</li> <li>CASH</li> <li>COMPANY_CHECK</li> <li>GUARANTEED_FUNDS</li> <li>PERSONAL_CHECK</li> </ul>
CodDetail/CodRecipient	Shipment	The C.O.D. return label uses your shipper information as the recipient for the C.O.D. payment. To override this address, the following elements are required: <ul style="list-style-type: none"> <li>Contact</li> <li>Company (if contact is not supplied)</li> <li>City</li> </ul>

Table 101. Single C.O.D. Shipment Elements, continued

Element	Package/ Shipment Level	Description
		<ul style="list-style-type: none"> <li>Country</li> <li>State</li> <li>PostalCode</li> <li>Phone</li> <li>Residential (for residential addresses)</li> </ul>
CodDetail/ FinancialInstitutionContactAnd Address	Shipment	When the FedEx COD payment type is not CASH, indicates the contact and address of the financial institution used to service the payment of the COD.
CodDetail/RemitToName	Shipment	Specifies the name of the person or company receiving the secured/unsecured funds payment.
CodDetail/ReferenceIndicator	Shipment	Optional. If you want reference information added to the return C.O.D. label, use this element. Values are: <ul style="list-style-type: none"> <li>INVOICE</li> <li>PO</li> <li>REFERENCE</li> <li>TRACKING</li> </ul>
CodDetail/ReturnTrackingId	Shipment	Only used with multi-piece COD shipments sent in multiple transactions. Required on last transaction only.

## Multiple Piece Shipment C.O.D. Request Elements

*Note: The maximum number of packages in an multiple-piece shipment (MPS) request is 200.*



# FedEx Express Collect on Delivery (C.O.D.)

Table 102. Multiple Piece Shipment C.O.D. Request Elements

Element	Package/ Shipment Level	Description
RequestedPackageLineItems/ SequenceNumber	Package	Required for multiple-package shipments. Each C.O.D. shipment must contain a SequenceNumber. For example, the first package (also known as the master package) has a sequence number of 1. All additional packages are numbered sequentially. This number system is important because the master package carries shipment-level information.
MasterTrackingId	Package	Required for multiple-package shipments. The reply for the first package (master package) in a C.O.D. shipment includes the MasterTrackingId element. This element includes both the MasterTrackingNumber and FormID. For each subsequent ship request for an multiple piece shipment C.O.D., the MasterTrackingId (with MasterTrackingNumber and FormID) element is required.
PackageCount	Shipment	Total number of packages in the multiple-piece C.O.D. shipment. Include this element in the master package request. The maximum number of packages in one rate request is 100.
TotalWeight	Shipment	Total shipment weight is added to the master package in the multiple-package shipment and contains the total weight of all packages in the shipment.
CodReturnTrackingId	Shipment	The CodReturnTrackingId (including TrackingNumber and FormID) is returned in the master package reply. This ID is required on the final package in an multiple-piece C.O.D. shipment.

## Multiple Piece Shipment C.O.D. Reply Elements

Table 103. Multiple Piece Shipment C.O.D. Reply Elements

Element	Description
CreatePendingShipmentReply/ CompletedShipmentDetail/MasterTrackingId/ TrackingNumber	Returned in the master package reply for an MPS C.O.D. Includes tracking number and form ID.
CreatePendingShipmentReply/ CompletedShipmentDetail/CompletedPackageDetail/ CodReturnPackageDetail/CollectionAmount	Total amount printed on the C.O.D. return label. Includes both C.O.D. collection amount and transportation charges (if included in the Ship request).
CreatePendingShipmentReply/ CompletedShipmentDetail/CompletedCodDetail/ CollectionAmount	The amount to be collected for the shipment.
CreatePendingShipmentReply/ CompletedShipmentDetail/CompletedCodDetail/ AdjustmentType	Specifies the type of adjustment that was performed to the COD collection amount during rating.
CompletedShipmentDetail/AssociatedShipments	Provides the customer with the Delivery on Invoice Acceptance data.

*Note: Additional shipping options like [Chapter 20: Dangerous Goods](#) and [Chapter 23: Hold at FedEx Location](#) are available for C.O.D. shipments. Information for each of these options is provided in the applicable topic. For C.O.D. multiple-piece shipments, you may request additional options either on the package level or the shipment level:*

Table 104. Multiple Piece Shipment C.O.D. Additional Shipping Options Reply Elements

Shipping Option	Package vs. Shipment Level
Delivery Signature Options	Shipment
Hazardous Materials	Shipment
Dry Ice	Shipment



# FedEx Express Collect on Delivery (C.O.D.)

Table 104. Multiple Piece Shipment C.O.D. Additional Shipping Options Reply Elements, continued

Shipping Option	Package vs. Shipment Level
Reference Elements	Package
Shipment Notification	Shipment
Future Day	Shipment
Hold at Location	Shipment

Table 104. Multiple Piece Shipment C.O.D. Additional Shipping Options Reply Elements, continued

Shipping Option	Package vs. Shipment Level
Inside Delivery	Shipment
Inside Pickup	Shipment
Saturday Services	Shipment
Variable Handling Charge	Package

# 19 FedEx Ground U.S. Collect On Delivery (C.O.D.)



[FedEx Ground C.O.D. Coding Details](#)

[Ground E.C.O.D.](#)



# FedEx Ground U.S. Collect On Delivery (C.O.D.)

FedEx Ground® C.O.D. allows the shipper to designate the amount of money that the FedEx Ground driver collects from the recipient when a package is delivered. If the FedEx Ground driver collects guaranteed funds, or a company and/or personal check, the payment is sent directly to the shipper via U.S. mail. If cash is collected, by the next business day, FedEx Ground issues a check to the shipper in the amount of the cash collected. The FedEx issued check is sent to the shipper using the U.S. Postal Service. The shipper must designate the type of payment to be collected by FedEx Ground. FedEx Ground C.O.D. is not available with the FedEx Home Delivery® service. Available options with FedEx Ground C.O.D.:

- [Chapter 15: Delivery Signature Services](#)
- [Chapter 21: Hazardous Materials \(FedEx Ground U.S.\)](#)
- Additional handling options are available in [Chapter 29: FedEx Ground U.S. Shipping](#).

*Note: FedEx offers a FedEx Ground® Electronic C.O.D. (E.C.O.D.) option. When you contract to use this option, FedEx electronically deposits your C.O.D. payment into your bank account within 24 to 48 hours of collection. Because E.C.O.D. is a contract service, you must contact your FedEx account executive to register for this option. No additional entries are required to create an E.C.O.D. shipment in the Ship request.*

For more detailed information about the services offered by FedEx, see the electronic **FedEx Service Guide**.

## FedEx Ground C.O.D. Coding Details

Before you begin coding FedEx Ground C.O.D., you should know:

- Two labels print at ship time: one inbound label to ship the package and one outbound label to return payment to you.
- Valid payment amounts are:
  - Secured — cashier’s check, official check, or money order
  - Unsecured — personal check, certified check, cashier’s check, official check, money order, or company check
- C.O.D. shipments can be coded as multiple-package shipments (MPS). This means that you must create multiple C.O.D. packages using multiple Ship requests. These packages must be going to the same destination with the same service type. See [Single and Multiple Piece C.O.D. Shipments](#) for more information about multiple occurrence elements. For C.O.D. MPS, a shipping label prints for each package, and one C.O.D. return label prints to return payment to you.
- You may override your shipper address if you want the payment returned to a different location.

## Single and Multiple Piece C.O.D. Shipments

FedEx Ground C.O.D. is requested using the ShipService WSDL. In addition to the basic shipping elements required for a FedEx Ground shipment, the following elements are available:

Table 105. Single and C.O.D. Multiple Piece Shipment Elements

Element	Package/ Shipment Level	Description
RequestedShipment/ ShipmentSpecialServicesRequested/ SpecialServiceTypes	Shipment	This element should be set to COD for a single C.O.D. package. For a C.O.D. multiple-piece shipment (MPS), the master package (first package in the sequence) must include this element.  <i>Note: The COD special service type and associated information are added at the package level under RequestedPackageLineItems.</i>
Weight	Package	Individual package weight is required for all shipments. The Weight element





# FedEx Ground U.S. Collect On Delivery (C.O.D.)

Table 105. Single and C.O.D. Multiple Piece Shipment Elements, continued

Element	Package/ Shipment Level	Description
		includes Weight/Units and Weight/Value. Values for Weight/Units are: <ul style="list-style-type: none"> <li>• LB</li> <li>• KG</li> </ul> Weight/Value is entered with one explicit decimal position.
Dimensions	Package	Optional for customer packages. Not allowed for FedEx package types. The Dimensions element includes: <ul style="list-style-type: none"> <li>• Width</li> <li>• Height</li> <li>• Length</li> <li>• Units</li> </ul> Dimensions/Units values are: <ul style="list-style-type: none"> <li>• CM</li> <li>• IN</li> </ul>
CodDetail/CollectionAmount	Package	Valid values are: <ul style="list-style-type: none"> <li>• Currency: Currency type for C.O.D. For U.S. Express shipments, the currency type is U.S.</li> <li>• Amount: The total amount to be collected. For MPS, the element must be included on each package and include the total collection amount minus transportation charges.</li> </ul> <p><i>Note: The collection amount must be added to each package in an MPS C.O.D. shipment. Since FedEx Ground packages do not travel together and may be delivered at different times, you</i></p>

Table 105. Single and C.O.D. Multiple Piece Shipment Elements, continued

Element	Package/ Shipment Level	Description
		<i>should add the value for the individual packages to be collected.</i>
CodAddTransportationChargesDetail/RateTypeBasis	Shipment	Optional. Select the type of rate from which the element is to be selected. Valid values are: <ul style="list-style-type: none"> <li>• ACCOUNT: Uses the customer's account rate as the basis for the additional charge calculation.</li> <li>• LIST: Uses the FedEx List rate as the basis for the additional charge calculation.</li> </ul>
CodAddTransportationChargesDetail/ChargeBasis		Valid values are: <ul style="list-style-type: none"> <li>• COD_SURCHARGE: Adds the COD surcharge amount to the collect amount.</li> <li>• NET_CHARGE: Adds the net freight plus surcharges and taxes to the collect amount.</li> <li>• NET_FREIGHT: Adds the base freight charge minus discounts to the collect amount.</li> <li>• TOTAL_CUSTOMER_CHARGE: Adds the net freight charge plus variable handling to the collect amount.</li> </ul>
CodAddTransportationChargesDetail/ChargeBasisLevel		Valid values are: <ul style="list-style-type: none"> <li>• CURRENT_PACKAGE: Adds the current package charge basis to the COD amount.</li> <li>• SUM_OF_PACKAGES: Adds the charge basis for all packages in the shipment to the COD amount.</li> </ul>



# FedEx Ground U.S. Collect On Delivery (C.O.D.)

Table 105. Single and C.O.D. Multiple Piece Shipment Elements, continued

Element	Package/ Shipment Level	Description
		<i>Note: For Express shipments, the COD amount is calculated only at the shipment level; therefore, both of these values use the shipment totals.</i>
CodRecipient	Shipment	The C.O.D. return label uses your shipper information as the recipient for the C.O.D. payment. To override this address, the following elements are required: <ul style="list-style-type: none"> <li>• Contact</li> <li>• Company (if contact is not supplied)</li> <li>• City</li> <li>• Country</li> <li>• State</li> <li>• PostalCode</li> <li>• Telephone</li> <li>• Residential (for residential addresses)</li> </ul>
CodDetail/CollectionType	Shipment	Required. Valid values are: <ul style="list-style-type: none"> <li>• ANY</li> <li>• CASH</li> <li>• COMPANY_CHECK</li> <li>• GUARANTEED_FUNDS</li> <li>• PERSONAL_CHECK</li> </ul>
CodDetail/CodRecipient	Shipment	For Express, this is the descriptive data that is used for the recipient of the FedEx Letter containing the COD payment. For Ground, this is the descriptive data for the party to receive

Table 105. Single and C.O.D. Multiple Piece Shipment Elements, continued

Element	Package/ Shipment Level	Description
		the payment that prints the COD receipt.
CodDetail/FinancialInstitutionContact AndAddress	Shipment	When the FedEx COD payment type is not CASH, indicates the contact and address of the financial institution used to service the payment of the COD.
RemitToName	Shipment	Specifies the name of the person or company receiving the secured/ unsecured funds payment.
CodDetail/ReferenceIndicator	Shipment	Optional. If you want reference information added to the return C.O.D. label, use this element. Values are: <ul style="list-style-type: none"> <li>• INVOICE</li> <li>• PO</li> <li>• REFERENCE</li> <li>• TRACKING</li> </ul>
ReturnTrackingId	Shipment	Only used with multiple-piece C.O.D. shipments sent in multiple transactions. Required on last transaction only.

## Example C.O.D. Transaction

```
<q0:ProcessShipmentRequest>
  <q0:WebAuthenticationDetail>
    <q0:UserCredential>
      <q0:Key>XXXXXXXXXX</q0:Key>
      <q0>Password>XXXXXXXXXX</q0>Password>
    </q0:UserCredential>
  </q0:WebAuthenticationDetail>
  <q0:ClientDetail>
    <q0:AccountNumber>XXXXXXXXXX</q0:AccountNumber>
```



# FedEx Ground U.S. Collect On Delivery (C.O.D.)

```

    <q0:MeterNumber>XXXXXXXXXX</q0:MeterNumber>
  </q0:ClientDetail>
  <q0:TransactionDetail>
    <q0:CustomerTransactionId>** TEST TRANSACTION
**</q0:CustomerTransactionId>
  </q0:TransactionDetail>
  <q0:Version>
    <q0:ServiceId>ship</q0:ServiceId>
    <q0:Major>12</q0:Major>
    <q0:Intermediate>0</q0:Intermediate>
    <q0:Minor>0</q0:Minor>
  </q0:Version>
  <q0:RequestedShipment>
    <q0:ShipTimestamp>2012-05-07T20:53:40.250Z</q0:ShipTimestamp>
    <q0:DropoffType>REGULAR_PICKUP</q0:DropoffType>
    <q0:ServiceType>STANDARD_OVERNIGHT</q0:ServiceType>
    <q0:PackagingType>YOUR_PACKAGING</q0:PackagingType>
    <q0:Shipper>
      <q0:Contact>
        <q0:PersonName>Mr. Test</q0:PersonName>
        <q0:CompanyName>Widgets Inc.</q0:CompanyName>
        <q0:PhoneNumber>9015551212</q0:PhoneNumber>
      </q0:Contact>
      <q0:Address>
        <q0:StreetLines>3318 Pembridge Street</q0:StreetLines>
        <q0:City>Thousand Oaks</q0:City>
        <q0:StateOrProvinceCode>CA</q0:StateOrProvinceCode>
        <q0:PostalCode>91360</q0:PostalCode>
        <q0:CountryCode>US</q0:CountryCode>
      </q0:Address>
    </q0:Shipper>
    <q0:Recipient>
      <q0:Contact>
        <q0:PersonName>Jean Austin</q0:PersonName>
        <q0:CompanyName>Widgets</q0:CompanyName>
        <q0:PhoneNumber>9015551212</q0:PhoneNumber>
      </q0:Contact>
      <q0:Address>
        <q0:StreetLines>123 Main Street</q0:StreetLines>
        <q0:City>Atlanta</q0:City>
        <q0:StateOrProvinceCode>GA</q0:StateOrProvinceCode>
        <q0:PostalCode>30303</q0:PostalCode>
        <q0:CountryCode>US</q0:CountryCode>
        <q0:Residential>true</q0:Residential>
      </q0:Address>
    </q0:Recipient>
    <q0:ShippingChargesPayment>
      <q0:PaymentType>SENDER</q0:PaymentType>
      <q0:Payor>
        <q0:ResponsibleParty>
          <q0:AccountNumber>XXXXXXXXXX</q0:AccountNumber>
          <q0:Contact/>
        </q0:ResponsibleParty>
      </q0:Payor>
    </q0:ShippingChargesPayment>
    <q0:SpecialServicesRequested>
      <q0:SpecialServiceTypes>COD</q0:SpecialServiceTypes>
      <q0:CodDetail>
        <q0:CodCollectionAmount>
          <q0:Currency>USD</q0:Currency>
          <q0:Amount>100.00</q0:Amount>
        </q0:CodCollectionAmount>
        <q0:CollectionType>GUARANTEED_FUNDS</q0:CollectionType>
      </q0:CodDetail>
    </q0:SpecialServicesRequested>
    <q0:LabelSpecification>
      <q0:LabelFormatType>COMMON2D</q0:LabelFormatType>
      <q0:ImageType>EPL2</q0:ImageType>
      <q0:LabelStockType>STOCK_4X6.75_LEADING_DOC_TAB</q0:LabelStockType>
      <q0:LabelPrintingOrientation>TOP_EDGE_OF_TEXT_FIRST</q0:LabelPrintingOrientation>
    </q0:LabelSpecification>
    <q0:RateRequestTypes>ACCOUNT</q0:RateRequestTypes>
    <q0:PackageCount>1</q0:PackageCount>
    <q0:RequestedPackageLineItems>
      <q0:SequenceNumber>1</q0:SequenceNumber>
      <q0:Weight>
        <q0:Units>LB</q0:Units>

```



# FedEx Ground U.S. Collect On Delivery (C.O.D.)

```
<q0:Value>8.0</q0:Value>
</q0:Weight>
</q0:RequestedPackageLineItems>
</q0:RequestedShipment>
```

## Multiple-Piece Shipment C.O.D. Elements

Table 106. Multiple-Piece Shipment C.O.D. Elements

Element	Package/ Shipment Level	Description
SequenceNumber	Package	Required for multiple-piece shipments (MPS). Each C.O.D. shipment must contain a SequenceNumber. For example, the first package (also known as the master package) has a sequence number of 1. All additional packages are numbered sequentially. This number system is important because the master package carries shipment-level information.
MasterTrackingId	Package	Required for MPS. The reply for the first package (master package) in a C.O.D. shipment includes the MasterTrackingID element. This element includes both the MasterTrackingNumber and FormID. For each subsequent ship request for an MPS C.O.D., the MasterTrackingID (with MasterTrackingNumber and FormID) element is required.
MasterTrackingID/ TrackingIDType	Package	Valid values are: <ul style="list-style-type: none"> <li>• EXPRESS</li> <li>• FREIGHT</li> <li>• GROUND</li> <li>• USPS</li> <li>• FEDEX</li> </ul>
PackageCount	Shipment	Total number of packages in the C.O.D. multiple-piece shipment. Include this element in the master package request.

Table 106. Multiple-Piece Shipment C.O.D. Elements, continued

Element	Package/ Shipment Level	Description
TotalShipmentWeight	Shipment	Total shipment weight is added to the master package in the MPS and contains the total weight of all packages in the shipment.

## Reply Elements

Table 107. Multiple-Piece Shipment C.O.D. Reply Elements

Element	Description
CompletedShipmentDetail/ MasterTrackingId/ TrackingNumber	Returned in the reply for a single piece C.O.D. for Express shipping. Includes tracking number and form ID.
MasterTrackingId	Returned in the master package reply for an MPS C.O.D. Includes tracking number and form ID.
MasterTrackingID/ TrackingIDType	Valid values are: <ul style="list-style-type: none"> <li>• EXPRESS</li> <li>• FREIGHT</li> <li>• GROUND</li> <li>• USPS</li> <li>• FEDEX</li> </ul>
Surcharge/SurchargeType	COD for C.O.D. surcharge amount for shipment.
SpecialServicesRequested/ CodDetail/ReturnTrackingId	Optional. Returned in the reply only when used with multipiece COD shipments sent in multiple transactions. Required on last transaction only.
CompletedShipmentDetail/ CompletedCodDetail/ CollectionAmount	The amount to be collected for the shipment.



# FedEx Ground U.S. Collect On Delivery (C.O.D.)

Table 107. Multiple-Piece Shipment C.O.D. Reply Elements, continued

Element	Description
CompletedShipmentDetail/ CompletedCodDetail/ AdjustmentType	Specifies the type of adjustment that was performed to the COD collection amount during rating.

*Note: Additional shipping options like Hazardous Materials and Shipment Notification are available for C.O.D. shipments. Information for each of these options is provided in the applicable topic. For MPS C.O.D. shipments, you may request additional options either on the package level or the shipment level:*

Table 108. Additional Multiple-Piece Package/Shipment C.O.D. Options

Shipping Option	Package vs. Shipment Level
Delivery Signature Options	Shipment
Hazardous Materials	Shipment
Dry Ice	Shipment
Reference Elements	Package
Shipment Notification	Shipment
Future Day	Shipment
Variable Handling Charge	Package

## Ground E.C.O.D.

Use the FedEx Ground E.C.O.D. service option to receive funds within 24 to 48 hours after shipment delivery. Shippers receive monies via electronic funds transfer. Contact your FedEx account executive for more information about E.C.O.D.

E.C.O.D. is not available with FedEx Home Delivery service. You can ship either C.O.D. and/or E.C.O.D., but you cannot use both services simultaneously under the same meter number.

Available options with FedEx Ground E.C.O.D.:

- [Chapter 15: Delivery Signature Services](#)
- Prepaid or third-party billing only
- Declared Value
- [Chapter 21: Hazardous Materials \(FedEx Ground U.S.\)](#)
- [FedEx Home Delivery Convenient Delivery Options](#)
- [Chapter 26: Variable Handling Charges](#)

Shipping a FedEx Ground E.C.O.D. package requires three thermal labels. Label 1 must be affixed to the outside shipping container. Labels 2 and 3 must be placed in a FedEx Ground C.O.D. pouch (OP013 POUCH) and affixed to the outside shipping container. For more detailed information about the services offered by FedEx, see the electronic **FedEx Service Guide**.

# 20 Dangerous Goods



[Dangerous Goods Service Details](#)

[Dangerous Goods Coding Details](#)



Shipments with dangerous goods must be tendered to FedEx Express® in accordance with current International Air Transport Association (IATA) regulations for air transport and the FedEx Express Terms and Conditions. There are two types of dangerous goods.

Accessible dangerous goods may be shipped using:

- FedEx Priority Overnight®
- FedEx 1Day® Freight
- FedEx International Priority®
- FedEx International Priority® Freight
- FedEx International Economy®
- FedEx International Economy® Freight

Inaccessible dangerous goods may be shipped using:

- FedEx Priority Overnight
- FedEx Standard Overnight®
- FedEx 2Day®
- FedEx 2Day® A.M.
- FedEx Express Saver®
- FedEx 1Day Freight
- FedEx 2Day® Freight
- FedEx 3Day® Freight
- FedEx First Overnight® Freight
- FedEx International Priority
- FedEx International Priority Freight

To locate FedEx services that allow dangerous goods shipping for your origin/destination pair, use the Service Availability Service.

*Note: Dangerous goods shipping through FedEx Web Services is available for U.S. and C.A. origin shipments. HazMat shipping through FedEx Web Services is only available for U.S. origin shipments.*

It is the shipper's responsibility to identify, classify, package, mark, label, and complete documentation for dangerous goods according to all national and international governmental regulations. In addition, FedEx can only accept the Shipper's Declaration for Dangerous Goods in typed or computer-generated formats, not hand-written. The shipper must provide three copies of the completed Shipper's Declaration for Dangerous Goods, 1421C, for each shipment. The term "Dangerous Goods" applies to FedEx Express shipments only. For more information about dangerous goods, call **1.800.GoFedEx 1.800.463.3339** and press 81 to reach the Dangerous Goods/Hazardous Materials Hotline.

*Note: For FedEx Ground® services, these types of shipments are referred to as hazardous materials (HazMat) shipments.*

## Dangerous Goods Service Details

The following shipping rules apply to dangerous-goods shipments:

- Dangerous goods cannot be shipped in FedEx Express packaging, with the exception of biological substances.
- Many FedEx drop-off locations cannot accept dangerous goods. Use the GlobalShipAddress WSDL to determine locations that accept dangerous goods.
- There are limitations for dangerous-goods shipments to Alaska, Hawaii, and many international destinations. Use the RateService WSDL to determine if your destination allows dangerous-goods handling.
- The federal government requires every shipper to have job-specific dangerous-goods training before tendering a dangerous-goods shipment to any air carrier. FedEx sponsors a number of seminars for which you can register online.



- FedEx packaging cannot be used for dangerous-goods shipments. Proper package marking and required documentation must be included before the FedEx courier will accept dangerous-goods shipments.

For more detailed information about the services offered by FedEx, see the electronic ***FedEx Service Guide***.

## Dangerous Goods Coding Details

The following ShipService WSDL elements are available for dangerous goods:

Table 109. Dangerous Goods Coding Details Elements

Element	Requirements
RequestedPackageLineItems/ SpecialServicesRequested/ SpecialServiceTypes	Specify DANGEROUS_GOODS.
/DangerousGoodsDetail	The descriptive data required for a FedEx shipment containing dangerous goods (hazardous materials).
/DangerousGoodsDetail/Regulation	Identifies the source of regulation for hazardous commodity data.  Valid values are: <ul style="list-style-type: none"> <li>• ADR</li> <li>• DOT</li> <li>• IATA</li> <li>• ORMD</li> </ul>
/DangerousGoodsDetail/Accessibility	Identifies whether or not the products being shipped accessible or inaccessible during delivery.  Valid values are: <ul style="list-style-type: none"> <li>• ACCESSIBLE</li> <li>• INACCESSIBLE</li> </ul>
/DangerousGoodsDetail/CargoAircraftOnly	Optional. Shipment is packaged and documented for movement on cargo aircraft only.

Table 109. Dangerous Goods Coding Details Elements, continued

Element	Requirements
/DangerousGoodsDetail/Options	Indicates which kinds of hazardous content are in the current package.  Valid values are: <ul style="list-style-type: none"> <li>• HAZARDOUS_MATERIALS: Package contains hazardous materials requiring complete documentation, using HazardousCommodityDescription data. Lithium batteries with 5 grams or more of lithium should also be labeled HAZMAT. See <a href="#">Chapter 21: Hazardous Materials (FedEx Ground U.S.)</a> for more information.</li> <li>• LIMITED_QUANTITIES_COMMODITES:</li> <li>• LITHIUM_BATTERY_EXCEPTION: Package contains lithium batteries with nonhazardous quantities of lithium. Nonhazardous lithium batteries contain less than 5 grams of lithium. HazMat lithium batteries contain 5 grams or more of lithium and will be treated as hazardous materials.</li> <li>• ORM_D: Package contains other regulated materials for U.S. shipping.</li> <li>• SMALL_QUANTITY_EXCEPTION: Package contains hazardous content in excepted quantities.</li> <li>• REPORTABLE_QUANTITIES: Package contains hazardous materials in an amount that needs to be reported.</li> </ul>
/DangerousGoodsDetail/PackingOption	Indicates whether there is additional customer provided packaging enclosing the approved dangerous goods containers.  Valid value is: OVERPACK
/DangerousGoodsDetail/ReferenceID	Identifies the configuration of this dangerous goods package. The common configuration is represented at the shipment level.



Table 109. Dangerous Goods Coding Details Elements, continued

Element	Requirements
/DangerousGoodsDetail/Containers	Indicates one or more containers used to pack dangerous goods commodities.
Containers/PackingType	Indicates whether there are additional inner receptacles within this container. Valid value is: ALL_PACKED_IN_ONE
Containers/ContainerType	Indicates the type of this dangerous goods container, as specified by the IATA packing instructions. For example, steel cylinder, fiberboard box, plastic jerrican and steel drum.
Containers/RadioactiveContainerClass	Indicates the packaging type of the container used to package the radioactive materials. Valid values are: <ul style="list-style-type: none"> <li>EXCEPTED_PACKAGE</li> <li>INDUSTRIAL_IP1</li> <li>INDUSTRIAL_IP2</li> <li>INDUSTRIAL_IP3</li> <li>TYPE_A</li> <li>TYPE_B_M</li> <li>TYPE_B_U</li> <li>TYPE_C</li> </ul>
Containers/NumberOfContainers	Indicates the number of occurrences of this container with identical dangerous goods configuration.
Containers/HazardousCommodities	Documents the kinds and quantities of all hazardous commodities in the current container.
Containers/HazardousCommodities HazardousCommodityContent/Description	Identifies and describes an individual hazardous commodity.
/Description/Id	Regulatory identifier for a commodity (e.g. "UN ID" value).

Table 109. Dangerous Goods Coding Details Elements, continued

Element	Requirements
/Description/SequenceNumber	In conjunction with the regulatory identifier, this field uniquely identifies a specific hazardous materials commodity.
/Description/PackingGroup	Identifies DOT packing group for a hazardous commodity.
/Description/PackingDetails	Specifies documentation and limits for validation of an individual packing group/category.
/Description/ReportableQuantity	The quantity of the hazardous material which, when shipped, requires release notification to the U.S. Nuclear Regulatory Commission (NRC).
/Description/ProperShippingName	Hazardous material proper shipping name. Up to three description lines of 50 characters each are allowed for a hazmat shipment. These description elements are formatted on the OP-950 form in 25-character columns (up to 6 printed lines).
/Description/TechnicalName	Hazardous material technical name.
/Description/Percentage	Specifies the percentage for the hazardous commodity.
/Description/HazardClass	DOT hazardous material class or division.
/Description/SubsidiaryClasses	Hazardous material subsidiary classes.
/Description/LabelText	DOT diamond hazard label type. Can also include limited quantity or exemption number.
/Description/ProcessingOptions	Indicates any special processing options to be applied to the description of the dangerous goods commodity.
/Description/Authorization	Information related to quantity limitations and operator or state variations as may be applicable to the dangerous goods commodity.
Containers/HazardousCommodities HazardousCommodityContent/Quantity	Specifies the amount of the commodity in alternate units.



Table 109. Dangerous Goods Coding Details Elements, continued

Element	Requirements
Containers/HazardousCommodities HazardousCommodityContent/ InnerReceptacles	This describes the inner receptacle details for a hazardous commodity within the dangerous goods container.
Containers/HazardousCommodities HazardousCommodityContent/Options	Customer-provided specifications for handling individual commodities.
Containers/HazardousCommodities HazardousCommodityContent/ RadionuclideDetail	Specifies the details of any radioactive materials within the commodity.
/DangerousGoodsDetail/Packaging	Describes the commodity packaging as used on OP-900 and OP-950 forms for FedEx Ground shipping of hazardous materials. See <a href="#">Chapter 21: Hazardous Materials (FedEx Ground U.S.)</a> for more information.
/DangerousGoodsDetail/Signatory	Specifies the name, title and place of the signatory responsible for the dangerous goods shipment.  Valid values are: <ul style="list-style-type: none"> <li>• ContactName</li> <li>• Title</li> <li>• Place</li> </ul>
/DangerousGoodsDetail/ EmergencyContactNumber	Telephone number to use for contact in the event of an emergency.
/DangerousGoodsDetail/Offeror	Offeror's name or contract number per DOT regulation.
/DangerousGoodsDetail/ InfectiousSubstanceResponsibleContact	Specifies the contact of the party responsible for handling the infectious substances, if any, in the dangerous goods shipment.
/DangerousGoodsDetail/AdditionalHandling	Specifies additional handling information for the current package.
/DangerousGoodsDetail/RadioactivityDetail	Specifies the radioactivity detail for the current package, if the package contains radioactive materials.

Table 109. Dangerous Goods Coding Details Elements, continued

Element	Requirements
	Valid values are: <ul style="list-style-type: none"> <li>• TransportIndex</li> <li>• SurfaceReading</li> <li>• CriticalitySafetyIndex</li> <li>• Dimensions</li> </ul>

*Note: For details about creating a Shipper's Declaration for Dangerous Goods form, see the Shipping Document Service section.*

## Samples

Sample code, sample transactions and the specific individual WSDL/XML guide(s) can be downloaded following these steps:

1. Go to the FedEx Developer Resource Center (DRC) at <http://fedex.com/developer>.
2. Enter your username and password to login to the DRC.
3. Expand "Technical Resources" on the left pane.
4. Expand "FedEx Web Services for Shipping" and choose "Get Started."
5. In the right-hand column of either the "Standard Services" or the "Advanced Services" tabs, click on the dropdown box for the appropriate service and choose the format required.
6. Go to the right column in the appropriate tab, select the Download code dropdown and choose the code in the format needed.

*Note: Select the checkmark box next to "Include Documentation (PDF)" box to get the WSDL guide also.*

## 21 Hazardous Materials (FedEx Ground U.S.)



[Hazardous Materials Service Details](#)

[Hazardous Materials Coding Details](#)



# Hazardous Materials (FedEx Ground U.S.)

FedEx Web Services supports FedEx Ground® hazardous materials (hazmat) shipping under 49CFR — FedEx Ground regulations.

*Note: For FedEx Express® services, these types of shipments are referred to as [Chapter 20: Dangerous Goods](#).*

## Hazardous Materials Service Details

The following service details apply to hazardous materials shipments:

- Ship, rate, and track services are available for Dangerous Goods shipments for HazMat, ORM-D, Dry Ice, Small Quantity Exception and HazMat/NonHazMat Lithium Battery.
- FedEx Ground provides reliable delivery of hazardous materials in all U.S. states except Alaska and Hawaii.
- FedEx Ground HazMat weight is limited to 70 lbs.
- If you have not shipped hazardous materials with FedEx Ground before, contact your FedEx account executive first. FedEx needs to confirm that you have met government training requirements and can generate the documentation your shipments need.
- Additional information regarding hazardous materials shipping is provided at [fedex.com/us/services/options](https://www.fedex.com/us/services/options) under the Hazardous Materials link.
- OP-900LL and OP-900LG forms are returned in the shipment reply. *See* the Shipping Document Service for more information.
- OP-950, the Shipper's Hazardous Materials Certification report, prints after a successful FedEx Ground close. *See* the Shipping Document Service for more information.
- HazMat shipments must be single package. If you create a multiple-package HazMat shipment, only one commodity prints on the OP-950.

For more detailed information about the services offered by FedEx, see the electronic **FedEx Service Guide**.

## Hazardous Materials Coding Details

In addition to the basic elements required for a FedEx Ground ship request using the ShipService WSDL, the following elements are required to create a hazmat ship request:

Table 110. Hazardous Materials Elements

Element	Description
SpecialServicesRequested/DangerousGoodsDetail/Options	Set to HAZARDOUS_MATERIALS.
SpecialServicesRequested/DangerousGoodsDetail/Containers/HazardousCommodities	Describes the kinds and quantities of all hazardous commodities in the package, including customer-specified options for handling and regulatory identifiers.
HazardousCommodities/Description	Identifies and describes an individual hazardous commodity.
Description/Id	Hazardous material regulatory commodity identifier referred to as Department of Transportation (DOT) location ID number (UN or NA).
Description/SequenceNumber	In conjunction with the regulatory identifier, this field uniquely identifies a specific hazardous materials commodity.
/Description/PackingGroup	Hazardous material packaging group. Valid values are: DEFAULT I II III
Description/PackingDetails	Specifies documentation and limits for validation of an individual packing group/category.



# Hazardous Materials (FedEx Ground U.S.)

Table 110. Hazardous Materials Elements, continued

Element	Description
Description/PackingDetails/PackingInstructions	Coded specification for how commodity is to be packed.
Description/ReportableQuantity	Specifies the reportable quantity for the hazardous commodity
Description/ProperShippingName	Hazardous material proper shipping name. Up to three description lines of 50 characters each are allowed for a hazmat shipment. These description elements are formatted on the OP950 form in 25-character columns (up to 6 printed lines).
Description/TechnicalName	Hazardous material technical name.
Description/Percentage	Specifies the percentage for the hazardous commodity
Description/HazardClass	DOT hazardous material class or division.
Description/SubsidiaryClasses	Hazardous material subsidiary classes.
Description/LabelText	DOT diamond hazard label type. Can also include limited quantity or exemption number.
Description/ProcessingOptions	Specifies any special processing to be applied to the dangerous goods commodity description validation.  Valid value is: INCLUDE_SPECIAL_PROVISIONS
Description/Authorization	Information related to quantity limitations and operator or state variations as may be applicable to the dangerous goods commodity.
HazardousCommodities/Quantity	Specifies the amount of the commodity in alternate units.
Quantity/Amount	Number of units of the type specified in "Units."

Table 110. Hazardous Materials Elements, continued

Element	Description
Quantity/Units	Units by which the hazardous commodity is measured. For IATA commodity, the units values are restricted based on regulation type.
Quantity/QuantityType	Specifies which measure of quantity is to be validated.
HazardousCommodities/InnerReceptacles	Describes the inner receptacle details for a hazardous commodity within the dangerous goods container.
InnerReceptacles/Quantity	Specifies the quantity contained in the inner receptacle.
HazardousCommodities/Options	Customer-provided specifications for handling individual commodities.
Options/LabelTextOption	Specifies how the customer wishes the label text to be handled for this commodity in this package.
Options/CustomSuppliedLabelText	Text used in labeling the commodity under control of the LabelTextOption field.
HazardousCommodities/RadionuclideDetail	Specifies the details of any radio active materials within the commodity.
RadionuclideDetail/Radionuclide	An atom with an unstable nucleus.
RadionuclideDetail/Activity	The number of radioactive decays per second.
Activity/Value	The data content of this instance.
Activity/UnitOfMeasure	Valid values are: <ul style="list-style-type: none"> <li>• BQ</li> <li>• GBQ</li> <li>• KBQ</li> <li>• MBQ</li> <li>• PBQ</li> <li>• TBQ</li> </ul>



# Hazardous Materials (FedEx Ground U.S.)

Table 110. Hazardous Materials Elements, continued

Element	Description
RadionuclideDetail/ ExceptedPackagingIsReportableQuantity	Indicates whether packaging type EXCEPTED or EXCEPTED_PACKAGE is for radioactive material in reportable quantity.
RadionuclideDetail/PhysicalForm	Valid values are: <ul style="list-style-type: none"> <li>• GAS</li> <li>• LIQUID</li> <li>• SOLID</li> <li>• SPECIAL</li> </ul>
RadionuclideDetail/ChemicalForm	—
SpecialServicesRequested/DangerousGoodsDetail/ EmergencyContactNumber	Telephone number to use for contact in the event of an emergency.
SpecialServicesRequested/DangerousGoodsDetail/ Offeror	Shipper name (offeror) or contact number. Required on all shipping papers, including OP-900LL, OP-900LG forms, and Hazardous Materials Certification per DOT regulation.

*Note: Hazardous material must be specified at the package level, not at the shipment level. For more information regarding DOT requirements for hazardous material elements, go to [fedex.com/us/services/options/hazmat](https://fedex.com/us/services/options/hazmat).*

## Hazardous Materials Reply Elements

Table 111. Hazardous Materials Reply Elements

Element	Description
CompletedPackageDetail/HazardousPackageDetail	Documents the kinds and quantities of all hazardous commodities in the current package, using updated hazardous commodity description data.
HazardousPackageDetail/ReferenceID	A unique reference id that matches the package to a package configuration. This is populated if

Table 111. Hazardous Materials Reply Elements, continued

Element	Description
	the client provided a package configuration for several packages that have the exact same dangerous goods content.
HazardousPackageDetail/Accessibility	
HazardousPackageDetail/CargoAircraftOnly	When true indicates that the package can be transported only on a cargo aircraft.
HazardousPackageDetail/ RadioactiveTransportIndex	Specifies the maximum radiation level from the package (measured in microSieverts per hour at a distance of one meter from the external surface of the package, divided by 10).
HazardousPackageDetail/LabelType	Specifies the label that is to be put on a package containing radioactive material. The label type is determined in accordance with the Transportation of Dangerous Goods Act and indicates the type of radioactive material being handled as well as the relative risk.  Valid values are: <ul style="list-style-type: none"> <li>• III_YELLOW</li> <li>• II_YELLOW</li> <li>• I_WHITE</li> </ul>
HazardousPackageDetail/Containers	Documents the kinds and quantities of all hazardous commodities in the current package.
Containers/QValue	Indicates that the quantity of the dangerous goods packaged is permissible for shipping. This is used to ensure that the dangerous goods commodities do not exceed the net quantity per package restrictions.
Containers ValidatedHazardousContainer/ HazardousCommodities	Documents the kinds and quantities of all hazardous commodities in the current package.



## Hazardous Materials (FedEx Ground U.S.)

---

### Samples

Sample code, sample transactions and the specific individual WSDL/XML guide(s) can be downloaded following these steps:

1. Go to the FedEx Developer Resource Center (DRC) at <http://fedex.com/developer>.
2. Enter your username and password to login to the DRC.
3. Expand "Technical Resources" on the left pane.
4. Expand "FedEx Web Services for Shipping" and choose "Get Started."

5. In the right-hand column of either the "Standard Services" or the "Advanced Services" tabs, click on the dropdown box for the appropriate service and choose the format required.
6. Go to the right column in the appropriate tab, select the Download code dropdown and choose the code in the format needed.

*Note: Select the checkmark box next to "Include Documentation (PDF)" box to get the WSDL guide also.*

### Error Messages

For error messages, see the [Appendix O: Error Code Messages](#) section of the *Web Services Developer Guide* in the Support area of the Developer Resource Center at **fedex.com/developer**.

## 22 Alcohol Shipping



[Alcohol Shipping Coding Details](#)





Before you process shipments containing alcohol, review the following information:

- You must sign a FedEx Alcohol Shipping Agreement prior to shipping. Contact your FedEx account executive to start the enrollment process.
- You must identify alcohol shipments in the description. This applies to all pieces in a multiple piece shipment and must be done for the first pieces in the shipment.  
*Note: If Alcohol special service is not specified for the first package in the shipment, but is specified for a subsequent package in the shipment, then the transaction will fail for all pieces.*
- Common carriers, such as FedEx Express® and FedEx Ground® must report alcohol shipping activity to state authorities on a regular basis. For this reason, shippers must notify FedEx of each shipment containing alcohol via their electronic FedEx shipping solution *and* by applying FedEx alcohol shipping labels and by attaching an extra Alcohol sticker (SEL 169) to each package. You can get these stickers from your FedEx Sales Account Executive.
- FedEx will assign the Adult Signature Required signature option to the package (ship, rate, and email return transactions).
- FedEx will apply the associated Adult Signature Required surcharge to the package (ship, rate, and email return transactions).
- FedEx will add \$AW to the beginning of the customer's reference field (ship and email return transactions only).
- State law, as well as FedEx policy, requires an adult signature at the time of delivery for every package containing alcohol. It is the shipper's responsibility to ensure an adult is available to sign for the shipment at

delivery. If a shipper fails to follow the procedures outlined herein, the shipment will be deemed undeliverable. Violations may result in suspension or termination of your FedEx account.

For more information about alcohol shipping, go to [fedex.com/us/wine/gettingstarted.html](https://fedex.com/us/wine/gettingstarted.html).

FedEx accepts shipments of alcohol (beer, wine, and spirits) within the U.S. and for both U.S. import and export when the shipper and the recipient are licensed to import and/or export alcohol.

For more detailed information about the services offered by FedEx, see the electronic **FedEx Service Guide**.

## Alcohol Shipping Coding Details

The following ShipService WSDL and RateService WSDL elements are available for alcohol shipping:

Table 112. Alcohol Shipping Elements

Element	Requirements
RequestedPackageLineItems/ SpecialServicesRequested/ SpecialServiceTypes	Specify ALCOHOL
Reply/CompletedShipmentDetail/ CompletedPackageDetails/ SignatureOption	FedEx assigns ADULT.
Reply/CompletedShipmentDetail/ CompletedPackageDetails/ PackageRating/PackageRateDetails/ Surcharges/SurchargeTypes	FedEx assigns SIGNATURE_OPTION.

## 23 Hold at FedEx Location



[Hold at FedEx Location Service Details](#)

[Samples](#)



# Hold at FedEx Location

Hold at FedEx Location (HAL) is available to customers who want to pick up a package rather than have it delivered. The shipper must select the FedEx pickup location from designated FedEx Office® Print and Ship Center or FedEx World Service Center® locations. You must first use the GlobalShipAddress Service WSDL to locate FedEx locations to use with the Hold at FedEx Location option.

## Hold at FedEx Location Service Details

The following shipping services allow the HOLD\_AT\_LOCATION option:

- FedEx Priority Overnight® (Saturday service available)
- FedEx Standard Overnight®
- FedEx 2Day® (Saturday service available)
- FedEx 2Day® A.M.
- FedEx Express Saver®
- FedEx 1Day® Freight
- FedEx 2Day® Freight
- FedEx 3Day® Freight
- FedEx Ground®
- FedEx Home Delivery®

Hold at FedEx Location service is also available for certain international shipments. Services include FedEx International Priority®, FedEx International Economy®, FedEx International Priority® Freight and FedEx International Economy® Freight. Call **1.800.GoFedEx 1.800.463.3339** and say “International Services” to confirm pickup date and time. The service is not available for FedEx SameDay® or FedEx First Overnight®.

Saturday Hold at FedEx Location Services is available for FedEx Priority Overnight and FedEx 2Day. Saturday Hold at FedEx Location service is not

available for FedEx Freight. Use GlobalShipAddress Service to determine if Hold at FedEx Location is available between your origin ZIP code and destination ZIP code.

For FedEx Express® and FedEx Ground® shipments, you also have the option of requesting Adult Signature Required for pickup at the FedEx location. The standard Adult Signature Surcharge applies.

*Note: Hold at FedEx Location service is not available for intra-United Kingdom shipments.*

For more detailed information about the services offered by FedEx, see the electronic **FedEx Service Guide**.

## Hold at FedEx Location Coding Details

The following ShipService WSDL elements are required for Hold at FedEx Location:

Table 113. Hold at FedEx Location Elements

Element	Description
RequestedShipment/ SpecialServicesRequested/ SpecialServiceTypes	For the Hold At FedEx Location service, you must include a SpecialServiceTypes element with the value HOLD_AT_LOCATION.  <i>Note: A Hold At FedEx Location Saturday Delivery indication can be implemented by setting the SpecialServicesRequested/ SpecialServiceTypes to be both HOLD_AT_LOCATION and SATURDAY_DELIVERY.</i>
RequestedShipment/ SpecialServicesRequested/ HoldAtLocationDetail/ PhoneNumber	When your Hold at FedEx Location shipment is received at the designated FedEx location, you will be notified that your shipment is ready to be picked up.
RequestedShipment/ SpecialServicesRequested/ HoldAtLocationDetail/ LocationContactAndAddress/ Contact	The contact information.



Table 113. Hold at FedEx Location Elements, continued

Element	Description
RequestedShipment/ SpecialServicesRequested/ HoldAtLocationDetail/ LocationContactAndAddress/ Address	The FedEx location address where you want to have your shipment held for pickup is required in the ship transaction. For a list of available FedEx locations, use the FedEx GlobalShipAddress Service to search for FedEx locations where Hold at FedEx Location service is available. You must obtain the eligible Location Address from the GlobalShipAddress Service WSDL and populate this element with the data found in the SearchLocationsReply element.

### Error Messages

For error messages, see the [Appendix O: Error Code Messages](#) section of the *Web Services Developer Guide* in the Support area of the Developer Resource Center at [fedex.com/developer](http://fedex.com/developer).

### Samples

Sample code, sample transactions and the specific individual WSDL/XML guide(s) can be downloaded following these steps:

1. Go to the FedEx Developer Resource Center (DRC) at <http://fedex.com/developer>.
2. Enter your username and password to login to the DRC.
3. Expand "Technical Resources" on the left pane.
4. Expand "FedEx Web Services for Shipping" and choose "Get Started."
5. In the right-hand column of either the "Standard Services" or the "Advanced Services" tabs, click on the dropdown box for the appropriate service and choose the format required.
6. Go to the right column in the appropriate tab, select the Download code dropdown and choose the code in the format needed.

*Note: Select the checkmark box next to "Include Documentation (PDF)" box to get the WSDL guide also.*

# 24 Dry Ice Shipments



[Dry Ice Service Details](#)

[Dry Ice Coding Details](#)



FedEx Web Services can be used to ship packages containing dry ice, as long as the specifics for the dry ice shipment are included in the shipping transaction. While dry ice is not considered a [Chapter 20: Dangerous Goods](#) material, you must clearly mark all packages that contain dry ice. For more information about dry ice, call **1.800.GoFedEx 1.800.463.3339** and press 81 to reach the FedEx Dangerous Goods / Hazardous Materials Hotline.

## Dry Ice Service Details

The following shipping rules apply to dry ice shipments:

- Dry ice shipping through FedEx Web Services is allowed for FedEx Express® U.S. shipments, FedEx International Economy® U.S. shipments, FedEx International Economy® Freight U.S. shipments, FedEx Ground® U.S. shipments and Canada origin FedEx Express international shipments.
- Dry ice weight must be submitted in kilograms.
- The weight entered for dry ice must be less than the total weight of the shipment.
- FedEx Ground is used to ship dry ice weighing 70 lbs. or more.
- Dry ice is considered a packing material and does not require any [Chapter 20: Dangerous Goods](#) elements for shipping.

For more detailed information about the services offered by FedEx, see the electronic **FedEx Service Guide**.

## Dry Ice Coding Details

The following ShipService WSDL elements are required for dry ice:

Table 114. Dry Ice ShipService WSDL Elements

Element	Description
RequestedPackages/ SpecialServicesRequested/ SpecialServiceTypes	Identifies the special service type at the package level. For dry ice packages, the valid value is: DRY_ICE
RequestedShipment/ SpecialServicesRequested/ SpecialServiceTypes	Identifies the special service type at the shipment level. For dry ice packages, the valid value is: DRY_ICE
RequestedPackages/ SpecialServicesRequested/ DryIceWeight	Descriptive data required for a FedEx shipment containing dry ice. Descriptive data includes Weight and Units in KGs.  This element is required when SpecialServiceType DRY_ICE is present in the SpecialServiceTypes collection at the package level.
RequestedShipment/ SpecialServicesRequested/ ShipmentDryIceDetail/ PackageCount	Number of packages in this shipment which contain dry ice.
RequestedShipment/ SpecialServicesRequested/ ShipmentDryIceDetail/TotalWeight	Descriptive data or total weight of the dry ice for this shipment. Descriptive data includes Units, in KGs, and Value.

## Error Messages

For error messages, see the [Appendix O: Error Code Messages](#) section of the *Web Services Developer Guide* in the Support area of the Developer Resource Center at [fedex.com/developer](http://fedex.com/developer).

## Samples

Sample code, sample transactions and the specific individual WSDL/XML guide(s) can be downloaded following these steps:

1. Go to the FedEx Developer Resource Center (DRC) at <http://fedex.com/developer>.



## Dry Ice Shipments

---

2. Enter your username and password to login to the DRC.
3. Expand "Technical Resources" on the left pane.
4. Expand "FedEx Web Services for Shipping" and choose "Get Started."
5. In the right-hand column of either the "Standard Services" or the "Advanced Services" tabs, click on the dropdown box for the appropriate service and choose the format required.
6. Go to the right column in the appropriate tab, select the Download code dropdown and choose the code in the format needed.

*Note: Select the checkmark box next to "Include Documentation (PDF)" box to get the WSDL guide also.*

## 25 Shipment Notification in the Ship Request



[Shipment Notification Coding Details](#)





# Shipment Notification in the Ship Request

Notification may be included in the ShipService or requested after shipping through TrackService SendNotificationsRequest. The ShipService ShipmentSpecialServicesRequested/EmailNotificationDetail element allows you to request that FedEx email exception and delivery notifications be sent to you, your recipient, and up to six (6) other email addresses. A personal message can also be included.

*Note: Shipment Notification emails are not sent for ship transactions in a Test environment, even if the request is configured correctly.*

In addition to the current email notifications of “On Delivery,” “On Exception,” and “On Shipment,” FedEx now offers a new email notification of “On Tender,” which may be specified with the shipment request, in addition to the existing “Delivery,” “Exception,” and “Shipment” email notifications. Use the “On Tender” email notification if you want an email notification sent to the specified recipients once the shipment has been tendered to FedEx. This notification is supported for FedEx Express®, FedEx Ground®, FedEx Freight® Economy, and FedEx SmartPost®.

*Note: If you include notification elements in your Ship request, you do not need to use the TrackService Notification option for that shipment. The TrackService Notification option is provided if no notification request has been made for an undelivered shipment.*

## Shipment Notification Coding Details

In addition to the standard elements required for all transactions described in the [Chapter 1: Introduction](#), the following elements are provided as part of the ShipService WSDL:

## Shipment Notification Elements

Table 115. Shipment Notification Elements

Element	Required	Description
RequestedShipment/ SpecialServicesRequested/ SpecialServiceTypes	Required	Set type as EMAIL_NOTIFICATION.
RequestedShipment/ SpecialServicesRequested/ EmailNotificationDetail	Required	Descriptive data required for FedEx to provide email notification to the customer regarding the shipment. This element is required when SpecialServiceType. EMAIL_NOTIFICATION is present in the SpecialServiceTypes collection.
RequestedShipment/ SpecialServicesRequested/ EmailNotificationDetail/ PersonalMessage	Optional	Identifies the message text to be sent in the email notification.
RequestedShipment/ SpecialServicesRequested/ EmailNotificationDetail/ Recipients	Required	Up to six (6) email addresses to receive the specified shipment notification.
RequestedShipment/ SpecialServicesRequested/ EmailNotificationDetail/ Recipients/ EmailNotificationRecipient	Optional	Identifies the set of valid email notification recipient types. For SHIPPER, RECIPIENT, and BROKER, any email address sent with the email notification for these three email notification recipient types will overwrite the email addresses associated with the SHIPPER, RECIPIENT, and BROKER definitions. Valid values are: <ul style="list-style-type: none"> <li>• BROKER</li> <li>• OTHER</li> <li>• RECIPIENT</li> <li>• SHIPPER</li> <li>• THIRD_PARTY</li> </ul>
RequestedShipment/ SpecialServicesRequested/	Required	The email address of the notification recipient.



# Shipment Notification in the Ship Request

Table 115. Shipment Notification Elements, continued

Element	Required	Description
EmailNotificationDetail/Recipients/EmailAddress		
RequestedShipment/SpecialServicesRequested/EmailNotificationDetail/EMailNotificationAggregationType	Optional	Specifies whether/how email notifications are grouped. Valid values are: <ul style="list-style-type: none"> <li>• PER_PACKAGE</li> <li>• PER_SHIPMENT</li> </ul>
RequestedShipment/SpecialServicesRequested/EmailNotificationDetail/Recipients/NotificationEventsRequested/EmailNotificationEventType	Required	Identifies if an email notification should be sent to the recipient: <ul style="list-style-type: none"> <li>• ON_DELIVERY</li> <li>• ON_EXCEPTION</li> <li>• ON_SHIPMENT</li> <li>• ON_TENDER</li> </ul>
RequestedShipment/SpecialServicesRequested/EmailNotificationDetail/Recipients/NotificationEventsRequested/EmailNotificationEventType/ON_DELIVERY	Optional	Identifies if an email notification should be sent to the recipient when the package is delivered.
RequestedShipment/SpecialServicesRequested/EmailNotificationDetail/Recipients/NotificationEventsRequested/EmailNotificationEventType/ON_EXCEPTION	Optional	Identifies if an email notification should be sent to the recipient when an exception occurs during package movement from origin to destination.
RequestedShipment/SpecialServicesRequested/	Optional	Identifies if an email notification should be sent to the recipient when the package is shipped.

Table 115. Shipment Notification Elements, continued

Element	Required	Description
EmailNotificationDetail/Recipients/NotificationEventsRequested/EmailNotificationEventType/ON_SHIPMENT		<i>Note: Shipment Notification emails are not sent for ship transactions in a Test environment, even if the request is configured correctly.</i>
RequestedShipment/SpecialServicesRequested/EmailNotificationDetail/Recipients/ON_TENDER	Optional	Identifies if an email notification should be sent to the recipient when the shipment is tendered to FedEx.
RequestedShipment/SpecialServicesRequested/EmailNotificationDetail/Recipients/Format	Required	This element is required to specify the type of notification you want to receive. Valid values are: <ul style="list-style-type: none"> <li>• HTML</li> <li>• Text</li> <li>• Wireless</li> </ul>
RequestedShipment/SpecialServicesRequested/EmailNotificationDetail/Recipients/Localization/Language	Required	You may include a language code to have the email message returned in that language. <i>See</i> "Tracking and Visibility Services" for a table of valid language codes. If no value is included with this element, the default is EN (English).
RequestedShipment/SpecialServicesRequested/EmailNotificationDetail/Recipients/Localization/LocaleCode	Optional	Some languages require a locale code to further identify the requested language. For example, if you request the notification emails in Spanish, you must include a locale code of "US" for North American Spanish. <i>See</i> <a href="#">Notification Service Details</a> for a table of valid locale codes.

## 26 Variable Handling Charges



[Variable Handling Coding Details](#)



# Variable Handling Charges

If your shipping operation charges handling fees in addition to shipping charges, FedEx Web Services allow you to add these handling fees to your total shipment charge. These charges are returned in the Ship reply and can be configured to print on the 4" x 6" thermal label Doc-Tab. See [Canada Export International](#) for more information.

*Note: Variable handling charges display as an individual itemized amount and follow shipments across FedEx systems.*

## Variable Handling Coding Details

The elements required to add variable handling charges to your shipment rate quote are provided in the ShipService WSDL. The following table contains variable handling elements:

Table 116. Variable Handling Elements

Element	Required	Requirements
VariableHandlingChargeDetail/ RateTypeBasisType/ RateTypeBasis		The rate type. Valid values are: <ul style="list-style-type: none"> <li>ACCOUNT: Uses the customer's account rate as the basis for the handling calculation.</li> <li>LIST: Uses the FedEx List rate as the basis for the handling calculation.</li> </ul>
VariableHandlingChargeDetail/ RateElementBasisType/ RateElementBasis	Required	The charge upon which the variable handling amount is calculated. Valid values are: <ul style="list-style-type: none"> <li>BASE_CHARGE: This value is the base transportation charge.</li> <li>NET_CHARGE_EXCLUDING_TAXES: This value is the net freight plus surcharges and taxes.</li> <li>NET_CHARGE_EXCLUDING_TAXES: This value is the net freight plus surcharges.</li> <li>NET_FREIGHT: This value is the base charge less discounts.</li> </ul>

Table 116. Variable Handling Elements, continued

Element	Required	Requirements
VariableHandlingChargeDetail	Required	Valid values are: <ul style="list-style-type: none"> <li>FIXED_AMOUNT: This value is used if you want to add a fixed handling charge to all shipments.</li> <li>PERCENTAGE_OF_NET_CHARGE: This value is used if you want to have a variable handling charge calculated on the entire net charge of the shipment, including all surcharges.</li> <li>PERCENTAGE_OF_NET_CHARGE_EXCLUDING_TAXES: This value is used if you are a Canada-origin shipper and want to exclude Canadian taxes from the variable handling charge net percentage.</li> <li>PERCENTAGE_OF_NET_FREIGHT: This value is used if you want to have the variable handling charge calculated as a percentage of the net freight charge, excluding any other surcharges levied on the shipment.</li> </ul>
VariableHandlingChargeDetail/ FixedValue	Conditional	If you choose FIXED_AMOUNT as the ChargeType, this element allows you to enter the fixed value of the handling charge. The element allows entry of 7 characters before the decimal and 2 characters following the decimal. For example: if you want to enter a fixed handling amount of \$5.00, enter 5.00 in the FixedValue element.
VariableHandlingChargeDetail/ PercentValue	Conditional	If you choose one of the percentage handling charges in the VariableHandlingChargeType element, this element allows you to enter the percent value of the handling charge to be calculated. The element allows entry of 7 characters before the decimal and 2 characters following the decimal. For example, if you want to enter a variable handling amount of 10%, enter 10.00 in the PercentValue element.
VariableHandlingCharges/ VariableHandlingCharge	Optional	The variable handling charge amount calculated based on the requested variable handling charge detail.



## Variable Handling Charges

*Note: Variable handling charges may be processed at shipment level or package level except for Express multiple piece shipments, which must be processed at the Shipment level.*

### Samples

Sample code, sample transactions and the specific individual WSDL/XML guide(s) can be downloaded following these steps:

1. Go to the FedEx Developer Resource Center (DRC) at <http://fedex.com/developer>.
2. Enter your username and password to login to the DRC.

3. Expand "Technical Resources" on the left pane.
4. Expand "FedEx Web Services for Shipping" and choose "Get Started."
5. In the right-hand column of either the "Standard Services" or the "Advanced Services" tabs, click on the dropdown box for the appropriate service and choose the format required.
6. Go to the right column in the appropriate tab, select the Download code dropdown and choose the code in the format needed.

*Note: Select the checkmark box next to "Include Documentation (PDF)" box to get the WSDL guide also.*

# 27 Masked Data



[Masked Data Coding Details](#)

[Samples](#)

[Error Messages](#)



In the ShipService WSDL, you can choose to have some data masked on the shipping label for security purposes. The shipper's account number is automatically masked.

## Masked Data Coding Details

If the following element is included in the Ship request, your specified options will be masked on the shipping label:

Table 117. Masked Data Coding Elements

Element	Required	Description
MaskedData	No	MaskedData allows customers to prevent the following types of information from being printed on the label. Valid values are: <ul style="list-style-type: none"> <li>CUSTOMS_VALUE</li> <li>DUTIES_AND_TAXES_PAYOR_ACCOUNT_NUMBER</li> <li>TERMS_AND_CONDITIONS</li> <li>TRANSPORTATION_CHARGES_PAYOR_ACCOUNT_NUMBER</li> </ul>

## Samples

Sample code, sample transactions and the specific individual WSDL/XML guide(s) can be downloaded following these steps:

1. Go to the FedEx Developer Resource Center (DRC) at <http://fedex.com/developer>.
2. Enter your username and password to login to the DRC.
3. Expand "Technical Resources" on the left pane.
4. Expand "FedEx Web Services for Shipping" and choose "Get Started."
5. In the right-hand column of either the "Standard Services" or the "Advanced Services" tabs, click on the dropdown box for the appropriate service and choose the format required.
6. Go to the right column in the appropriate tab, select the Download code dropdown and choose the code in the format needed.

*Note: Select the checkmark box next to "Include Documentation (PDF)" box to get the WSDL guide also.*

## Error Messages

For error messages, see the [Appendix O: Error Code Messages](#) section of the *Web Services Developer Guide* in the Support area of the Developer Resource Center at [fedex.com/developer](http://fedex.com/developer).

# 28 Future Day Shipping



[Future Day Service Details](#)

[Future Day Coding Details](#)





FedEx Web Services allows you to perform future day shipping for all supported FedEx shipping types.

## Future Day Service Details

The following service details apply to future day shipping:

- Future day shipping is available for FedEx Express® U.S., FedEx Express® international, FedEx Ground® U.S., and FedEx International Ground® shipping between all origin and destination pairs supported by FedEx Web Services.
- FedEx Express packages may be created with a future ship date up to 10 days in advance. FedEx Freight® shipments can be created up to 5 days in advance.
- FedEx Ground future day shipments may be created up to 10 days in advance.
- You may delete future day shipments up until the ship date.

For more detailed information about the services offered by FedEx, see the electronic **FedEx Service Guide**.

## Future Day Coding Details

The following ShipService WSDL elements are required to code a future day shipment:

Table 118. Future Day Shipping Elements

Element	Requirements
ShipmentSpecialServicesRequested/ SpecialServiceTypes	Future day shipping is considered a special service. For future day shipping, FUTURE_DAY_SHIPMENT must be included in the ship request.
ProcessShipmentRequest/ RequestedShipment/ShipTimestamp	The ShipTimestamp must be included in the Ship request. For future day shipping, the following parameters apply:

Table 118. Future Day Shipping Elements, continued

Element	Requirements
	<ul style="list-style-type: none"> <li>• For Express shipping, entry must be less than or equal to 10 days in the future.</li> <li>• For Express freight, entry must be less than or equal to 5 days in the future.</li> </ul> <p>The date format must be YYYY-MM-DDTHH:MM:SS-xx:xx. The time must be in the format: HH:MM:SS using a 24-hour clock. The date and time are separated by the letter T, such as 2009-06-26T17:00:00. The UTC offset indicates the number of hours/minutes, such as xx:xx, from UTC, such as 2009-06-26T17:00:00-04:00 is defined as June 26, 2009 5:00 p.m. Eastern Time.</p> <p>See <a href="#">Appendix M: Time Zones</a> for more information.</p>

## Samples

Sample code, sample transactions and the specific individual WSDL/XML guide(s) can be downloaded following these steps:

1. Go to the FedEx Developer Resource Center (DRC) at <http://fedex.com/developer>.
2. Enter your username and password to login to the DRC.
3. Expand "Technical Resources" on the left pane.
4. Expand "FedEx Web Services for Shipping" and choose "Get Started."
5. In the right-hand column of either the "Standard Services" or the "Advanced Services" tabs, click on the dropdown box for the appropriate service and choose the format required.
6. Go to the right column in the appropriate tab, select the Download code dropdown and choose the code in the format needed.

*Note: Select the checkmark box next to "Include Documentation (PDF)" box to get the WSDL guide also.*



## Error Messages

For error messages, see the [Appendix O: Error Code Messages](#) section of the *Web Services Developer Guide* in the Support area of the Developer Resource Center at **fedex.com/developer**.

# 29 FedEx Ground U.S. Shipping



[FedEx Ground U.S. Service Details](#)

[FedEx Ground U.S. Service Options](#)

[FedEx Ground U.S. Coding Details](#)

[FedEx Home Delivery Service Details](#)



Use the Shipping service to access the FedEx Ground® U.S. shipping features.

See [Shipping Services by Region](#) for a list of FedEx Ground U.S. services available by region.

## FedEx Ground U.S. Service Details

The following rules apply to FedEx Ground U.S. shipping:

- Shipments can originate from and be delivered to the 50 United States. Delivery between 1 to 5 business days within the contiguous U.S. and between 3 to 7 business days to and from Alaska and Hawaii.
- No Saturday pickup or delivery for FedEx Ground; shipping and delivery days are Monday through Friday (8 a.m. to close of business day). FedEx Ground delivery is not available to P.O. boxes.
- FedEx Ground accepts packages up to 150 lbs. The dimensions must not exceed 108" in length or 165" in length plus girth (L + 2W + 2H).
- HazMat shipments are allowed with restrictions. See [Chapter 21: Hazardous Materials \(FedEx Ground U.S.\)](#) for details. No hazardous materials can be shipped to or from Alaska and Hawaii.
- If the package is to a business, the service type is FedEx Ground. If the package is to a residence, the service type is FedEx Home Delivery®. For information about FedEx Home Delivery, see [FedEx Home Delivery Service Details](#).

For more detailed information about the services offered by FedEx, see the electronic **FedEx Service Guide**.

## FedEx Ground U.S. Service Options

The following service options are available for use with FedEx Ground U.S. shipping:

- [Alternate Return Address](#)

- [Chapter 15: Delivery Signature Services](#)
- [Chapter 28: Future Day Shipping](#)
- [Chapter 19: FedEx Ground U.S. Collect On Delivery \(C.O.D.\)](#)
- [Chapter 21: Hazardous Materials \(FedEx Ground U.S.\)](#)
- [Chapter 23: Hold at FedEx Location](#)
- [FedEx Home Delivery Service Details](#)
- [Chapter 27: Masked Data](#)
- [Chapter 25: Shipment Notification in the Ship Request](#)
- [Chapter 26: Variable Handling Charges](#)

## FedEx Ground U.S. Coding Details

- Both commercial and residential shipments are allowed with FedEx Ground U.S. shipping. If you select FedEx Ground as the shipping service but are shipping to a residential address, the Ship reply returns an error and you must select FedEx Home Delivery as the shipping service. If you are unsure about the residential status of an address, use the Address Validation Service to do a residential status check.
- You can bill shipping costs to your own account, your recipient's FedEx account, or a third-party FedEx account. You should always be sure you enter the appropriate FedEx account number if you want recipient or third-party billing. If the account number is missing or incorrect, you will be billed for the shipping costs.
- You can add reference elements to your Ship request that print on the shipping label, the customer invoice, or both. See the following tables for details.
- FedEx Ground shipments that exceed the published FedEx Ground limits are considered oversize shipments. A surcharge applies to any FedEx Ground package that measures greater than 60" in length but equal to or



less than 108" in length. The oversize surcharge is returned in the Ship reply. For more information regarding oversize calculations, see the electronic **FedEx Service Guide**.

- Nonstandard containers also incur an additional surcharge. The nonstandard container definition is:
  - A package not fully encased in an outer shipping container
  - A package encased in an outer shipping container made of wood
  - A drum or pail (less than 5 gallons) not fully encased in an outer shipping container made of corrugated cardboard
- FedEx Ground shipments may be created as multiple-package shipments (MPS). A multiple-package shipment consists of two or more packages shipped to the same recipient.

## Required Elements

The following elements are available to ship a FedEx Ground U.S. package:

### Recipient Information

Table 119. Recipient Information Elements

Element	Multiple Occurrence	Description
CompanyName	No	Required. The name of the company associated with the recipient.
Contact	No	Required. The name of the person receiving the shipment.
StreetLines	No	Combination of number, street name, and so on. At least one line is required for a valid physical address; empty lines should not be included.  Combination of number, street name, street type, and other defining attribute. At least one line is required for

Table 119. Recipient Information Elements, continued

Element	Multiple Occurrence	Description
		a valid physical address; empty lines should not be included.  Multiple occurrence field.
City	No	Required. Name of the city or town of the recipient.
StateOrProvinceCode	No	Required. Identifying abbreviation for U.S. state or Canada province. Format and presence of this field will vary, depending on country.  For more information, see <a href="#">Appendix B: U.S. State Codes</a> and <a href="#">Appendix C: Canada Province Codes</a> .
PostalCode	No	Required. Identification of a region (usually small) for mail and package delivery. Format and presence of this field will vary, depending on country.
Country Code	No	Identifies the recipient country.
CountryName	No	Required. The fully spelled out name of a country.
PhoneNumber	No	Required. The recipient's phone number.
Residential	No	Optional. However, if you ship to a residential address and do not include the Residential element, your rate quote will be incorrect.

## Billing

Table 120. Billing Elements

Element	Multiple Occurrence	Description
ShippingChargesPayment/ PaymentType	No	Required. Values are: <ul style="list-style-type: none"> <li>• ACCOUNT</li> <li>• COLLECT</li> <li>• SENDER</li> </ul>



Table 120. Billing Elements, continued

Element	Multiple Occurrence	Description
		<ul style="list-style-type: none"> <li>• RECIPIENT</li> <li>• THIRD_PARTY</li> </ul>
AccountNumber	No	Required. To ensure that shipping and customs charges are billed to the correct account number, include the AccountNumber element that corresponds to the Bill To element if payment type is SENDER, RECIPIENT, or THIRD_PARTY.
Currency	No	Required. The currency code of the monetary exchange for FedEx Services.  See <a href="#">Appendix F: Currency Codes</a> for a list of codes.  <i>Note: FedEx will provide currency conversion using FedEx Web Services. If you enter a currency other than the currency associated with your FedEx account number, rate quotes will be returned based on the specified currency.</i>
CountryCode	No	The country code associated with the currency type.
CountryName	No	Optional. The fully spelled out name of a country.
CustomerReferenceType	No	Optional. This element allows you to add reference information that prints on the shipping label and on your invoice. Reference information may also be used to track packages. Values are: <ul style="list-style-type: none"> <li>• BILL_OF_LADING</li> <li>• CUSTOMER_REFERENCE</li> <li>• DEPARTMENT_NUMBER</li> <li>• ELECTRONIC_PRODUCT_CODE</li> <li>• INTRACOUNTRY_REGULATORY_REFERENCE</li> <li>• INVOICE_NUMBER</li> <li>• P_O_NUMBER</li> <li>• RMA_ASSOCIATION</li> <li>• SHIPMENT_INTEGRITY</li> </ul>

Table 120. Billing Elements, continued

Element	Multiple Occurrence	Description
		<ul style="list-style-type: none"> <li>• STORE_NUMBER</li> </ul> SHIPMENT_INTEGRITY prints only on the invoice.  <i>Note: Reference information is submitted on the shipment level. However, you may add up to three references per shipment.</i>  <i>See the <a href="#">Reference Elements with Output Location</a> table for more information about where your reference information prints.</i>
CustomerReference/Value	No	Optional. Reference information to be associated with the CustomerReferenceType. For example, if you designate INVOICE_NUMBER in the CustomerReferenceType element, the actual invoice number associated with the package is included in the CustomerReference/Value element.

### Multiple-Package Shipment Elements

This option is available for FedEx Express U.S. and international multiple-package shipments (MPS), FedEx Ground U.S. and international MPS, FedEx Express U.S. C.O.D. and international C.O.D. MPS and FedEx Ground U.S. C.O.D. and international C.O.D. MPS.

For more information about MPS see FedEx Express U.S. Multiple-Package Shipments.

*Note: Up to 200 MPS packages may be created for one master shipment.*

Table 121. Multiple-Package Shipment Elements

Element	Multiple Occurrence	Description
PackageCount	No	Required for MPS. Total number of packages in the shipment.



Table 121. Multiple-Package Shipment Elements, continued

Element	Multiple Occurrence	Description
SequenceNumber	No	Required if PackageCount is greater than 1. The sequence number determines the master package and is important when shipment level information is added for that package. The shipment level information added to a master package applies to all packages in the shipment.
MasterTrackingID	No	Required. The MasterTrackingID element is returned with the first package reply. This element contains both the MasterTrackingNumber and the FormID elements. The MasterTrackingID element must be added to each subsequent ship request for all other packages in the multiple-package shipment.
MasterTrackingID/ TrackingIDType	No	Valid values are: <ul style="list-style-type: none"> <li>• EXPRESS</li> <li>• FREIGHT</li> <li>• GROUND</li> <li>• USPS</li> <li>• FEDEX</li> </ul>

## Package and Shipment Details

Table 122. Package and Shipment Details Elements

Element	Multiple Occurrence	Description
ServiceType	No	Required. Valid values are: <ul style="list-style-type: none"> <li>• FEDEX_GROUND</li> <li>• GROUND_HOME_DELIVERY</li> <li>• FEDEX_FREIGHT_PRIORITY</li> <li>• FEDEX_FREIGHT_ECONOMY</li> <li>• SAME_DAY</li> </ul>

Table 122. Package and Shipment Details Elements, continued

Element	Multiple Occurrence	Description
		<ul style="list-style-type: none"> <li>• SAME_DAY_CITY</li> </ul> <p><i>Note: If you ship to a residential address, your service type must be GROUND_HOME_DELIVERY.</i></p>
PackagingType	Yes	Required. Valid value is YOUR_PACKAGING.
Weight	Yes	Required. Units and Value are included in this element. Values for the Units element are: <ul style="list-style-type: none"> <li>• LB</li> <li>• KG</li> </ul> <p>The Value element must contain the actual package weight. For MPS, each ship request must contain the package weight.</p>
TotalWeight	No	Required for MPS. The TotalWeight element is submitted for the master package only, not the subsequent child packages. The master package (designated as 1 in the PackageCount element) contains the total package weight in the multiple-package shipment. <p>Units and Value are included in this Element. Values for the Units element are:</p> <ul style="list-style-type: none"> <li>• LB</li> <li>• KG</li> </ul> <p>The Value element must contain actual package weight.</p>
Dimensions/Height	Yes	Optional. Submitted in the Ship request on the package level.
Dimensions/Width	Yes	Optional. Submitted in the Ship request on the package level.
Dimensions/Length	Yes	Optional. Submitted in the Ship request on the package level.



Table 122. Package and Shipment Details Elements, continued

Element	Multiple Occurrence	Description
Dimensions/Units	Yes	Required if dimensions (Height, Width, Length) are submitted. Values are: <ul style="list-style-type: none"> <li>• IN</li> <li>• CM</li> </ul>
TotalInsuredValue/Amount	No	You may enter a value in this element to declare additional value for this shipment. For MPS, the master package should contain the total declared value for the shipment. No declared value is added to subsequent child shipments. FedEx does not provide insurance of any kind.
PreferredCurrency	No	Indicates the currency the shipper requests to have used in all returned monetary values (when a choice is possible).
ShipTimestamp	No	Date of shipment. For FedEx Ground and FedEx Home Delivery packages, this can be the current date or up to 10 days in the future.  The date format must be YYYY-MM-DDTHH:MM:SS-xx:xx. The time must be in the format: HH:MM:SS using a 24-hour clock. The date and time are separated by the letter T, such as 2009-06-26T17:00:00. The UTC offset indicates the number of hours/minutes, such as xx:xx, from UTC, such as 2009-06-26T17:00:00-04:00 is defined as June 26, 2009 5:00 p.m. Eastern Time.  <i>See <a href="#">Appendix M: Time Zones</a> for more information about time zones.</i>

## Label Requirements

Table 123. LabelSpecification Element

Element	Multiple Occurrence	Description
LabelSpecification	No	To identify the type of label format you will receive, elements in the LabelSpecification complex type element should be included in the ProcessShipment request (depending on your label format). More information about label printing is provided in <a href="#">Chapter 12: Creating a Label</a> .

To determine if special options apply at the shipment level (controls every package in the MPS) or at the package level (levied for a particular package), refer to the following table:

Table 124. Package vs. Shipment Level Shipping Options

Shipping Option	Package vs. Shipment Level
Delivery Signature Options	Shipment
HazMat	Shipment
Reference Elements	Package
Shipment Notification	Package

## FedEx Home Delivery Convenient Delivery Options

You may also choose from three convenient delivery options for your FedEx Home Delivery shipments:

- FedEx Date Certain Home Delivery<sup>®</sup>: FedEx contacts the recipient (recipient's phone number is required in transaction) and schedules a specific date for package delivery.





- FedEx Evening Home Delivery<sup>®</sup>: Just like “Date Certain Delivery,” FedEx contacts the customer (recipient’s phone number is required in transaction) and schedules an evening package delivery.
- FedEx Appointment Home Delivery<sup>®</sup>: This option is time-specific. If you want your package delivered at 1:30 on Tuesday, FedEx calls the recipient to confirm this date and time. The recipient phone number is required in the transaction.

*Note: FedEx Home Delivery convenient delivery options are requested on the package level and incur surcharges.*

### Elements for FedEx Home Delivery Convenient Delivery Options

Table 125. Home Delivery Convenient Delivery Options Elements

Element	Description
HomeDeliveryPremiumDetail/ HomeDeliveryPremiumType	Valid values are: <ul style="list-style-type: none"> <li>• APPOINTMENT</li> <li>• DATE_CERTAIN</li> <li>• EVENING</li> </ul>
HomeDeliveryPremiumDetail/Date	Required for FedEx Date Certain Home Delivery. Valid dates are Monday through Saturday.
HomeDeliveryPremiumDetail/ DeliveryInstructions	Optional. Allows additional delivery instructions are for any FedEx Home Delivery convenient delivery option.
HomeDeliveryPremiumDelivery/ PhoneNumber	Required for FedEx Date Certain Home Delivery and FedEx Appointment Home Delivery. FedEx contacts the recipient at this number to schedule delivery.

### Reply Elements

In the ShipResponse/ProcessShipmentReply, the following elements are returned:

- Error messages with severity

- Tracking number(s): Assigned to all packages. For FedEx Ground C.O.D., you receive origin shipment-status tracking number and C.O.D. return payment tracking number.
- Rates and surcharges: For more information, see Registration Service.
- Service commitment
- Routing code
- Origin commitment
- Time in transit detail
- Station ID (where applicable)

### Reference Elements with Output Location

The ShipService WSDL includes these CustomerReference/CustomerReferenceType elements:

*Note: Additional surcharges apply to FedEx Home Delivery convenient delivery options. These elements can also be configured to print on the thermal label Doc-Tab. For more information, see the [Canada Export International](#).*

You may use reference elements to track packages or to tie packages together for a single track request.

Table 126. Customer Reference/CustomerReferenceType Elements

Value	Prints
BILL_OF_LADING	Shipping label and invoice.
CUSTOMER_REFERENCE	Shipping label, FedEx Ground shipping reports, and in the Customer Reference element on the invoice.
INVOICE_NUMBER	Shipping label and invoice.
P_O_NUMBER	Shipping label and invoice.
RMA_ASSOCIATION	Shipping label and invoice.
SHIPMENT_INTEGRITY	Invoice.



Table 126. Customer Reference/CustomerReferenceType Elements, continued

Value	Prints
STORE_NUMBER	Shipping label and invoice.

## FedEx Home Delivery Service Details

The following rules apply to FedEx Home Delivery (residential flag checked):

- Shipment can originate from and be delivered to the 50 United States, although longer transit times apply to Alaska and Hawaii.
- Shipping and delivery days are Tuesday through Saturday from 9 a.m. to 8 p.m.
- Package weight and size can be up to 70 lbs., 108" in length, or 165" in combined length plus girth (L+2W+2H).
- FedEx Home Delivery is not available to P.O. boxes.
- No HazMat except ORM-D packages: *see* [Chapter 21: Hazardous Materials \(FedEx Ground U.S.\)](#) for details.
- Options include Delivery Signature Services, Signature Proof of Delivery (SPOD), and [Chapter 30: FedEx SmartPost Shipping](#).
- Nonstandard packaging: Include this element in your transaction to indicate that your shipment is packaged in a nonstandard or irregularly shaped container (such as a pail). A surcharge may apply. Contact FedEx Ground Customer Service at **1.800.GoFedEx 1.800.463.3339** for guidelines or to find out if your packaging is nonstandard.

- For shipments including alcohol, *see* [Alcohol Shipping](#) for more information.

For more detailed information about the services offered by FedEx, see the electronic ***FedEx Service Guide***.

## FedEx Home Delivery Convenient Delivery Options

FedEx Home Delivery is part of FedEx Ground shipping. You can use FedEx Home Delivery to ship packages to residential addresses. You can use the basic FedEx Ground transaction for FedEx Home Delivery shipments. You can also use the following options as needed:

### FedEx Date Certain Home Delivery

Use this convenient delivery option to specify a delivery date for FedEx Home Delivery. For example, if your recipient is available to accept packages on Thursdays only, you may enter a specific Thursday as the delivery date in your shipping transaction.

### FedEx Evening Home Delivery

Use this convenient delivery option to specify delivery between 5 p.m. and 8 p.m., based on the recipient's local time zone.

### FedEx Appointment Home Delivery

Use this convenient delivery option to specify an appointment for delivery. The recipient is contacted by the local FedEx Home Delivery terminal when the shipment arrives, to set a delivery appointment.

# 30 FedEx SmartPost Shipping



[FedEx SmartPost Service Details](#)

[FedEx SmartPost Returns Service Details](#)



FedEx SmartPost® and FedEx SmartPost® Returns each require a service contract. To sign up for FedEx SmartPost outbound shipping or FedEx SmartPost Returns, contact your FedEx account executive.

FedEx SmartPost helps you consolidate and deliver high volumes of low-weight, non time-critical business-to-consumer packages using the United States Postal Service (USPS) for final delivery to residences. This service provides delivery Monday through Saturday to all residential addresses in the U.S., including P.O. boxes and military APO and FPO destinations.

FedEx SmartPost also offers FedEx SmartPost Returns service, delivery and shipment email notifications for U.S. outbound shipments, customizable labels, and Future Day shipping.

## FedEx SmartPost Service Details

FedEx SmartPost Service includes the following features:

- FedEx SmartPost is available for shipments originating in the 48 contiguous United States only. Alaska, Hawaii, Puerto Rico, and the U.S. territories are not included as origin points.
- The FedEx SmartPost service allows delivery to all 50 United States and the U.S. territories, including PO boxes and military locations (Army Post office - APO, Fleet Post Office - FPO, Diplomatic Post Office - DPO), and Puerto Rico.
- FedEx SmartPost supports customer packaging only. Because FedEx SmartPost employs the USPS for final delivery to residences, packages are subject to USPS restrictions.
- Future Day shipping is available for FedEx SmartPost shipments.
- Saturday delivery is possible by USPS. No FedEx surcharge applies in this case.
- Packages can only be tracked using the Delivery Confirmation Number (DCN) assigned to each FedEx SmartPost package.

- FedEx SmartPost Returns provides a U.S. to U.S. returns service for all shippers with more than 100 returns a day. Once contracted, a shipper can use any service for their outbound shipping and still use FedEx SmartPost Returns. Both print and email return label options are available. Consumers can conveniently return packages from all 50 states, Puerto Rico, U.S. territories and military locations simply by placing it in their mailbox, dropping it off at their local Post Office, at a USPS collection box or handing it off to a USPS carrier by taking advantage of a free package pickup.

*Note: A separate account number is given for FedEx SmartPost outbound shipments and FedEx SmartPost Returns. If a customer is contracted with return services, they need to use the associate account rolup to a national number.*

For Standard Mail, Bound Printed Matter, and Media the following dimensions restriction applies:

- Dimensions: No more than 84" in combined length and girth (L+2W+2H).
- No one dimension greater than 60".
- Minimum dimensions are 6" L x 4" W x 1".

For Parcel Select the following restrictions apply:

- Dimensions: No more than 130" in combined length and girth.
- No one dimension can be greater than 60".
- Minimum Dimensions are 6" L X 4" W X 1".

For more detailed information about FedEx SmartPost outbound shipping and returns, go to [fedex.com/us/smartpost](https://www.fedex.com/us/smartpost).

## FedEx SmartPost Request Elements

In addition to the elements required for all requests, the following elements are included in the FedEx SmartPost request:



# FedEx SmartPost Shipping

Table 127. FedEx SmartPost Request Elements

Element	Description
ProcessShipmentRequest/ RequestedShipment/ ServiceType	Required. Specify SMART_POST for FedEx SmartPost shipping services.
SmartPostDetail	Required. Specify the appropriate details for a FedEx SmartPost shipment.
SmartPostDetail/Indicia	Required. Specify the indicia type. Available options include: <ul style="list-style-type: none"> <li>• MEDIA_MAIL</li> <li>• PARCEL_SELECT (1 LB through 70 LBS)</li> <li>• PRESORTED_BOUND_PRINTED_MATTER</li> <li>• PRESORTED_STANDARD (less than 1 LB)</li> <li>• PARCEL_RETURN</li> </ul>
SmartPostDetail/ AncillaryEndorsement	Optional. Specify an endorsement type from the following valid values: <ul style="list-style-type: none"> <li>• ADDRESS_CORRECTION</li> <li>• CARRIER_LEAVE_IF_NO_RESPONSE</li> <li>• CHANGE_SERVICE</li> <li>• FORWARDING_SERVICE</li> <li>• RETURN_SERVICE</li> </ul> <p><i>Note: For FedEx SmartPost Standard Mail (Presorted Standard &lt; 1 lb.) shipments with delivery confirmation, either RETURN SERVICE REQUESTED or ADDRESS SERVICE REQUESTED is permitted.</i></p>
SmartPostDetail/HubID	Required. Specify the HubID using the four-digit numeric value. Valid values are: <ul style="list-style-type: none"> <li>• 5185 ALPA Allentown</li> <li>• 5303 ATGA Atlanta</li> <li>• 5281 CHNC Charlotte</li> <li>• 5602 CIIL Chicago</li> <li>• 5929 COCA Chino</li> <li>• 5751 DLTX Dallas</li> <li>• 5802 DNCO Denver</li> <li>• 5481 DTMI Detroit</li> </ul>

Table 127. FedEx SmartPost Request Elements, continued

Element	Description
	<ul style="list-style-type: none"> <li>• 5087 EDNJ Edison</li> <li>• 5431 GCOH Grove City</li> <li>• 5771 HOTX Houston</li> <li>• 5465 ININ Indianapolis</li> <li>• 5648 KCKS Kansas City</li> <li>• 5902 LACA Los Angeles</li> <li>• 5254 MAWV Martinsburg</li> <li>• 5379 METN Memphis</li> <li>• 5552 MPMN Minneapolis</li> <li>• 5531 NBWI New Berlin</li> <li>• 5110 NENY Newburgh</li> <li>• 5015 NOMA Northborough</li> <li>• 5327 ORFL Orlando</li> <li>• 5194 PHPA Philadelphia</li> <li>• 5854 PHAZ Phoenix</li> <li>• 5150 PTPA Pittsburgh</li> <li>• 5958 SACA Sacramento</li> <li>• 5843 SCUT Salt Lake City</li> <li>• 5983 SEWA Seattle</li> <li>• 5631 STMO St. Louis</li> </ul> <p><i>Note: Include only the numeric HubID value in your request.</i></p>
SmartPostDetail/ CustomerManifestID	Optional. The CustomerManifestId is used to group FedEx SmartPost packages onto a manifest for each trailer that is being prepared. <p>If you have multiple trailers, you must assign a Manifest Id to each FedEx SmartPost package as determined by its trailer. The Manifest Id must be unique to your account number for a minimum of 6 months and cannot exceed 8 characters in length.</p> <p>We recommend that you use the day of year, the trailer id (a sequential number for that trailer). For example, if there are 3 trailers that you started loading on Feb 10, then the 3 Manifest Ids would be</p>



Table 127. FedEx SmartPost Request Elements, continued

Element	Description
	041001, 041002, 041003 (this example includes leading zeros on the trailer numbers). The maximum length is 8 characters.
RequestedShipment/ RequestedPackageLineItems/ PhysicalPackaging	Optional Provides additional detail on how the customer has physically packaged this item.

## FedEx SmartPost Reply Elements

SmartPost ship replies will include a shipping label image buffer and at least one Tracking ID. Please use the United States Postal Service (USPS) Tracking ID value.

SmartPost outbound ship replies will also include rate elements with estimated rates. SmartPost Return shipping label replies will **not** include rate elements and estimates.

The following SmartPost-specific elements are returned in the FedEx SmartPost ship reply:

Table 128. FedEx SmartPost Reply Elements

Element	Description
ProcessShipmentReply/ CompletedShipmentDetail/ UsDomestic	Indicates whether or not this is an intra-U.S. shipment.
ProcessShipmentReply/ CompletedShipmentDetail/ CarrierCode	Indicates the carrier that will be used to deliver this shipment.
ProcessShipmentReply/ CompletedShipmentDetail/ MasterTrackingId	The master tracking number and form ID of this multiple piece shipment. This information is to be provided for each subsequent of a multiple piece shipment.

Table 128. FedEx SmartPost Reply Elements, continued

Element	Description
MasterTrackingId/ TrackingIdType	Lists the type of tracking ID. Valid values are: <ul style="list-style-type: none"> <li>• FEDEX</li> <li>• GROUND</li> <li>• USPS</li> </ul> A UPS tracking number will only return the status of the package while it is being handled by USPS. But a FedEx Ground tracking number will return all the data.
MasterTrackingId/FormId	Describes in detail the type of airbill and shipment moving through the FedEx system.
MasterTrackingId/ UspsApplicationId	For use with Smartpost tracking IDs only.
MasterTrackingId/ TrackingNumber	Specifies the tracking number of the package.
ProcessShipmentReply/ CompletedShipmentDetail/ ServiceTypeDescription	Description of the FedEx service used for this shipment. Currently not supported.
ProcessShipmentReply/ CompletedShipmentDetail/ PackagingDescription	Description of the packaging used for this shipment. Currently not supported.
ProcessShipmentReply/ CompletedShipmentDetail/ OperationalDetail	Specifies the shipment level operational information.
ProcessShipmentReply/ CompletedShipmentDetail/ AccessDetail	Used only with pending shipments.
ProcessShipmentReply/ CompletedShipmentDetail/ SmartPostDetail/	Returns FedEx SmartPost shipment account details including: <ul style="list-style-type: none"> <li>• Machineable (indicates whether the shipment is deemed to be machineable, based on dimensions, weight, and packaging)</li> <li>• AllowedHubs</li> <li>• MailerId</li> </ul>



Table 128. FedEx SmartPost Reply Elements, continued

Element	Description
	<ul style="list-style-type: none"> <li>• DistributionCenter</li> <li>• SmartPostId</li> <li>• PickupCarrier (CarrierCodeType)</li> <li>• AllowedIndicia</li> <li>• AllowedSpecialServices</li> <li>• SmartPostHubId</li> <li>• MaximumTransitTime</li> </ul>
ProcessShipmentReply/ CompletedShipmentDetail/ ShipmentRating	All shipment-level rating data for this shipment, which may include data for multiple rate types.
ProcessShipmentReply/ CompletedShipmentDetail/ ShipmentDocuments	All shipment-level shipping documents (other than labels and barcodes).
ProcessShipmentReply/ CompletedShipmentDetail/ AssociatedShipments	The details of any associated shipments.
ProcessShipmentReply/ CompletedShipmentDetail/ CompletedPackageDetails	Package level details about this package.

## FedEx SmartPost APO/FPO/DPO

FedEx SmartPost allows customers to ship orders to APO (Army/Air Force Post Office), FPO (Fleet Post Office) or DPO (Diplomatic/Defense Postal Office) addresses. Include the following element values to ship to these addresses:

Table 129. FedEx SmartPost APO/FPO/DPO Elements

Element	Value
City	Valid values are: <ul style="list-style-type: none"> <li>• APO</li> </ul>

Table 129. FedEx SmartPost APO/FPO/DPO Elements, continued

Element	Value
	<ul style="list-style-type: none"> <li>• FPO</li> <li>• DPO</li> </ul>
StateOrProvinceCode	Valid values are: <ul style="list-style-type: none"> <li>• AA - Armed Forces Americas</li> <li>• AE - Armed Forces Europe</li> <li>• AP - Armed Forces Pacific</li> </ul>

Since packages shipped to APO/FPO/DPO are potentially dutiable, the USPS requires that all customers use Form 2976A when shipping APO/FPO/DPO packages, regardless of weight and value. For more information on customs and USPS requirements and to complete and print the forms online, refer to the USPS Website at [http://ribbs.usps.gov/index.cfm?page=siteindexa\\_z](http://ribbs.usps.gov/index.cfm?page=siteindexa_z).

The following is an example of a FedEx SmartPost APO address:

StreetLines: PSC 2 box 7629

City: APO

StateOrProvinceCode: AE

PostalCode: 09012

CountryCode: US

The following reply elements would be returned for the FedEx SmartPost APO Address Validation:

```
<v2:ProposedAddressDetails>
<v2:Score>100</v2:Score>
<v2:Changes>MODIFIED_TO_ACHIEVE_MATCH</v2:Changes>
<v2:Changes>APO_OR_FPO_MATCH</v2:Changes>
<v2:DeliveryPointValidation>CONFIRMED
</v2:DeliveryPointValidation>
<v2:Address>
```





```
<v2:StreetLines>Psc 2 Box 7629</v2:StreetLines>
<v2:City>APO</v2:City>
<v2:StateOrProvinceCode>Ae</v2:StateOrProvinceCode>
<v2:PostalCode>09012-0026</v2:PostalCode>
<v2:CountryCode>US</v2:CountryCode>
</v2:Address>
```

## FedEx SmartPost Labels

FedEx SmartPost shipments use one of the following two types of labels based on the specified pickup carrier:

- FedEx SmartPost label - FedEx SmartPost is the pickup carrier
- FedEx integrated label - FedEx Ground® is the pickup carrier

The pickup carrier type is designated by the FedEx account executive based on the volume requirement at the time of the contract and is stored on FedEx system.

The FedEx SmartPost label type supports the Customer Reference barcode when <CustomerReference> element is used in the Ship request. The FedEx integrated label supports FedEx Ground barcode below the USPS Delivery Confirmation barcode at the bottom half of the label.

## FedEx SmartPost Returns Service Details

For an online retailer or other residential shipper, a no-hassle returns process is critical for customer satisfaction and loyalty. FedEx SmartPost Returns service is an ideal solution because it provides your recipients with the convenience of U.S. Postal Service® (USPS®) access points for their returns, as well as free package pickup from their home or business address.

FedEx SmartPost Returns is a contract-only service for customers with high-volume returns (100 average daily volume) of low-weight residential packages. It's a cost-effective, reliable solution that utilizes the strength of the FedEx® network and the access of the USPS. In addition, FedEx SmartPost

Returns provides visibility throughout the returns process to your customer service and operations departments, as well as to the return shipper.

*Note: FedEx SmartPost Returns does not provide estimated shipping rates when using the Rating or Shipping Web services.*

## How it Works

When using FedEx SmartPost Returns, you can choose three methods of processing your return labels:

- Include pre-printed return labels in your original shipments.
- Direct your customers back to your Website to process and print online labels using a ProcessShipment web service.
- Send your customers an email that includes a FedEx URL link to the return shipping label for them to print using a CreatePendingShipment web service.

The return shipper then simply puts the label on the package and tenders it at a USPS access point including any of the 36,000 retail locations or thousands of collection boxes, or even their own mailbox. They can also call for the free USPS package pickup service.

Once your customers' returns packages are picked up by the USPS, they'll be consolidated into larger shipments at local post offices and picked up by FedEx for shipment to you.

FedEx SmartPost provides U.S. to U.S. returns to all shippers regardless of volume segment and includes Email Return Labels and Future Day shipment. Shippers can use any FedEx Express or Competitor outbound service and still contract to use FedEx SmartPost Returns services.

## Features

- To use the FedEx SmartPost Returns service, shippers must have an account flagged as eligible for FedEx SmartPost Returns and be U.S.





based payors. U.S. Dollars (USD) is the only currency that is supported for a FedEx SmartPost shipment.

- Whenever customers request a return label, they must send in the Returns account number also.
- The only packaging type available is the customer's own packaging.
- Eligible payment types are Bill Sender or Associated Account.

*Note: If a customer has one set of credentials and multiple return locations, they will use the Account Number for the correct receiving location and a PaymentType of "ACCOUNT" in the Payor section. The address for the proper receiving location will then print on the SmartPost Return label.*

- A prepaid USPS integrated return shipping label is provided, which means your customers don't have to stand in line at a shipping location to obtain the proper documentation and don't incur any out-of-pocket expenses.
- USPS daily pickup options of Monday through Saturday, offering your customers convenient access for tendering their package at a local post office, a postal collection box or their own mailbox. Return shippers also can request a free USPS package pickup at [www.usps.gov/pickup](http://www.usps.gov/pickup).
- Coverage to every residential address in the U.S., including P.O. boxes and APO/FPO/DPO destinations.
- Transit times of 2 to 7 business days. This means you can quickly and efficiently cycle returned products back into inventory for faster redeployment into the market — generating revenue and reducing the effects of product depreciation.
- Maximum package weight of 70 lbs.
- No residential or Saturday pickup surcharges.
- FedEx SmartPost Returns does not provide estimated shipping rates when using the Rating or Shipping Web services.
- Inbound shipment visibility via FedEx InSight®. FedEx InSight email notifications provide timely and automatic status information about your

inbound FedEx SmartPost Returns packages and include an estimated delivery date assigned when the FedEx SmartPost origin hub receives the package, enabling you to plan accordingly.

- Visibility for your customers through the tracking or RMA number on **fedex.com**. With an up-to-the-minute view of their returns, customers are not calling your customer service department for shipment-status updates.

Customer reports via FedEx® Reporting Online. Limit of liability is \$100.

## FedEx SmartPost Print Return Labels

You can create a return label that can be printed using a variation of the Ship web service. The recipient can then apply this label to the return package as needed and drop the package off at a U.S. Postal Service drop-off location, or their local mail carrier can pick up the package at the home address. No charges are assessed until the label is used. In addition, a Returns Merchant Authorization (RMA) reference number can be included as a reference field in your ship transaction. The RMA number prints on the label and can be used to track the return package.

- FedEx SmartPost® Returns service supports both FedEx SmartPost® Email Return Labels and FedEx SmartPost® Print Return Labels. You can request shipment and delivery email notifications. However, ancillary endorsements are not supported.

For FedEx SmartPost Returns, FedEx Ground integrated print and FedEx SmartPost Email Return Label options are available.

- The maximum number of packages allowed for FedEx SmartPost Print Return Label shipments is 999, and 25 for FedEx SmartPost Email Return Label shipments.
- FedEx SmartPost return labels are not available for international destinations.
- Dangerous Goods and Hazardous Materials cannot be shipped.



- FedEx SmartPost returns does not provide estimated shipping rates when using the Rating or Shipping web services.
- Declared value is not available for FedEx SmartPost return labels. If you wish to declare a value, use FedEx Express or FedEx Ground return label services instead.
- Return labels do not expire.
- Returns shipments are billed upon the delivery scan.
- All label formats supported by FedEx Web Services (laser, thermal) are available for FedEx SmartPost Returns shipping labels.
- FedEx SmartPost Email Return Labels are not available for U.S. territories and Puerto Rico.

## FedEx SmartPost Returns Request Elements

Begin your ship request with the basic Ship Request elements as detailed in [Chapter 13: FedEx Express U.S. Shipping](#) under the heading [FedEx Express U.S. Coding Details](#).

Add the following elements in your ProcessShipmentRequest to receive a FedEx SmartPost Return Label in your ship reply.

Table 130. FedEx SmartPost Returns Request Elements

Element	Required or Optional	Description
SpecialServicesRequested/ SpecialServiceTypes	Required	Include the value: RETURN_SHIPMENT.
ReturnShipmentDetail/ ReturnType	Required	The type of return shipment being requested. Valid value is PRINT_RETURN_LABEL.  With this option you can print a return label to be applied to the box of a return. This option cannot be used to print an outbound label.

Table 130. FedEx SmartPost Returns Request Elements, continued

Element	Required or Optional	Description
RequestedShipment/ RequestedPackageLineItems/ CustomerReferences/ CustomerReferenceType	Optional	Include the value: RMA_ASSOCIATION
RequestedShipment/ RequestedPackageLineItems/ CustomerReferences/Value	Optional	Include the value: Number  The RMA number associated with the return shipment. Including this number in your request allows you to track by RMA number up to 20 alphanumeric characters.
ProcessShipmentRequest/ RequestedShipment/ServiceType	Required	Specify SMART_POST for FedEx SmartPost shipping services.
SmartPostDetail	Required	Required. Specify the appropriate details for a FedEx SmartPost shipment.
SmartPostDetail/Indicia	Required	Required. Specify the indicia type. Available option includes: PARCEL_RETURN.
SmartPostDetail/HubID	Required	Required. Specify the HubID. Valid values are: <ul style="list-style-type: none"> <li>• 5185 ALPA Allentown</li> <li>• 5303 ATGA Atlanta</li> <li>• 5281 CHNC Charlotte</li> <li>• 5602 CIIL Chicago</li> <li>• 5929 COCA Chino</li> <li>• 5751 DLTX Dallas</li> <li>• 5802 DNCO Denver</li> <li>• 5481 DTMI Detroit</li> <li>• 5087 EDNJ Edison</li> <li>• 5431 GCOH Grove City</li> <li>• 5771 HOTX Houston</li> <li>• 5465 ININ Indianapolis</li> <li>• 5648 KCKS Kansas City</li> <li>• 5902 LACA Los Angeles</li> </ul>



Table 130. FedEx SmartPost Returns Request Elements, continued

Element	Required or Optional	Description
		<ul style="list-style-type: none"> <li>• 5254 MAWV Martinsburg</li> <li>• 5379 METN Memphis</li> <li>• 5552 MPMN Minneapolis</li> <li>• 5531 NBWI New Berlin</li> <li>• 5110 NENY Newburgh</li> <li>• 5015 NOMA Northborough</li> <li>• 5327 ORFL Orlando</li> <li>• 5194 PHPA Philadelphia</li> <li>• 5854 PHAZ Phoenix</li> <li>• 5150 PTPA Pittsburgh</li> <li>• 5958 SACA Sacramento</li> <li>• 5843 SCUT Salt Lake City</li> <li>• 5983 SEWA Seattle</li> <li>• 5631 STMO St. Louis</li> </ul> <p><i>Note: Include only the numeric HubID value in your request.</i></p>

## FedEx SmartPost Email Return Labels

You can use the power of **fedex.com** to create return shipping labels for FedEx SmartPost® Returns. The **fedex.com** website will email your customer with a link to view and print the label. The customer can take the package to any local United States Postal Center or have their local mail carrier collect the package during their normal mail rounds. The package will be returned to your location using FedEx SmartPost.

You will use the CreatePendingShipment request in ShipService web service to trigger **fedex.com** to create the appropriate FedEx SmartPost Return Label and notify the customer through an email from FedEx. You will use the

CreatePendingShipment web services in the ShipService WSDL or Schema file to cancel the label before it expires.

*Note: SmartPost Returns does not provide estimated shipping rates when using the Rating or Shipping web service.*

### Delivery Area

FedEx SmartPost Returns Service is available throughout the 50 United States, U.S. territories, APOs, FPOs and DPOs. FedEx customer emails can be sent to any standard email address.

### Email Return Labels Coding Details

The following coding details apply to email labels:

- The email label is created using elements from the CreatingPendingShipmentRequest in the ShipService WSDL for FedEx SmartPost Returns.
- The email label request is canceled using elements from the CancelPendingShipmentRequest in the ShipService WSDL for FedEx SmartPost Return Labels.
- You may request up to 25 email labels to one email address using one request transaction.
- Email label URLs expire according to expiration time stamp you specify in your request.
- After the customer prints the label, the label does not expire but can be used indefinitely.
- The only label format supported is 8-1/2" x 11" plain paper printed on a Laser printer.
- A surcharge is added to a returns email label.
- The maximum expiration date for an email label must be greater or equal to the day of the label request and no greater than 30 days in future.



## Returns (Inbound) Email Label Elements

Basic information is required in a CreatePendingShipment Request:

*Note: Name and address elements in the CreatePendingShipment request will appear in the email the customer receives from FedEx, but won't be on the shipping label.*

Table 131. CreatePendingShipment Basic Returns Email Label Request Elements

Element	Required	Description
CreatePendingShipment	Required	The web service inside the Ship Service WSDL file used to create all Email Return Labels
WebAuthenticationDetail/ UserCredential/Key	Required	The value for the Key was provided by FedEx upon your request through the FedEx Developer Resource Center. It is an alphanumeric mixed-case string.
WebAuthenticationDetail/ UserCredential/Password	Required	The value for the Password was provided by FedEx upon your request through the FedEx Developer Resource Center. It is an alphanumeric mixed-case string.
ClientDetail/AccountNumber	Required	The FedEx Express nine-digit meter number that was provided by FedEx upon your request through the FedEx Developer Resource Center.
ClientDetail/MeterNumber	Required	The FedEx Express meter number that was provided by FedEx upon your request through the FedEx Developer Resource Center.
Version/ServiceId	Required	The value is "ship"
Version/Major	Required	The current value is "13".
Version/Intermediate	Required	The current value is "0".
Version/Minor	Required	The current value is "0".
RequestedShipment/ ServiceType	Required	For this transaction the valid value is SMART_POST.
RequestedShipment/Shipper/ Contact/PersonName	Optional and/or Required	Required if Contact name is blank.

Table 131. CreatePendingShipment Basic Returns Email Label Request Elements, continued

Element	Required	Description
RequestedShipment/Shipper/ Contact/CompanyName	Optional and/or Required	Required if Company name is blank.
RequestedShipment/Shipper/ Contact/PhoneNumber	Required	Shipper phone number. Numeric only.
RequestedShipment/Shipper/ Contact	Optional and/or Required	There are additional fields available. They are optional.
RequestedShipment/Shipper/ Address/StreetLines	Optional and/or Required	At least one street address line is required. This is a multiple occurrence field.
RequestedShipment/Shipper/ Address/City	Required	Shipper city.
RequestedShipment/Shipper/ Address/StateOrProvinceCode	Required	Please refer to Appendix B for a list of State Codes.
RequestedShipment/Shipper/ Address/PostalCode	Required	Shipper postal code.
RequestedShipment/Shipper/ Address/CountryCode	Required	Valid value - US
RequestedShipment/Shipper/ Address/CountryName	Optional	The fully spelled out name of a country
RequestedShipment/Shipper/ Address	Optional and/or Required	There are additional fields available. They are optional.
RequestedShipment/ Recipient/Contact	Optional	The descriptive data for a point-of-contact person.
RequestedShipment/ Recipient/Contact/ContactId	Optional	Client provided identifier corresponding to this contact information.



# FedEx SmartPost Shipping

Table 131. CreatePendingShipment Basic Returns Email Label Request Elements, continued

Element	Required	Description
RequestedShipment/Recipient/Contact/PersonName	Optional and/or Required	Required if Contact name is blank.
RequestedShipment/Recipient/Contact/Title	Optional	Identifies the contact person's title.
RequestedShipment/Recipient/Contact/CompanyName	Optional and/or Required	Required if Company name is blank.
RequestedShipment/Recipient/Contact/PhoneNumber	Required	Required. Recipient phone number. Numeric only.
RequestedShipment/Recipient/Contact/PhoneExtension	Optional	Identifies the phone extension associated with this contact.
RequestedShipment/Recipient/Contact/TollFreePhoneNumber	Optional	Identifies a toll free number, if any, associated with this contact.
RequestedShipment/Recipient/Contact/FaxNumber	Optional	Identifies the fax number associated with this contact
RequestedShipment/Recipient/Contact/EmailAddress	Optional	Identifies the email address associated with this contact.
RequestedShipment/Recipient/Address/StreetLines	Optional and/or Required	At least one street address line is required. This is a multiple occurrence field.
RequestedShipment/Recipient/Address/City	Required	Recipient city.
RequestedShipment/Recipient/Address/StateOrProvinceCode	Required	Refer to Appendix B for a list of State Codes.

Table 131. CreatePendingShipment Basic Returns Email Label Request Elements, continued

Element	Required	Description
RequestedShipment/Recipient/Address/PostalCode	Required	Recipient postal code.
RequestedShipment/Recipient/Address/CountryCode	Required	Valid value - US
RequestedShipment/Recipient/Address/CountryName	Optional	The fully spelled out name of a country.
RequestedShipment/Recipient/Address	Optional and/or Required	There are additional fields available. They are optional.

In addition to the basic shipping elements, the following elements must be included in the CreatePendingShipmentRequest to trigger an Email Return Label through **fedex.com**:

Table 132. CreatePendingShipment Request Returns Email Label Through FedEx Elements

Element	Required	Description
RequestedShipment/SpecialServicesRequested/SpecialServiceTypes	Required	Required. Specify the type of special service. Both of these Service Types must be included for a returns email label: <ul style="list-style-type: none"> <li>PENDING_SHIPMENT</li> <li>RETURN_SHIPMENT</li> </ul>
RequestedShipment/SpecialServicesRequested/ReturnShipmentDetail/ReturnType	Required	Specify the Return Type. Use the following value: PENDING
RequestedShipment/SpecialServicesRequested/	Required	Include the phone number for the merchant, such as a general customer service phone number.



# FedEx SmartPost Shipping

Table 132. CreatePendingShipment Request Returns Email Label Through FedEx Elements, continued

Element	Required	Description
ReturnShipmentDetail/ ReturnEmailDetail/ MerchantPhoneNumber		Max 10 characters, numeric-only string.
RequestedShipment/ SpecialServicesRequested/ PendingShipmentDetail/Type	Required	Required. Specify the Pending Shipment Type. Include the following value: <ul style="list-style-type: none"> <li>EMAIL</li> </ul>
RequestedShipment/ SpecialServicesRequested/ PendingShipmentDetail/ ExpirationDate	Required	Required. Specify the email label expiration date: for example, 2009-01-31.  The maximum expiration date must be greater or equal to the day of the label request and not greater than 30 days in the future.
RequestedShipment/ SpecialServicesRequested/ PendingShipmentDetail/ EmailLabelDetail/ NotificationEmailAddress	Required	Required. Email address of the end-user to be notified of the return label. This element has a 200-character maximum.
RequestedShipment/ SpecialServicesRequested/ PendingShipmentDetail/ EmailLabelDetail/ NotificationMessage	Optional	Notification message included in the email to the end-user.

Finally, the following elements are included in a request for the email return label to be a FedEx SmartPost® Email Return Label:

Table 133. FedEx SmartPost Email Return Label Request Elements

Element	Required	Description
SmartPostDetail	Required	Required. Specify the appropriate details for a FedEx SmartPost shipment.

Table 133. FedEx SmartPost Email Return Label Request Elements, continued

Element	Required	Description
SmartPostDetail/Indicia	Required	Required. Specify the indicia type. The value for this transaction is PARCEL_RETURN.
SmartPostDetail/ AncillaryEndorsement	Optional and/or Required	Optional. Specify an endorsement type from the following valid values: <ul style="list-style-type: none"> <li>ADDRESS_CORRECTION</li> <li>CARRIER_LEAVE_IF_NO_RESPONSE</li> <li>CHANGE_SERVICE</li> <li>FORWARDING_SERVICE</li> <li>RETURN_SERVICE</li> </ul> <p><i>Note: These services are of little practical use for a return package, but they will not cause the transaction to fail.</i></p>
SmartPostDetail/HubId	Required	Required. Specify the HubID. Valid values are: <ul style="list-style-type: none"> <li>5185 ALPA Allentown</li> <li>5303 ATGA Atlanta</li> <li>5281 CHNC Charlotte</li> <li>5602 CIIL Chicago</li> <li>5929 COCA Chino</li> <li>5751 DLTX Dallas</li> <li>5802 DNCO Denver</li> <li>5481 DTMI Detroit</li> <li>5087 EDNJ Edison</li> <li>5431 GCOH Grove City</li> <li>5771 HOTX Houston</li> <li>5465 ININ Indianapolis</li> <li>5648 KCKS Kansas City</li> <li>5902 LACA Los Angeles</li> <li>5254 MAWV Martinsburg</li> <li>5379 METN Memphis</li> <li>5552 MPMN Minneapolis</li> <li>5531 NBWI New Berlin</li> </ul>



Table 133. FedEx SmartPost Email Return Label Request Elements, continued

Element	Required	Description
		<ul style="list-style-type: none"> <li>• 5110 NENY Newburgh</li> <li>• 5015 NOMA Northborough</li> <li>• 5327 ORFL Orlando</li> <li>• 5194 PHPA Philadelphia</li> <li>• 5854 PHAZ Phoenix</li> <li>• 5150 PTPA Pittsburgh</li> <li>• 5958 SACA Sacramento</li> <li>• 5843 SCUT Salt Lake City</li> <li>• 5983 SEWA Seattle</li> <li>• 5631 STMO St. Louis</li> </ul> <p><i>Note: Include only the numeric HubID value in your request.</i></p>
SmartPostDetail/ CustomerManifestId	Optional and/or Required	<p>Optional. This field is of little practical use for a returns package.</p> <p>The CustomerManifestId is used to group FedEx SmartPost packages onto a manifest for each trailer that is being prepared.</p> <p>If you have multiple trailers, you must assign a Manifest Id to each FedEx SmartPost package as determined by its trailer. The Manifest Id must be unique to your account number for a minimum of 6 months and cannot exceed 8 characters in length.</p> <p>Use the day of year and the trailer id (a sequential number for that trailer). For example, if there are 3 trailers that you started loading on Feb 10, then the 3 Manifest Ids would be 041001, 041002, 041003 (this example includes leading zeros on the trailer numbers).</p> <p>The maximum length is 8 characters.</p>

Table 133. FedEx SmartPost Email Return Label Request Elements, continued

Element	Required	Description
RequestedShipment/ RequestedPackageLineItems/ PhysicalPackaging	Optional and/or Required	Optional. Provides additional detail on how the customer has physically packaged this item.

### FedEx SmartPost Reply Elements

The following elements are returned in the FedEx SmartPost reply:

Table 134. FedEx SmartPost Reply Elements

Element	Description
CompletedShipmentDetail/ OperationalDetail/TransitTime	String. Standard transit time per origin, destination, and service.
CompletedShipmentDetail/ OperationalDetail/ MaximumTransitTime	String. The maximum expected transit time.
CompletedShipmentDetail/ AccessDetail/EmailLabelUrl	The URL the customer will receive in the email from FedEx to take them to the label that has been generated for them.
CompletedShipmentDetail/ CompletedPackageDetails/ TrackingIds/TrackingIdType	<p>The reply will include tracking numbers for the package. The TrackingIdType will specify whether a specific Tracking Number provided is USPS, GROUND or FEDEX.</p> <p>A UPS tracking number will only return the status of the package while it is being handled by USPS. But a FedEx Ground tracking number will return all the data.</p>
CompletedShipmentDetail/ CompletedPackageDetails/ TrackingIds/ TrackingNumber	The reply will usually include two tracking numbers for the package. The TrackingNumber will show the Tracking number value. USPS is 22 digits, FedEx is 20 digits.

The customer will receive an email from FedEx that uses the data as provided in your request. The email will look like this:





# FedEx SmartPost Shipping

Dear Test ShipperName,

Test Recipient Company has sent you an electronic FedEx return label. Please review the shipment information below and if accurate, click the following link to print your return shipping label. Next, be sure to follow important instructions on available options for package drop-off or pickup:

[Get FedEx Return Label](#)

Test Notification email message.

**Need Help?**

- If the return label has expired or you have any general questions about your return, please contact null at 222-333-4444.
- You must access the URL on or before the label expiration date of 07-01-2010.
- You may alternatively access your label by using this UserID (TestShippe) and Password (xadv0dj) at <https://wwwtest.fedex.com/OnlineLabel>.
- If the return label has not expired and you have difficulty printing it, please call FedEx Technical Support at 1.877.339.2774 for assistance.

Thank you for shipping your return with FedEx.

<p><b>SHIPPER INFORMATION</b></p> <p>Test Shipper Company                  Attn: Test ShipperName                  2925 Embassy Parkway                  Suite 10                  Akron, OH 44333                  222-333-4444</p> <p><b>RETURN CONFIRMATION INFORMATION</b></p> <p>Label Expiration Date: 07-01-2010                  RMA Number: UAT Test RMA 123</p>	<p><b>RECIPIENT INFORMATION</b></p> <p>Test Recipient Company                  Attn: Attn: Recipient                  60 FED EX PKWY FL 2                  COLLIERVILLE, TN 38017-8711                  111-222-3333</p> <p><b>SHIPMENT DETAILS</b></p> <p>Total Pieces: 1                  Total Weight: 0.50                  Product: Sample Item Description                  Packaging: Other Packaging                  Delivery Option: Weekday Delivery</p>
---	---

Following the link, the user will see a **fedex.com** screen and use the data you provided in your request. This screen will allow them to choose which shipping label to display and print:

Español | Customer Support | FedEx Locations

Package/Envelope
Freight
Expedited
Office/Print Services

Ship >
Track >
Manage >
Business Solutions >

Email/Online Label [Logout](#)

**Print Your Labels** [Quick Help](#)

**Print / Generate Labels**

1. Review the following information and **Print** your selected labels.
2. **Drop off** at any Post Office™, mail box, or postal collection box; or give to your mail carrier or schedule a USPS Free Package Pickup at [usps.com/pickup](https://usps.com/pickup).

A. Your Information	B. Shipping Information
Test Shipper Company Test ShipperName 2925 Embassy Parkway Suite 10 Akron, OH 44333 222-333-4444	<p><b>Important</b></p> <p>You have <b>18 day(s)</b> left to generate shipping labels for pieces in this shipment.</p> <p><b>Canceling Shipments</b></p> <p>To cancel one or all of the labels below, please contact a representative at 222-333-4444 .</p>

If the above information is incorrect, please contact a representative at 222-333-4444 .

C. Shipment Label Printing
[Show Advanced Printing Options](#)

(Please select one or more labels)

Select	Piece Description	Recipient Information	Reference Number	Status / Tracking no.	Declared Value
<input checked="" type="checkbox"/>	Sample Item Description	<a href="#">Attn: Recipient</a>	Test ref value 123	Pending	\$ 0.00

A copy of this screen may be printed for your records by selecting the **Print** option from your browser.

Global Home | FedEx Mobile | Service Info | About FedEx | Investor Relations | Careers | [fedex.com](#) Terms of Use | Privacy Policy | Site Map | This site is protected by copyright and trademark laws under US and International law. All rights reserved. © 1995-2010 FedEx

## Cancel Email Label Elements

The following information is required to cancel an Email Return Label using a CancelPendingShipment Web Service Request:





Table 135. Cancel Email Label Elements

Element	Required	Description
CancelPendingShipment	Required	The web service inside the Ship Service WSDL file used to cancel all Email Return Labels
WebAuthenticationDetail/ UserCredential/Key	Required	The value for the Key was provided by FedEx upon your request through the FedEx Developer Resource Center. It is an alphanumeric mixed-case string.
WebAuthenticationDetail/ UserCredential/Password	Required	The value for the Password was provided by FedEx upon your request through the FedEx Developer Resource Center. It is an alphanumeric mixed-case string.
ClientDetail/AccountNumber	Required	The FedEx Express nine-digit meter number that was provided by FedEx upon your request through the FedEx Developer Resource Center.
ClientDetail/MeterNumber	Required	The FedEx Express meter number that was provided by FedEx upon your request through the FedEx Developer Resource Center.
Version/ServiceId	Required	The value is "ship"
Version/Major	Required	The current value is "13".
Version/Intermediate	Required	The current value is "0".
Version/Minor	Required	The current value is "0".
TrackingId/TrackingIdType	Required	Required. You will use a Tracking number to cancel a specific package. This field specifies which tracking number will be specified. Valid values are: <ul style="list-style-type: none"> <li>• GROUND</li> <li>• USPS</li> <li>• FEDEX</li> </ul>
TrackingId/TrackingNumber	Optional and/or Required	Required. The Tracking number for the active package you wish to cancel.

## Samples

Sample code, sample transactions and the specific individual WSDL/XML guide(s) can be downloaded following these steps:

1. Go to the FedEx Developer Resource Center (DRC) at <http://fedex.com/developer>.
2. Enter your username and password to login to the DRC.
3. Expand "Technical Resources" on the left pane.
4. Expand "FedEx Web Services for Shipping" and choose "Get Started."
5. In the right-hand column of either the "Standard Services" or the "Advanced Services" tabs, click on the dropdown box for the appropriate service and choose the format required.
6. Go to the right column in the appropriate tab, select the Download code dropdown and choose the code in the format needed.

*Note: Select the checkmark box next to "Include Documentation (PDF)" box to get the WSDL guide also.*

## Customizable Labels

Shippers will be offered a customizable area on thermal labels for FedEx SmartPost and FedEx SmartPost Returns.

The customizable label size is 4" x 8" which is a 4" x 6" format with an additional 1-1/2 inch area available for customization. The customizable label can be printed with and without doc-tabs.

## Future Day Shipping

Customers can process FedEx SmartPost future day shipments in the same way as FedEx Ground. This includes the same limit on the number of days (10 days) as FedEx Ground future day shipments



## Tracking Numbers

Customers can track FedEx SmartPost shipments using:

- Customer reference number
- Invoice number
- P.O. number
- Return Merchant Authorization (RMA) number
- Tracking number

## Error Messages

For error messages, see the [Appendix O: Error Code Messages](#) section of the *Web Services Developer Guide* in the Support area of the Developer Resource Center at **fedex.com/developer**.

## Samples

Sample code, sample transactions and the specific individual WSDL/XML guide(s) can be downloaded following these steps:

1. Go to the FedEx Developer Resource Center (DRC) at <http://fedex.com/developer>.
2. Enter your username and password to login to the DRC.
3. Expand "Technical Resources" on the left pane.
4. Expand "FedEx Web Services for Shipping" and choose "Get Started."
5. In the right-hand column of either the "Standard Services" or the "Advanced Services" tabs, click on the dropdown box for the appropriate service and choose the format required.
6. Go to the right column in the appropriate tab, select the Download code dropdown and choose the code in the format needed.

*Note: Select the checkmark box next to "Include Documentation (PDF)" box to get the WSDL guide also.*

# 31 FedEx Freight Services



[FedEx Freight Service Features](#)

[FedEx Freight Service Details](#)

[FedEx Freight Priority](#)

[FedEx Freight Economy](#)

[Custom Delivery Date Options](#)

[Inside Pickup Service Option](#)

[FedEx Freight Rates and Surcharges](#)

[FedEx Freight Coding Details](#)



One streamlined network, FedEx Freight<sup>®</sup>, offers you two easy service options: FedEx Freight<sup>®</sup> Priority (formerly FedEx Freight) for speed, and FedEx Freight<sup>®</sup> Economy (formerly FedEx National LTL) for savings. The change in services allows FedEx to offer you two levels of service, priority or economy freight, in one fully integrated, nationwide pickup and delivery network.

Choose fast-transit FedEx Freight Priority (formerly FedEx Freight transit times) to meet your supply chain needs. Our all-points coverage and on-time reliability make FedEx Freight Priority the perfect choice for your time-sensitive shipments.

With FedEx Freight Economy, you get reliable, economical delivery to meet your freight shipping needs and budget. All-points coverage and on-time reliability make FedEx Freight Economy the ideal service when you can trade time for savings.

- FedEx Freight<sup>®</sup> Priority focuses on regional next-day and second-day services that provide the benefit of fast-cycle logistics. Delivery is typically in 1 or 2 business days by 5 p.m. for U.S. shipments. Use this service when speed is critical to meet your supply chain needs.
- FedEx Freight<sup>®</sup> Economy provides long-haul service for planned inventory replenishment, with multiple service options to meet your needs. Delivery is typically in 3–5 business days for U.S. shipments. Use this service when you have the option to trade time for savings.

With FedEx Freight, you can ship palletized or non-palletized freight up to 20,000 lbs. in weight and 20 feet in length.

Whatever type of shipping service you need, you will have one Bill of Lading to process your shipments, one invoice statement for less paperwork, one pickup and one delivery for all of your shipments. You will also enjoy simplified account numbers and streamlined web applications, without any changes to your current pricing agreement.

FedEx Freight address labels are optional and contain very little information, compared to FedEx Express and FedEx Ground labels. The PRO number is the

equivalent of the FedEx Express<sup>®</sup> / FedEx Ground<sup>®</sup> tracking number. A single PRO number is assigned to an LTL freight shipment, regardless of the number of pallets in the shipment.

Use the ShipService WSDL and the PickupService WSDL to access FedEx Freight shipping features, and use the following ServiceType enumerated values:

- FEDEX\_FREIGHT\_PRIORITY
- FEDEX\_FREIGHT\_ECONOMY

See the Freight Elements for information on how to specify the freight elements.

Use either the Shipper Freight Account or the Bill To Freight Account depending on your role.

Shipper: The company or person in the "From" fields on the FedEx shipping document; sometimes called the consignor. The shipper is the party that gives the shipment to the carrier. The shipper is often responsible for the shipping charges, but this is not always the case.

Bill To: "Bill To" is an abbreviation of "Third Party Bill To" which is the company or person that will receive and pay a shipment's invoice.

Freight services and special services (accessorials) are supported via Web Services for rate quote, shipment, and pickup requests. Tracking offfreight shipments is also supported. There is no specific element for freight that must be specified in a track request.

## FedEx Freight Service Features

FedEx Freight Priority and FedEx Freight Economy services ship packages within the United States, Canada, Mexico, and Puerto Rico. Specifically, service areas include:



- United States (including to/from Alaska and Hawaii) to: Mexico, Canada, Puerto Rico and within the United States
- Canada to: United States, Puerto Rico and within Canada
- Mexico to: United States, Puerto Rico and within Mexico
- Puerto Rico to: United States, Canada and Mexico

Other service features include the ability to

- Create and print a Bill of Lading (BOL)
  - Note: The BOL can only be printed in PDF file format.*
- Schedule an optional pickup
- You must call FedEx to update or cancel a previously scheduled pickup
- Print the BOL in multiple formats (Uniform or VICS)
- Request a rate quote
- Create international customs documents (Commercial Invoice, Certificate of Origin and NAFTA Certificate of Origin)

## FedEx Freight Service Details

Service details play a vital role in getting your shipment delivered and handled correctly. The following service details include information on shipping rules, packaging, Bills of Lading, and restrictions using these services.

### Shipping Rules

- Both commercial and residential shipments may be shipped using FedEx Freight Priority and FedEx Freight Economy.
- Residential packages must be identified in your shipping transaction.
- The FreightShipmentDetail/FedExFreightAccountNumber and the corresponding FreightShipmentDetail/

FedExFreightBillingContactAndAddress for the given freight account number are required entries for all shipments. The billing contact and address must match that in the FedEx Customer Database for the given account number. The account number and billing information should be that of the party that is presenting the information in the shipment transaction.

- If the FreightShipmentDetail/Role is set to CONSIGNEE, then the PaymentType must be set to RECIPIENT, and the FreightShipmentDetail/CollectTermsType of either STANDARD or NON\_RECOURSE\_SHIPPER\_SIGNED must be specified.
- The ShippingChargesPayment/PaymentType is required entry for all shipments. Valid values are: SENDER, RECIPIENT or THIRD\_PARTY.
  - If the ShippingChargesPayment/PaymentType is set to SENDER, then the ShippingChargesPayment/Payor/ResponsibleParty/AccountNumber must be populated with the same account number as that in FreightShipmentDetail/FedExFreightAccountNumber.
  - If the ShippingChargesPayment/PaymentType is set to THIRD\_PARTY, then ShippingChargesPayment/Payor/ResponsibleParty/Contact and ShippingChargesPayment/Payor/ResponsibleParty/Address must both be populated. Required fields are either the company/person name and the phone number. Required address fields are the street line 1, city, state/province code and country code.

### Packaging

FedEx provides standard packaging options for FedEx Freight Priority and FedEx Freight Economy shipments.

### Creating and Printing a Bill of Lading

1. You can indicate within the transaction one of the following formats for a thermal label.



- a. 4" x 6" without the Doc-Tab
  - b. 4" x 6" with the Doc-Tab
  - c. 4" x 8"
  - d. 4" x 9"
2. You can indicate within the transaction to print a thermal image on plain paper in one of these formats only.
- a. 4" x 6" PNG or PDF
  - b. 4" x 8" PNG or PDF
  - c. 4" x 9" PNG or PDF

## FedEx Freight Priority

With industry-leading on-time performance and fast transit times, FedEx Freight Priority delivers your shipments quickly and reliably. Count on our international and nationwide service for extensive next-day and second-day delivery to your customers, all backed by a no-fee money-back guarantee.\*

FedEx Freight Priority service features include:

- Careful handling of shipments.
- Complete coast-to-coast coverage.
- Consistent, on-time reliability.
- Direct delivery to virtually every ZIP code in the continental U.S.
- End-to-end shipment visibility.
- Knowledgeable and dependable employees.
- No-fee money-back guarantee.\*
- State-of-the art information technology with end-to-end shipment visibility.

For more information, contact your account executive, or call our customer service team at 1.866.393.4585.

\*All services are subject to the **terms and conditions** of the FXF 100 Series Rules Tariff.

## FedEx Freight Economy

FedEx Freight Economy provides economical delivery, focused on your basic freight shipping needs. FedEx takes care of you and your customers with the on-time reliability and careful handling you expect.

FedEx Freight Economy delivers:

- Economical freight solutions.
- Consistent, on-time reliability.
- Direct delivery to virtually every ZIP code in the contiguous U.S.
- State-of-the art information technology with end-to-end shipment visibility.
- Dedicated team of professionals to assist with all of your freight needs.

For more information, contact your account executive, or call our customer service team at 1.866.393.4585.

\*All services are subject to the **terms and conditions** of the FXF 100 Series Rules Tariff.

## Custom Delivery Date Options

FedEx Freight Economy supports Custom Delivery Date options to prepare a shipment to be sent at a specific time, on a specific date, or sometime within a specific date range.

## Inside Pickup Service Option

Review the following before shipping using the inside pickup service option.

- Inside pickup service does not require a special service contract with FedEx.



- If a shipment breakdown is needed to fit a shipment through a doorway, additional charges may be assessed.

## FedEx Freight Rates and Surcharges

Freight Priority services and special services (accessorials) are supported via FedEx Web Services for rate quote, shipment, and pickup requests. Tracking of Freight shipments is also supported via the PRO number. A single PRO number is assigned to a Freight shipment, regardless of the number of pallets in the shipment.

If your shipping operation charges handling fees in addition to shipping charges, then you can add these handling fees to your total shipment charge.

For applicable FedEx Freight Priority and FedEx Freight Economy package and freight services, an additional surcharge applies to any package that requires special handling pertaining to the following surcharge types:

- Extreme length
- Freight guarantee
- Liftgate delivery
- Protection from freezing
- Delivery area surcharge

Additionally, a fuel surcharge may apply to shipments destined to select ZIP codes.

Find surcharge and fee information in the Fees and Other Shipping Information in the *FedEx Service Guide*. Updates to surcharges and fees are available online at [fedex.com/us/2011rates/surcharges.html](http://fedex.com/us/2011rates/surcharges.html).

For more detailed information about the services offered by FedEx, see the electronic ***FedEx Service Guide***.

## FedEx Freight Coding Details

In addition to the basic complex elements required for all FedEx Web Services requests, the following elements are available for FedEx Freight Priority and FedEx Freight Economy ship requests:

### Freight Elements

Table 136. Freight Request Elements

Element		Description
RequestedShipment/ServiceType	Required	Identifies the FedEx service to use in shipping the package. See ServiceType for list of valid enumerated values. Use one of the following enumerated values: <ul style="list-style-type: none"> <li>• FEDEX_FREIGHT_PRIORITY</li> <li>• FEDEX_FREIGHT_ECONOMY</li> </ul>
RequestedShipment/ShippingChargesPayment	Optional	Descriptive data indicating the method and means of payment to FedEx for providing shipping services. Enter the party responsible for the transportation charges: SENDER, RECIPIENT or THIRD-PARTY.
RequestedShipment/ShippingChargesPayment/Payor/ResponsibleParty/AccountNumber	Optional	Identifies the FedEx account number assigned to the customer. If the shipment is a Bill Sender transaction, enter the shipper's FedEx 9 digit Enterprise account number or the 8 or 9 digit Freight account number. If the shipment is Bill Recipient and the payor's FedEx account number is known, enter the payor's FedEx account number.
RequestedShipment/SpecialServicesRequested/FreightGuaranteeDetail/Type	Optional	The type of guarantee. Valid values are:





# FedEx Freight Services

Table 136. Freight Request Elements, continued

Element		Description
		<ul style="list-style-type: none"> <li>• GUARANTEED_DATE</li> <li>• GUARANTEED_MORNING</li> </ul> <p><i>Note: The Guaranteed delivery options are available for both the Freight Priority service and the Freight Economy service for an additional charge.</i></p>
RequestedShipment/SpecialServicesRequested/FreightGuaranteeDetail/Date	Optional	Date for all Freight guarantee types.
RequestedShipment/FreightShipmentDetail	Optional	Data applicable to shipments using FedEx Freight services.
RequestedShipment/FreightShipmentDetail/FedExFreightAccountNumber	Required	Account number used with FEDEX_FREIGHT services. If the shipper is responsible for the transportation charges, enter the SAME account number in the FedExFreightAccountNumber that is entered in the ShippingChargesPayment/Payor/ResponsibleParty/Account number. If the shipper is not responsible for the transportation charges, enter a valid FedEx Freight 8- or 9-digit account number.
RequestedShipment/FreightShipmentDetail/FedExFreightBillingContactAndAddress	Required	Enter the Billing Address information in FedExFreightBillingContactAndAddress fields for the above FedExFreightAccountNumber. Entries in FedExFreightAccountNumber and FedExFreightBillingContactAndAddress are required for security purposes.

Table 136. Freight Request Elements, continued

Element		Description
RequestedShipment/FreightShipmentDetail/AlternateBilling	Optional	Used in connection with "Send Bill To" (SBT) identification of customer's account used for billing. To bill the transportation charges to someone other than the sender or recipient, enter the FedEx account number (9 digit Enterprise account number or 8 or 9 digit Freight account number).  <i>Note: If this option is desired, the ShippingChargesPayment Payment must be set to SENDER.</i>
RequestedShipment/FreightShipmentDetail/AlternateBilling/AccountNumber	Optional	Identifies the FedEx Account number assigned to the customer. If the transportation charges are to be billed to a payor other than the sender or the recipient, enter the FedEx account number (9digit Enterprise Account number or the 8 or 9 digit Freight account number).  <i>Note: If this option is desired, the ShippingChargesPayment/PaymentType must be set to SENDER.</i>
RequestedShipment/FreightShipmentDetail/AlternateBilling/Contact	Required	Descriptive data identifying the point-of-contact person. If an AlternateBilling/Account number has been specified, enter an AlternateBilling/Contact/PersonName and/or AlternateBilling/Contact/CompanyName associated with the AlternateBilling/Address.
RequestedShipment/FreightShipmentDetail/AlternateBilling/Address	Optional	The descriptive data for a physical location. If an AlternateBilling/AccountNumber has been specified, enter the corresponding required





Table 136. Freight Request Elements, continued

Element		Description
		Billing Address information associated with the specified AlternateBilling/AccountNumber: <ul style="list-style-type: none"> <li>• Street Line</li> <li>• City</li> <li>• State or Province</li> <li>• Country Code</li> </ul>
RequestedShipment/FreightShipmentDetail/PrintedReferences	Optional	Identification values to be printed during creation of a Freight Bill of Lading.
RequestedShipment/FreightShipmentDetail/Role	Required	Indicates the role of the party submitting the transaction. CONSIGNEE is the equivalent of Collect and SHIPPER is the equivalent of Prepaid. Valid values are: <ul style="list-style-type: none"> <li>• CONSIGNEE</li> <li>• SHIPPER</li> </ul>
RequestedShipment/FreightShipmentDetail/CollectTermsType	Optional	Designates the terms of the "collect" payment for a Freight Shipment. Valid values are: <ul style="list-style-type: none"> <li>• SECTION_7_SIGNED</li> <li>• NON-RECURSE_SHIPPER_SIGNED</li> <li>• STANDARD</li> </ul>
RequestedShipment/FreightShipmentDetail/DeclaredValuePerUnit	Optional	Identifies the declared value for the shipment.
RequestedShipment/FreightShipmentDetail/DeclaredValueUnits	Optional	Identifies the declared value units corresponding to the above defined declared value.

Table 136. Freight Request Elements, continued

Element		Description
RequestedShipment/FreightShipmentDetail/LiabilityCoverageDetail	Optional	Identifies the Liability Coverage Amount. For January 2011, this value represents coverage amount per pound
RequestedShipment/FreightShipmentDetail/Coupons	Optional	Identifiers for promotional discounts offered to customers.
RequestedShipment/FreightShipmentDetail/TotalHandlingUnits	Required	Total number of individual handling units in the entire shipment (for unit pricing).
RequestedShipment/FreightShipmentDetail/ClientDiscountPercent	Optional	Estimated discount rate provided by client for unsecured rate quote.
RequestedShipment/FreightShipmentDetail/PalletWeight	Optional	Total weight of pallets used in shipment.
RequestedShipment/FreightShipmentDetail/ShipmentDimensions	Optional	Overall shipment dimensions.
RequestedShipment/FreightShipmentDetail/Comment	Optional	Description for the shipment.
FreightShipmentDetail/SpecialServicePayments	Optional	Specifies which party will pay surcharges for any special services which support split billing.
RequestedShipment/FreightShipmentDetail/SpecialServicePayments/SpecialService	Optional	Identifies the special service.
RequestedShipment/FreightShipmentDetail/SpecialServicePayments/PaymentType	Optional	Indicates who will pay for the special services.
RequestedShipment/FreightShipmentDetail/HazardousMaterialsEmergencyContactNumber	Optional	Must be populated if any line items contain hazardous materials.
RequestedShipment/FreightShipmentDetail/HazardousMaterialsOfferor	Optional	Must be populated with a contact name if any line items contain hazardous materials.



Table 136. Freight Request Elements, continued

Element		Description
RequestedShipment/FreightShipmentDetail/Lineltems	Optional	Details of the commodities in the shipment.
RequestedShipment/FreightShipmentDetail/Lineltems/FreightClass	Required	Freight class for this line item.
RequestedShipment/FreightShipmentDetail/Lineltems/HandlingUnits	Optional	Number of individual handling units to which this line applies. <i>Note: Total of line-item-level handling units may not balance to shipment-level total handling units.)</i>
RequestedShipment/FreightShipmentDetail/Lineltems/Packaging	Required	Specification of handling-unit packaging for this commodity or class line.
RequestedShipment/FreightShipmentDetail/Lineltems/Pieces	Required	Number of pieces for this commodity or class line.
RequestedShipment/FreightShipmentDetail/Lineltems/NmfcCode	Optional	NMFC Code for commodity.
RequestedShipment/FreightShipmentDetail/Lineltems/HazardousMaterials	Optional	Indicates the kind of hazardous material content in this line item.
RequestedShipment/FreightShipmentDetail/Lineltems/BillOfLadingNumber	Optional	For printed reference per line item.
RequestedShipment/FreightShipmentDetail/Lineltems/PurchaseOrderNumber	Optional	For printed reference per line item.
RequestedShipment/FreightShipmentDetail/Lineltems/Description	Required	Customer-provided description for this commodity or class line.
RequestedShipment/FreightShipmentDetail/Lineltems/Weight	Required	Weight for this commodity or class line.
RequestedShipment/FreightShipmentDetail/Lineltems/Weight/Units		Identifies the unit of measure associated with a weight value. See the list of enumerated types for valid values.

Table 136. Freight Request Elements, continued

Element		Description
		Valid values are: <ul style="list-style-type: none"> <li>• KG</li> <li>• LB</li> </ul>
RequestedShipment/FreightShipmentDetail/Lineltems/Weight/ValueDecimal	Required	Identifies the weight value of a package/shipment.
RequestedShipment/FreightShipmentDetail/Lineltems/Volume	Optional	Volume (cubic measure) for this commodity or class line.
RequestedShipment/ShippingDocumentSpecification	Required	Indicates the types of shipping documents produced for the shipper by FedEx
RequestedShipment/ShippingDocumentSpecification/DangerousGoodsShippersDeclarationDetail	Optional	Indicates the instructions on how to print the 1421c form for dangerous goods shipment.
DangerousGoodsShippersDeclarationDetail/Format	Optional	Specifies characteristics of a shipping document to be produced.
DangerousGoodsShippersDeclarationDetail/CustomerImageUsages	Optional	Specifies the usage and identification of customer supplied images to be used on this document.
RequestedShipment/ShippingDocumentSpecification/ShippingDocumentTypes	Required	Indicates the types of shipping documents requested by the shipper
RequestedShipment/ShippingDocumentSpecification/FreightAddressLabelDetail/StartingPosition	Optional	Specifies which quadrant on an 8-1/2" x 11" sheet is the starting quadrant for printing the Freight address labels in a "4 per sheet" configuration.  Valid values are: <ul style="list-style-type: none"> <li>• BOTTOM_LEFT</li> <li>• BOTTOM_RIGHT</li> <li>• TOP_LEFT</li> <li>• TOP_RIGHT</li> </ul>



Table 136. Freight Request Elements, continued

Element		Description
RequestedShipment/ ShippingDocumentSpecification/ FreightAddressLabelDetail/DocTabContent	Optional	If omitted, no doc-tab will be produced (i.e. default - former NONE type).
ShippingDocumentSpecification/ ReturnInstructionsDetail	Optional	Specifies the production of the return instructions document (document characteristics and printing). This information will print on the Return Instructions returned in the transaction for the Print Return Label.
ReturnInstructionsDetail/Format	Optional	Common information controlling document production.
ReturnInstructionsDetail/CustomText	Optional	Specifies additional customer provided text to be inserted into the return document.

Table 137. Optional Pickup Request Elements

Element		Description
CreatePickupRequest/ AssociatedAccountNumber	Optional	The number associated with the FedEx Account.
CreatePickupRequest/OriginDetail	Optional	Descriptive data about the origin of the shipment being picked up by FedEx.
CreatePickupRequest/FreightPickupDetail	Optional	Descriptive data for a freight shipment being picked up by FedEx. This element is only required when requesting a freight service pickup and should not be used for other types of pickups including FedEx Freight pickups
CreatePickupRequest/CarrierCode	Optional	Identifies the FedEx service that is being sent the package pickup request.

Table 137. Optional Pickup Request Elements, continued

Element		Description
CreatePickupRequest/Remarks	Optional	Identifies any remarks or comments to be passed to the FedEx courier picking up the shipment.

Table 138. Freight Reply Elements

Element	Description
CompletedShipmentDetail/ShipmentRating/ ActualRateType	The rate type identifies which entry in the following array is considered as presenting the "actual" rates for the shipment.
CompletedShipmentDetail/ShipmentRating/ EffectiveNetDiscount	The "list" total net charges minus "actual" total net charges.
CompletedShipmentDetail/ShipmentRating/ ShipmentRateDetails	Each element of this field provides shipment-level rate totals for a specific rate type.
CompletedShipmentDetail/ShipmentRating/ ShipmentRateDetails/RateType	Type used for this specific set of rate data.
CompletedShipmentDetail/ShipmentRating/ ShipmentRateDetails/RateScale	Indicates the rate scale used.
CompletedShipmentDetail/ShipmentRating/ ShipmentRateDetails/RateZone	Indicates the rate zone used (based on origin and destination).
CompletedShipmentDetail/ShipmentRating/ ShipmentRateDetails/PricingCode	Identifies the type of pricing used for this shipment.
CompletedShipmentDetail/ShipmentRating/ ShipmentRateDetails/RatedWeightMethod	Indicates which weight was used.
CompletedShipmentDetail/ShipmentRating/ ShipmentRateDetails/CurrencyExchangeRate	Specifies the currency exchange performed on financial amounts for this rate.
CompletedShipmentDetail/ShipmentRating/ ShipmentRateDetails/SpecialRatingApplied	Indicates which special rating cases applied to this shipment.
CompletedShipmentDetail/ShipmentRating/ ShipmentRateDetails/DimDivisor	The value used to calculate the weight based on the dimensions.



Table 138. Freight Reply Elements, continued

Element	Description
CompletedShipmentDetail/ShipmentRating/ShipmentRateDetails/FuelSurchargePercent	Specifies a fuel surcharge percentage.
CompletedShipmentDetail/ShipmentRating/ShipmentRateDetails/TotalBillingWeight	The weight used to calculate these rates.
CompletedShipmentDetail/ShipmentRating/ShipmentRateDetails/TotalDimWeight	Sum of dimensional weights for all packages.
CompletedShipmentDetail/ShipmentRating/ShipmentRateDetails/TotalBaseCharge	The total freight charge that was calculated for this package before surcharges, discounts and taxes.
CompletedShipmentDetail/ShipmentRating/ShipmentRateDetails/TotalFreightDiscounts	The total discounts used in the rate calculation.
CompletedShipmentDetail/ShipmentRating/ShipmentRateDetails/TotalNetFreight	The freight charge minus discounts.
CompletedShipmentDetail/ShipmentRating/ShipmentRateDetails/TotalSurcharges	The total amount of all surcharges applied to this shipment.
CompletedShipmentDetail/ShipmentRating/ShipmentRateDetails/TotalNetFedExCharge	This shipment's totalNetFreight + totalSurcharges (not including totalTaxes).
CompletedShipmentDetail/ShipmentRating/ShipmentRateDetails/TotalTaxes	Total of the transportation-based taxes.
CompletedShipmentDetail/ShipmentRating/ShipmentRateDetails/TotalNetCharge	The net charge after applying all discounts and surcharges.
CompletedShipmentDetail/ShipmentRating/ShipmentRateDetails/TotalRebates	The total sum of all rebates applied to this shipment.
CompletedShipmentDetail/ShipmentRating/ShipmentRateDetails/TotalDutiesAndTaxes	Total of all values under this shipment's dutiesAndTaxes; only provided if estimated duties and taxes were calculated for this shipment.
CompletedShipmentDetail/ShipmentRating/ShipmentRateDetails/TotalNetChargeWithDutiesAndTaxes	This shipment's totalNetCharge + totalDutiesAndTaxes; only provided if estimated duties and taxes were calculated for this shipment AND duties, taxes and transportation

Table 138. Freight Reply Elements, continued

Element	Description
	charges are all paid by the same sender's account.
CompletedShipmentDetail/ShipmentRating/ShipmentRateDetails/FreightRateDetail	Rate data specific to FedEx Freight services.
CompletedShipmentDetail/ShipmentRating/ShipmentRateDetails/FreightRateDetail/QuoteNumber	A unique identifier for a specific rate quotation.
CompletedShipmentDetail/ShipmentRating/ShipmentRateDetails/FreightRateDetail/QuoteType	Specifies the type of rate quote. Valid values are: <ul style="list-style-type: none"> <li>• AUTOMATED</li> <li>• MANUAL</li> </ul>
CompletedShipmentDetail/ShipmentRating/ShipmentRateDetails/FreightRateDetail/BaseChargeCalculation	Specifies how total base charge is determined.
CompletedShipmentDetail/ShipmentRating/ShipmentRateDetails/FreightRateDetail/BaseCharges	Individual charge which contributes to the total base charge for the shipment.
CompletedShipmentDetail/ShipmentRating/ShipmentRateDetails/FreightRateDetail/BaseCharges/FreightClass	Freight class type. These values represent the industry-standard freight classes used for FedEx Freight Priority and FedEx Freight Economy shipment description.  <i>Note: The alphabetic prefixes are required to distinguish these values from decimal numbers on some client platforms.</i>  Valid values are: <ul style="list-style-type: none"> <li>• CLASS_050</li> <li>• CLASS_055</li> <li>• CLASS_060</li> <li>• CLASS_065</li> <li>• CLASS_070</li> <li>• CLASS_077_5</li> </ul>



Table 138. Freight Reply Elements, continued

Element	Description
	<ul style="list-style-type: none"> <li>• CLASS_085</li> <li>• CLASS_092_5</li> <li>• CLASS_100</li> <li>• CLASS_110</li> <li>• CLASS_125</li> <li>• CLASS_150</li> <li>• CLASS_175</li> <li>• CLASS_200</li> <li>• CLASS_250</li> <li>• CLASS_300</li> <li>• CLASS_400</li> <li>• CLASS_500</li> </ul>
CompletedShipmentDetail/ShipmentRating/ShipmentRateDetails/FreightRateDetail/BaseCharges/RatedAsClass	Effective freight class used for rating this line item.
CompletedShipmentDetail/ShipmentRating/ShipmentRateDetails/FreightRateDetail/BaseCharges/NmfcCode	NMFC Code for commodity.
CompletedShipmentDetail/ShipmentRating/ShipmentRateDetails/FreightRateDetail/BaseCharges/Description	Customer-provided description for this commodity or class line.
CompletedShipmentDetail/ShipmentRating/ShipmentRateDetails/FreightRateDetail/BaseCharges/Weight	Weight for this commodity or class line.
CompletedShipmentDetail/ShipmentRating/ShipmentRateDetails/FreightRateDetail/BaseCharges/ChargeRate	Rate or factor applied to this line item.
CompletedShipmentDetail/ShipmentRating/ShipmentRateDetails/FreightRateDetail/BaseCharges/ChargeBasis	Identifies the manner in which the chargeRate for this line item was applied.

Table 138. Freight Reply Elements, continued

Element	Description
CompletedShipmentDetail/ShipmentRating/ShipmentRateDetails/FreightRateDetail/BaseCharges/ExtendedAmount	The net or extended charge for this line item.
CompletedShipmentDetail/ShipmentRating/ShipmentRateDetails/FreightRateDetail/Notations	Human-readable descriptions of additional information on this shipment rating.
CompletedShipmentDetail/ShipmentRating/ShipmentRateDetails/FreightRateDetail/Notations/Code	Unique identifier for notation.
CompletedShipmentDetail/ShipmentRating/ShipmentRateDetails/FreightRateDetail/Notations/Description	Human-readable explanation of notation.
CompletedShipmentDetail/ShipmentRating/ShipmentRateDetails/FreightDiscounts	All rate discounts that apply to this shipment.
CompletedShipmentDetail/ShipmentRating/ShipmentRateDetails/Rebates	All rebates that apply to this shipment.
CompletedShipmentDetail/ShipmentRating/ShipmentRateDetails/Surcharges	All surcharges that apply to this shipment.
CompletedShipmentDetail/ShipmentRating/ShipmentRateDetails/Taxes	All transportation-based taxes applicable to this shipment.
CompletedShipmentDetail/ShipmentRating/ShipmentRateDetails/DutiesAndTaxes	All commodity-based duties and taxes applicable to this shipment.
CompletedShipmentDetail/ShipmentRating/ShipmentRateDetails/VariableHandlingCharges	The "order level" variable handling charges.
CompletedShipmentDetail/ShipmentRating/ShipmentRateDetails/TotalVariableHandlingCharges	The total of all variable handling charges at both shipment (order) and package level.

# 32 FedEx Intra-Country Shipping



[Services and Service Areas](#)

[Intra-Country Services Overview](#)

[Special Service Options](#)

[Colombia](#)

[India](#)

[Mexico](#)

[United Kingdom](#)



# FedEx Intra-Country Shipping

Use the ShipService WSDL to ship domestically within the countries listed in the following tables. These tables describe shipping areas and services, special handling options, packaging requirements, weight and dimension limits, and coding and service details for intra-country shipping transactions.

Intra-country shipping within most European countries and Mexico requires specific test and production credentials for each country. Credentials can be obtained from the Developer Resource Center.

## Services and Service Areas

The service areas for intra-country shipping are detailed below.

### Canada

Table 139. Canadian Services

FedEx Ground <sup>®</sup>	FedEx Priority Overnight <sup>®</sup>	FedEx First Overnight <sup>®</sup>	FedEx Economy	FedEx 2Day <sup>®</sup> Freight
X	X	X	X	X

### Europe, the Middle East and Africa

Table 140. Europe, the Middle East and Africa Services and Service Areas

Country	FedEx Priority Overnight	FedEx Economy	FedEx Standard Overnight <sup>®</sup>	FedEx 1Day Freight <sup>™</sup>	FedEx <sup>®</sup> Next Day by 9 a.m.	FedEx <sup>®</sup> Next Day by 10 a.m.	FedEx <sup>®</sup> Next Day by 12 noon	FedEx <sup>®</sup> Next Day
Austria	X							
Belgium	X							
Czech Republic	X							
Denmark	X							
Finland	X							
France	X	X						



# FedEx Intra-Country Shipping

Table 140. Europe, the Middle East and Africa Services and Service Areas, continued

Country	FedEx Priority Overnight	FedEx Economy	FedEx Standard Overnight®	FedEx 1Day Freight™	FedEx® Next Day by 9 a.m.	FedEx® Next Day by 10 a.m.	FedEx® Next Day by 12 noon	FedEx® Next Day
Germany	X	X						
Hungary	X							
India	X	X	X					
Italy	X	X						
Luxembourg	X							
Norway	X							
Poland	X							
Russia	X	X						
Spain	X	X						
Sweden	X							
Switzerland	X							
The Netherlands	X							
United Arab Emirates			X	X				
United Kingdom		X		X	X	X	X	X

*Note: Intra-country shipping in Belgium, Denmark, France, Germany, Italy, Luxembourg and the Netherlands was introduced in 2012; however, those services and options have been enhanced for 2013.*





## Latin America and the Caribbean

Table 141. Latin America and the Caribbean Services and Service Areas

Country	FedEx Priority Overnight®	FedEx First Overnight®	FedEx Economy	FedEx Standard Overnight®	FedEx 1Day® Freight	FedEx 2Day® Freight
Colombia	X	X	X		X	X
Mexico	X	X	X	X	X	X

## Intra-Country Services Overview

The following information gives an overview of the services that are available for intra-country shipping. Not all services are available in all areas. Refer to [Services and Service Areas](#) for more information on which services are available where.

### FedEx Economy

FedEx Economy® provides delivery in 3 business days to businesses by 4:30 p.m. and to residences by 7 p.m.

For an intra-United Kingdom shipment, you can ship a package to an address within the U.K. and deliver within 2 - 7 business days (by end of day) variable delivery commitment. Supports the customer packaging type.

- Service days are Monday through Friday, with Saturday pickup available in many areas for an additional charge.
- Available for intra-country shipping in Mexico.
- Options are [Chapter 20: Dangerous Goods](#) inaccessible items only, [Chapter 15: Delivery Signature Services](#), [Chapter 23: Hold at FedEx Location](#) and [Chapter 17: Saturday Service](#).

### FedEx First Overnight

FedEx First Overnight® provides early-morning delivery between 8 and 10 a.m. depending upon the destination postal code.

- Service days are Monday through Friday, with Saturday pickup available in many areas for an additional charge.
- Options include [Chapter 17: Saturday Service](#), [Chapter 20: Dangerous Goods](#) support for [Chapter 24: Dry Ice Shipments](#) only, and [Chapter 15: Delivery Signature Services](#).

### FedEx Priority Overnight

FedEx Priority Overnight® provides next-business-day delivery by 10:30 a.m. to most U.S. addresses, by noon, 4:30 p.m. or 5 p.m. in remote areas. Deliveries are also made on Saturdays by noon, 1:30 p.m. or 4:30 p.m.

Service days are Monday through Friday with Saturday pickup and delivery available for an extra charge.

### FedEx Standard Overnight

FedEx Standard Overnight® provides next-business day delivery by 3 p.m. to most addresses; by 4:30 p.m. to rural areas.



# FedEx Intra-Country Shipping

Service days are Monday through Friday with Saturday pickup and delivery available for an extra charge.

## FedEx 1Day Freight

FedEx 1Day<sup>®</sup> Freight service provides next-business-day delivery for packages/skids weighing in excess of 150 lbs. The business rules are:

- Service days are Monday through Friday, with Saturday pickup and delivery available to many major markets.
- A booking number is required for this service. Call 1.800.332.0807 to book your freight shipment.
- Skid and/or package size and weight: Exceeding 119" in length or 80" in width or 70" in height. Individual packages and/or skids greater than 151 lbs. Skids weighing in excess of 2,200 lbs. require prior approval by FedEx.
- The following special services are allowed (depending on the destination location): Saturday Service, [Chapter 20: Dangerous Goods](#), [Chapter 18: FedEx Express Collect on Delivery \(C.O.D.\)](#), [Chapter 23: Hold at FedEx Location](#), and [Chapter 16: FedEx Priority Alert Options](#) (for contracted accounts only).

## FedEx 2Day Freight

FedEx 2Day<sup>®</sup> Freight services provide delivery in 2 business days for packages or skids weighing in excess of 150 lbs. The business rules are as follows:

- Service days are Monday through Friday, with Saturday pickup and delivery available to many major markets.
- Skid and/or package size and weight: Exceeding 119" in length or 80" in width or 70" in height. Individual packages/skids greater than 151 lbs. Skids weighing in excess of 2,200 lbs. require prior approval by FedEx.
- The following special services are allowed (depending on destination location): Saturday Service, [Chapter 20: Dangerous Goods](#), [Chapter 18:](#)

[FedEx Express Collect on Delivery \(C.O.D.\)](#), [Chapter 23: Hold at FedEx Location](#), and [Chapter 16: FedEx Priority Alert Options](#) (for contracted accounts only).

## FedEx Ground

The following rules apply to FedEx Ground shipping transactions:

- Do not include fields for Saturday delivery or pickup. This service option is not available for FedEx Ground.
- When estimating time-in-transit or ship dates, consider FedEx Ground delivery days: Mon. through Fri. (8 a.m. to close of business day).
- Do not include packages over 150 lbs. in a FedEx Ground shipment.
- Do not include HazMat packages over 70 lbs. in a FedEx Ground shipment.
- Do not include ORM-D packages over 66 lbs. in a FedEx Ground shipment.
- Do not include special accessorials Hold at Location with a HazMat or ORM-D shipment.
- Do not include packages which exceed 108" in length or 165" in length plus girth (L + 2W + 2H).
- Before you ship hazardous materials, you must be certified to do so. See **fedex.com** for certification and training information.

## FedEx SameDay

FedEx SameDay<sup>®</sup> service provides door-to-door delivery within hours between select cities and postal codes in an area between Mexico City and the southern Mexican states. Pickups and deliveries can be made Monday through Friday.

Use the SAME\_DAY element to identify this service type when shipping a package.

# FedEx Intra-Country Shipping



## FedEx SameDay City

FedEx SameDay<sup>®</sup> City service provides cross-city delivery within hours in select cities and postal codes in Mexico. Pickups and deliveries can be made Monday through Friday.

Use the SAME\_DAY\_CITY element to identify this service type when shipping a package.

A contract is required to use FedEx SameDay City service. See your FedEx Account Executive for more information about SameDay City.

*Note: Manual air waybills are not available with SameDay City service.*

## Special Service Options

The following special handling service options are available.

## Service Options for Canada

These special service options are available in Canada:

- Future Day Shipping
- Hold at Location
- Residential Delivery

## Service Options for Latin America and the Caribbean

Table 142. Latin America and the Caribbean Special Service Options

Country	Delivery on Invoice Acceptance	Freight to Collect	Future Day Shipping	Hold at Location	Residential Delivery
Colombia	X		X	X	X
Mexico		X	X	X	X

## Service Options for Europe, the Middle East and Africa

Table 143. Europe, the Middle East and Africa Special Service Options

Country	Dangerous Goods	Dry Ice	Freight to Collect	Future Day	Hold at Location	Holiday Delivery	On Call Pickup	Priority Alert	Priority Alert Plus	Residential Delivery	Returns	Saturday Delivery	Ship Alerts	Special Delivery	Sunday Delivery
Austria	X	X			X		X	X	X		X		X		



# FedEx Intra-Country Shipping

Table 143. Europe, the Middle East and Africa Special Service Options, continued

Country	Dangerous Goods	Dry Ice	Freight to Collect	Future Day	Hold at Location	Holiday Delivery	On Call Pickup	Priority Alert	Priority Alert Plus	Residential Delivery	Returns	Saturday Delivery	Ship Alerts	Special Delivery	Sunday Delivery
Belgium	X	X		X	X		X	X	X	X	X		X		
Czech Republic	X	X			X		X	X	X		X		X		
Denmark	X	X		X	X		X	X	X	X	X		X		
Finland	X	X			X		X	X	X		X		X		
France	X	X		X	X		X	X	X	X	X		X		
Germany	X	X		X	X		X	X	X	X	X		X		
Hungary	X	X			X		X	X	X		X		X		
India	X	X	X	X	X	X	X	X	X				X	X	X
Italy	X	X		X	X		X	X	X	X	X		X		
Luxembourg	X	X		X	X		X	X	X	X	X		X		
The Netherlands	X	X		X	X		X	X	X		X		X		
Norway	X	X			X		X	X	X		X		X		
Poland	X	X			X		X	X	X		X		X		
Russia	X	X			X		X	X	X		X		X		
Spain	X	X			X		X	X	X		X		X		
Sweden	X	X			X		X	X	X		X		X		
United Kingdom		X						X		X	X	X			



## India Details

Not all special service options are available for each service. This table lists the options that are supported with each service.

Table 144. India Special Service Options

Special Service Option	FedEx Priority Overnight	FedEx Standard Overnight	FedEx Economy
Collect on Delivery (C.O.D.)		X	X
Dangerous Goods		X	X
Delivery Invoice Acceptance (D.I.A.)		X	X
Dry Ice		X	X
Freight on Value Carrier Risk	X	X	X
Freight on Value Own Risk	X	X	X
Freight to Collect	X	X	X
Hold at Location	X	X	X
Holiday, Special and Sunday Delivery	X	X	X
Outside Delivery Area (ODA)	X	X	X
Outside Pickup Area (OPA)	X	X	X
Priority Alert		X	
Priority Alert Plus		X	

*Note: Freight on Value, C.O.D., D.I.A., and Sunday, Holiday and Special Delivery must be enabled for your account. See your FedEx Account Executive for more information on using these special handling options. Also, ODA is not supported with Hold at Location or Priority Alert/Priority Alert Plus, and Priority Alert is not supported with Inaccessible Dangerous Goods.*



## Collect on Delivery

For intra-India shipments with the Collect on Delivery (C.O.D.) option, FedEx will deliver goods to the consignee, collect payment for those goods and remit the payment to the FedEx customer or shipper. Allows Unsecured Payments (U), Secured Payments (S) and Cash (R). Unsecured payments include personal check, business check and certified check. Secured payments include banker's check and demand draft.

When using this service the following rules apply.

- These are not valid C.O.D. payment options: traveler's checks, credit cards, counter checks, checks endorsed by a third party or checks made payable to FedEx.
- These requirements apply when the C.O.D. option is combined with the D.I.A. special handling option for intra-India shipments:
  - You may select either or both services, such as COD only, DIA only or COD/DIA combined.
  - You must return both the C.O.D. remit and the D.I.A. receipt to the same address if both options are selected.
  - C.O.D. and D.I.A. shipments travel on a separate label from standard shipments and are subject to a surcharge. Outbound shipping attributes, such as size, weight, MPS and so on, are the same as a standard shipment.
  - C.O.D. and D.I.A. special handling options are only available with FedEx Standard Overnight (SO) and FedEx Express Saver (XS).
  - Weight limit is 1-68 kg.
  - Payment/Invoice maximum value is 5,000,000 INR. Cash payment maximum limit is 20,000 INR.
- Remit shipments for C.O.D. and D.I.A. travel on FedEx Priority Overnight (PO) service and require no clearance support as they are documents.
- Unless you provide a new delivery address for the remit shipment, the remit will be returned to the original shipper as the default.
- Freight To Collect is not a valid special handling option with C.O.D. or D.I.A.

## Delivery on Invoice Acceptance

For intra-India shipments with the Delivery on Invoice Acceptance (D.I.A.) option, you can request that the recipient sign the Commercial Invoice (CI) at delivery and have FedEx return it to the FedEx customer or shipper.

## Return Receipt

Return Receipt provides formal proof of delivery (POD) to a shipper that includes both FedEx-generated detail Air Waybill information and a formal signature/stamp from the recipient company. The stamped/signed POD is physically returned to the sender.

This special handling option

- Is supported for FedEx Express and FedEx Freight intra-Mexico shipments for manual Air Waybill (AWB) shipping only.
- Includes a flat fee surcharge per shipment. The special handling code used to identify this option is 70.

*Note: The Freight To Collect special handling option takes precedence the Return Receipt.*

## Freight to Collect

Freight to Collect (FTC) is a FedEx Express® value-added payment option in which the transportation charges are paid by the recipient in cash at the time of delivery. The shipper account number is required for the shipment as a



# FedEx Intra-Country Shipping

backup form of payment if the recipient refuses the shipment or cannot pay. The FTC surcharge is applied per shipment with no available discounts; only list rates will apply. Local country standard operating procedures will manage this requirement for paper Air Waybills.

FTC will display on an intra-India and intra-Mexico FTC shipping label, including multiple-piece shipping labels. The FTC amount is not printed unless configured on the doc-tab. The special handling code used to identify this option is 22 and is included on the 1D and 2D barcode.

The following services are available with FTC.

Table 145. Freight to Collect with Intra-Country Shipping

Country	FedEx First Overnight	FedEx Priority Overnight	FedEx Standard Overnight	FedEx 1Day Freight	FedEx 2Day Freight	FedEx Express Saver
Mexico	X	X	X	X	X	X
India		X	X	X		X

## Rules

- FTC option takes precedence over the selection of FedEx SameDay services and the Return Receipt on a paper Airway Bill (AWB).
- FTC surcharge takes precedence over any other surcharges that would otherwise be applied, such as Commercial Delivery.
- Rate quotes are limited to list rates only.
- Return list rates by specifying the FREIGHT\_TO\_COLLECT element with the RECIPIENT payment type, without including the account number.
- Return account specific rates by specifying the FREIGHT\_TO\_COLLECT element with the SENDER payment type and include the account number.

## Restrictions

FTC cannot be combined with the COD/DIA service option.

## Colombia

The following information pertains to intra-country shipping within Colombia.

### Rules for Colombia

- Packaging Types  
Only the FedEx Envelope and customer packaging are supported.
- Weight and Dimension Limits

Table 146. Colombia Package Limitations

Packaging	Service	Dimension	Error Message
Customer Packaging	1Day Freight (Express)	Weight > 1,000 kgs / 2,206 lbs	0270 "The weight limit for this service type has been exceeded."
	2Day Freight (Express)	Length > 302 cm / 119 in	0422 "Length cannot be greater than the maximum allowed."
		Width > 302 cm / 119 in	2025 "Width cannot be greater than the maximum allowed."
		Height > 178 cm / 70 in	2083 "Height cannot be greater than the maximum allowed."
		Length + Girth > 1,064 cm / 419 in	0421 "Length & girth combined cannot be greater than the maximum allowed."

## India

The following information pertains to intra-country shipping within India.

### Rules for India

- Collect on Delivery (C.O.D.) and Delivery Invoice Acceptance (D.I.A.)



When the shipment is C.O.D. or D.I.A. only, the C.O.D. or D.I.A. return address fields will be used first if included, respectively. If not, the original shipper address will be used.

C.O.D. and D.I.A. may be selected together or separately. If both are requested, the existing C.O.D. return fields will be used; there are no combination C.O.D./D.I.A. return fields.

If a shipment is both C.O.D. and D.I.A., only one return address will be supported. The return label will be populated with the C.O.D. return address if it is included in the transaction, otherwise the shipper address information will be used. The D.I.A. return fields will be ignored.

- Collection Types

The following collection types are supported:

- Cash
- Company Check
- Personal Check
- Demand Draft
- Pay Order

- Clearance/Tax Documents

Clearance and/or tax documents may be required for interstate transit.

- Dangerous Goods

Excepted Package Radioactive Reportable Quantity (EPRRQ) shipments are supported for intra-India shipments.

- Hold at Location

Hold at Location and Sunday Delivery special services cannot be combined.

- Limitations on Commercial Value and Weight

For FedEx Express Standard Overnight shipments, the total invoice value cannot exceed 5 million INR and the total weight cannot exceed 68 kgs.

- Multiple Piece Shipments

- If the first piece is FedEx Priority Overnight, then all pieces in the shipment must qualify for FedEx Priority Overnight.
- If any subsequent piece in the shipment does not qualify for FedEx Priority Overnight, then an error is returned for that piece.
- If the invoice value of all pieces in the shipment make the shipment ineligible for FedEx Priority Overnight, then an error is returned and the shipment fails.

- Package Type

Only customer packaging is supported.

- Payment Types

The following payment types are supported:

- Bill Sender
- Bill Recipient or Consignee
- Bill Third Party

- Purpose of Shipment

Shipments with the purpose of "Sold" are not allowed with Priority Overnight service in India.

The purpose of shipment is required for intra-India Standard Overnight and Economy shipments.

- State/Province Code Required

The state/province code is required with intra-India shipping.

- Sunday Delivery

*See* Hold at Location above.

## Intra-India Shipping Weight and Dimension Limits

Intra-India shipping is only available in the Ship WSDL v12 and higher.





# FedEx Intra-Country Shipping

Table 147. Intra-Country Shipping Weights and Dimension Limits

	FedEx Priority Overnight	FedEx Standard Overnight	FedEx Express Saver
Size and Weight Restrictions	Maximum allowable weight for single piece: 31 kg/ 68.2 lbs	Maximum allowable weight for single piece: 68 kg/ 149.6 lbs	Maximum allowable weight for single piece: 68 kg/ 149.6 lbs
Dimensional Limitations	Length: 274 cm/ 108 inches Width: 157 cm/ 62 inches Height: 157 cm/ 62 inches Combined length + girth = 330 cm/ 130 inches <ul style="list-style-type: none"> <li>• A shipment is considered oversized if it is more than 274 cm in length or if it is more 330 cm length and girth combined.</li> <li>• Length is defined as the longest side of the object or package.</li> <li>• Girth is calculated as twice the width plus twice the height of the package.</li> </ul>		

The available Service Types for intra-India shipments are Priority Overnight, Standard Overnight, and FedEx Express Saver. See [Table 144 on page 285](#) for guidelines when choosing an intra-India shipping option.

## Intra-India Coding Details

Table 148. CreatePendingShipmentRequest

Element	Required	Description
RequestedShipment	Yes	Descriptive data about the shipment being sent by the requestor.
RequestedShipment/ShipTimestamp	Yes	Identifies the date and time the package is tendered to FedEx. Both the date and time portions of the string are expected to be used.
RequestedShipment/DropofType	Yes	Identifies the method by which the package is to be tendered to FedEx.

Table 148. CreatePendingShipmentRequest , continued

Element	Required	Description
RequestedShipment/ServiceType	Yes	Identifies the FedEx services to use in shipping the package. Valid values are: <ul style="list-style-type: none"> <li>• PRIORITY_OVERNIGHT</li> <li>• FEDEX_EXPRESS_SAVER</li> <li>• FEDEX_1_DAY_FREIGHT</li> <li>• STANDARD_OVERNIGHT</li> </ul>
RequestedShipment/PackagingType	Yes	Identifies the packaging used by the requestor for the package. Valid value is: <ul style="list-style-type: none"> <li>• YOUR_PACKAGING</li> </ul>
RequestedShipment/Shipper	Yes	Descriptive data identifying the party responsible for shipping the package. Shipper and Origin should have the same address.
RequestedShipment/Recipient	Yes	Descriptive data identifying the party receiving the package.
RequestedShipment/ShippingChargesPayment/Payment/PaymentType	No	Descriptive data indicating the method and means of payment to FedEx for providing shipping services. Valid values are: <ul style="list-style-type: none"> <li>• ACCOUNT</li> <li>• COLLECT</li> <li>• RECIPIENT</li> <li>• SENDER</li> <li>• THIRD_PARTY</li> </ul>
RequestedShipment/SpecialServicesRequested	No	Descriptive data regarding special services requested by the shipper for this shipment.
RequestedShipment/SpecialServicesRequested/CodDetail	No	Descriptive data required for a FedEx COD (Collect-on-Delivery) shipment.
RequestedShipment/SpecialServicesRequested/DeliveryOnInvoiceAcceptanceDetail	No	The Recipient and Tracking ID data for the Delivery On Invoice Acceptance service.



# FedEx Intra-Country Shipping

Table 148. CreatePendingShipmentRequest , continued

Element	Required	Description
RequestedShipment/ SpecialServicesRequested/ HoldAtLocationDetail	No	Descriptive data required for a FedEx shipment that is to be held at the destination FedEx location for pickup by the recipient.
RequestedShipment/ SpecialServicesRequested/ ShipmentDryIceDetail	No	Number of packages in this shipment which contain dry ice and the total weight of the dry ice for this shipment.
RequestedShipment/ CustomsClearanceDetail/ FreightOnValue	No	Identifies responsibilities with respect to loss, damage, etc. Valid values are: <ul style="list-style-type: none"> <li>• CARRIER_RISK</li> <li>• OWN_RISK</li> </ul>
RequestedShipment/ LabelSpecification	Yes	Details about the image format and printer type for the label.
RequestedShipment/ RateRequestTypes	Yes	Specifies whether and what kind of rates the customer wishes to have quoted on this shipment. The reply will also be constrained by other data on the shipment and customer.
RequestedShipment/ PackageCount	Yes	The total number of package in the entire shipment (even when the shipment spans multiple transactions).
RequestedShipment/ RequestedPackageLineItems	No	One or more package-attribute descriptions, each of which describes an individual package, a group of identical packages, or (for the total-piece-total-weight case) common characteristics of all packages in the shipment.
RequestedShipment/ RequestedPackageLineItem/ SpecialServicesRequested/ PackageSpecialServicesRequested/ SpecialServiceTypes	No	The types of all special services requested for the enclosing shipment or package. Valid values are: COD DANGEROUS_GOODS DRY_ICE FREIGHT_TO_COLLECT

Table 148. CreatePendingShipmentRequest , continued

Element	Required	Description
RequestedShipment/ RequestedPackageLineItem/ SpecialServicesRequested/ PackageSpecialServicesRequested/ DangerousGoodsDetail	No	Descriptive data required for a FedEx shipment containing dangerous materials.
CreatePickupRequest/ FreightPickupDetail/ FreightPickupLineItem/ ShipmentSpecialServicesRequested/ ExtraLaborDetail	No	Specification for labor to be performed with the shipment. List the total labor time in ExtraLaborDetail/Duration.

An EXTRA\_SURFACE\_HANDLING\_CHARGE will be assessed for all FedEx Express Saver Intra-India shipments.

*Note: For more information about C.O.D. coding details, see [FedEx Express C.O.D. Coding Details](#).*

Table 149. Intra-India Shipping Surcharge Reply Element

Element	Description
CompletedShipmentDetail/ CompletedPackageDetail/PackageRating/ PackageRateDetail/Surcharges/SurchargeType/ EXTRA_SURFACE_HANDLING_CHARGE	Surcharge for all FedEx Express Saver Intra-India shipments.

## Mexico

The following information pertains to intra-country shipping within Mexico.

### Rules for Mexico

- Contract Required



# FedEx Intra-Country Shipping

A contract is required for FedEx Same Day City service. Contact your FedEx sales representative for details.

- Packaging Types  
Only the FedEx Envelope and customer packaging are supported.
- Weight and Dimension Limits

Table 150. Mexico Package Limitations

Packaging	Service	Service Option	Dimension	Error Message
Customer Packaging	First Overnight Priority Overnight Standard Overnight	Priority Alert Priority Alert Plus	Weight > 68 kgs / 150 lbs	0270 "The weight limit for this service type has been exceeded."
			Length > 274 cm / 108 in	0422 "Length cannot be greater than the maximum allowed."
			Width > 274 cm / 108 in	2025 "Width cannot be greater than the maximum allowed."
			Height > 274 cm / 108 in	2083 "Height cannot be greater than the maximum allowed."
			Length + Girth > 330 cm / 130 in	0421 "Length & girth combined cannot be greater than the maximum allowed."

## Intra-Mexico Coding Details

Table 151. Intra-Mexico Request Elements

Element	Description
RequestedShipment/ServiceType	Identifies the FedEx services to use in shipping the package. Valid values are:

Table 151. Intra-Mexico Request Elements, continued

Element	Description
	<ul style="list-style-type: none"> <li>• FEDEX_1_DAY_FREIGHT</li> <li>• FEDEX_2_DAY_FREIGHT</li> <li>• FIRST_OVERNIGHT</li> <li>• FEDEX_EXPRESS_SAVER</li> <li>• SAME_DAY</li> <li>• SAME_DAY_CITY</li> <li>• PRIORITY_OVERNIGHT</li> <li>• STANDARD_OVERNIGHT</li> </ul>
RequestedShipment/SpecialServicesRequested/SpecialServiceTypes	<p>The types of all special services requested for the enclosing shipment or package.</p> <p>Valid values are: FREIGHT_TO_COLLECT</p> <p>Return list rates by specifying the FREIGHT_TO_COLLECT element with the RECIPIENT payment type without including the account number.</p> <p>Return account specific rates by specifying the FREIGHT_TO_COLLECT element with the SENDER payment type and include the account number.</p>

## United Kingdom

The following information pertains to intra-country shipping within the United Kingdom.

### Rules for The United Kingdom

- Contract Required  
Intra-UK shipping must be enabled for your account.
- Dangerous Goods



You must be approved by FedEx before you can ship dangerous goods. Contact your FedEx sales representative for more information.

- Minimum Billable Weight

There is a minimum billable weight of 250 KGS / 550 LBS for a intra-United Kingdom FedEx Freight shipments. Also, the weight must be greater than zero. If it is not, Error Message 0531, "Package weight cannot be zero or left blank," is returned and the transaction fails.

- Rating

Full postal codes are required when requesting rates. Using a partial postal code when requesting rating may result in an incorrect rate quote.

- Returns

Only FedEx Express Return Tags are enabled. If Express Return Tags are not enabled for a specific location, however, then Error Message 2541, "Returns Not Available To and/or From Location" is returned and the shipment fails.

Express Return tags are limited to single piece shipments and cannot be combined with dangerous goods, dry ice, appointment delivery, Hold at Location, email notifications or rate quotes. FedEx Print Return Labels are not supported for Intra-United Kingdom shipments.

*Note: Dimensions are required for freight returns and also limited to one piece per FedEx Express Return Tag request.*

## Intra-UK Coding Details

Tracking is supported for all intra-UK shipments. In addition to the basic elements required to generate a shipment, the following elements apply specifically to intra-country shipping in the UK.

Table 152. Intra-UK Request Elements

Element	Description
RequestedShipment/ServiceType	Identifies the FedEx service to use in shipping the package. Valid values are: <ul style="list-style-type: none"> <li>• FEDEX_DISTANCE_DEFERRED</li> <li>• FEDEX_NEXT_DAY_AFTERNOON</li> <li>• FEDEX_NEXT_DAY_EARLY_MORNING</li> <li>• FEDEX_NEXT_DAY_END_OF_DAY</li> <li>• FEDEX_NEXT_DAY_FREIGHT</li> <li>• FEDEX_NEXT_DAY_MID_MORNING</li> </ul>
RequestedShipment/ShippingChargesPayment/PaymentType	Identifies the method of payment for a service. Valid value is SENDER.
RequestedShipment/PackageSpecialServicesRequested	These special services are available at the package level for some or all service types. If the shipper is requesting a special service which requires additional data, the package special service type must be present in the SpecialServiceTypes collection, and the supporting detail must be provided in the appropriate sub-object below.
RequestedShipment/PackageSpecialServicesRequested/SpecialServiceTypes	The types of all special services requested for the enclosing shipment or package.
RequestedShipment/PackageSpecialServicesRequested/DangerousGoodsDetail	Descriptive data required for a FedEx shipment containing dangerous materials. This element is required when SpecialServiceType.DANGEROUS_GOODS or HAZARDOUS_MATERIAL is present in the SpecialServiceTypes collection.
RequestedShipment/PackageSpecialServicesRequested/DangerousGoodsDetail/Regulation	Identifies the source of regulation for hazardous commodity data. Valid values are: <ul style="list-style-type: none"> <li>• ADR (Required)</li> <li>• DOT</li> </ul>



# FedEx Intra-Country Shipping

Table 152. Intra-UK Request Elements, continued

Element	Description
	<ul style="list-style-type: none"> <li>• IATA</li> <li>• ORMD</li> </ul>
RequestedShipment/ PackageSpecialServicesRequested/ DangerousGoodsDetail/Options	<p>Indicates which kind of hazardous content (as defined by DOT) is being reported.</p> <p>Valid values are:</p> <ul style="list-style-type: none"> <li>• HAZARDOUS_MATERIALS</li> <li>• LITHIUM_BATTERY_EXCEPTION</li> <li>• ORM_D</li> <li>• REPORTABLE_QUANTITIES</li> <li>• SMALL_QUANTITY_EXCEPTION</li> <li>• LIMITED_QUANTITIES_COMMODITIES</li> </ul>
RequestedShipment/ PackageSpecialServicesRequested/ DangerousGoodsDetail/Containers	Indicates one or more containers used to pack dangerous goods commodities.
RequestedShipment/ PackageSpecialServicesRequested/ DangerousGoodsDetail/Containers/PackingType	Indicates whether there are additional inner receptacles within this container.
RequestedShipment/ PackageSpecialServicesRequested/ DangerousGoodsDetail/Containers/ContainerType	Indicates the type of this dangerous goods container, as specified by the IATA packing instructions. For example, steel cylinder, fiberboard box, plastic jerrican and steel drum.
RequestedShipment/ PackageSpecialServicesRequested/ DangerousGoodsDetail/Containers/ RadioactiveContainerClass	Indicates the packaging type of the container used to package the radioactive materials.
RequestedShipment/ PackageSpecialServicesRequested/ DangerousGoodsDetail/Containers/ NumberOfContainers	Indicates the number of occurrences of this container with identical dangerous goods configuration.
RequestedShipment/ PackageSpecialServicesRequested/	Documents the kind and quantity of all hazardous commodities in the current container.

Table 152. Intra-UK Request Elements, continued

Element	Description
DangerousGoodsDetail/Containers/ HazardousCommodities	
RequestedShipment/ PackageSpecialServicesRequested/ DangerousGoodsDetail/Containers/ HazardousCommodities/Description	Identifies and describes an individual hazardous commodity.
RequestedShipment/ PackageSpecialServicesRequested/ DangerousGoodsDetail/Containers/ HazardousCommodities/Quantity	Specifies the amount of the commodity in alternate units.
RequestedShipment/ PackageSpecialServicesRequested/ DangerousGoodsDetail/Containers/ HazardousCommodities/InnerReceptacles	This describes the inner receptacle details for a hazardous commodity within the dangerous goods container.
RequestedShipment/ PackageSpecialServicesRequested/ DangerousGoodsDetail/Containers/ HazardousCommodities/Options	Customer-provided specifications for handling individual commodities.
RequestedShipment/ PackageSpecialServicesRequested/ DangerousGoodsDetail/Containers/ HazardousCommodities/RadionuclideDetail	Specifies the details of any radio active materials within the commodity.
RequestedShipment/ PackageSpecialServicesRequested/ DangerousGoodsDetail/Containers/ HazardousCommodities	Documents the kinds and quantities of all hazardous commodities in the current container.
RequestedShipment/ PackageSpecialServicesRequested/ DangerousGoodsDetail/Containers/ HazardousCommodities/InnerReceptacles	This describes information about the inner receptacles for the hazardous commodity in a particular dangerous goods container.
RequestedShipment/ PackageSpecialServicesRequested/	Specifies the amount of the commodity in alternate units.



# FedEx Intra-Country Shipping

Table 152. Intra-UK Request Elements, continued

Element	Description
DangerousGoodsDetail/Containers/ HazardousCommodities/InnerReceptacles/Quantity	
RequestedShipment/ PackageSpecialServicesRequested/ DangerousGoodsDetail/Containers/ HazardousCommodities/Description	Documents the kinds and quantities of all hazardous commodities in the current package.

Table 153. Intra-UK Reply Elements

Element	Description
CreatePendingShipmentReply/ CompletedShipmentDetail/	The reply payload. All of the returned information about this shipment/package.
CreatePendingShipmentReply/ CompletedShipmentDetail/ HazardousShipmentDetail	Computed shipment level hazardous commodity information.
CreatePendingShipmentReply/ CompletedShipmentDetail/ HazardousShipmentDetail/ADRLicense	Contains the ADR License information, which identifies the license number and ADR category under which the customer is allowed to ship.
CreatePendingShipmentReply/ CompletedShipmentDetail/ HazardousShipmentDetail/ADRLicense/ LicenseOrPermitDetail	This contains the ADR License information, which identifies the license number, the effective date and the expiration date under which the customer is allowed to ship.
CreatePendingShipmentReply/ CompletedShipmentDetail/ CompletedPackageDetails	Package level details about this package.
CreatePendingShipmentReply/ CompletedShipmentDetail/ CompletedPackageDetails/ HazardousPackageDetail	Documents the kinds and quantities of all hazardous commodities in the current package using updated hazardous commodity description data.
CreatePendingShipmentReply/ CompletedShipmentDetail/	Describes the kinds and quantities of all hazardous commodities in the current package.

Table 153. Intra-UK Reply Elements, continued

Element	Description
CompletedPackageDetails/ HazardousPackageDetail/Containers	
CreatePendingShipmentReply/ CompletedShipmentDetail/ CompletedPackageDetails/ HazardousPackageDetail/Containers/ HazardousCommodities	Documents the kinds and quantities of all hazardous commodities in the current package.
CreatePendingShipmentReply/ CompletedShipmentDetail/ CompletedPackageDetails/ HazardousPackageDetail/Containers/ HazardousCommodities/MassPoints	The mass points are a calculation used by ADR regulations for measuring the risk of a particular hazardous commodity.
CreatePendingShipmentReply/ CompletedShipmentDetail/ CompletedPackageDetails/ HazardousPackageDetail/Containers/ HazardousCommodities/Description	Identifies and describes an individual hazardous commodity.
CreatePendingShipmentReply/ CompletedShipmentDetail/ CompletedPackageDetails/ HazardousPackageDetail/Containers/ HazardousCommodities/Description/ TunnelRestrictionCode	<p>There are five categories of tunnel categorization with A representing the least restrictive and "E" as the most restrictive. Category "A," as the least restrictive, will not be sign-posted. Category "E", the most restrictive, only allows the passage of UN2919, UN3291, UN3331, UN3359 and UN3373.</p> <p>The categorization is based on the assumption that in tunnels there are three major dangers which may cause numerous victims or serious damage to the tunnel itself.</p> <p>These are:</p> <ul style="list-style-type: none"> <li><b>M</b> Explosions</li> <li><b>M</b> Release of toxic gas or volatile toxic liquid</li> <li><b>M</b> Fires</li> </ul>

# 33 FedEx Express International Shipping



[FedEx Express International Service Details](#)

[FedEx Express International Service Options](#)

[International Packaging Options](#)

[FedEx Express International Coding Details](#)





# FedEx Express International Shipping

FedEx Web Services offers FedEx Express® international shipping from anywhere-to-anywhere, which means that you can create shipping transactions both to and from any prescribed country whose service is supported by FedEx. See [Chapter 36: FedEx International Ground Shipping](#) for more information about that service.

See Ship Service for a list of FedEx Express international services available by region.

## FedEx Express International Service Details

FedEx international services include FedEx Express, FedEx Ground®, and all international shipping. Estimated duties and taxes calculations are now available. Contact your FedEx account executive for more information.

### FedEx International First

FedEx International First® provides delivery in 1 or 2 business days. Check transit times for availability.

- Service days are Monday through Friday, with Saturday pickup available in many areas for an additional charge.
- Inbound delivery to select U.S. postal codes from 60 countries in 1 or 2 business days.
- Outbound delivery to many destinations in Belgium, England, France, Germany, Italy, the Netherlands, Spain, and Switzerland as early as 9 a.m. in 2 business days.
- Package size and weight up to 150 lbs. each; 108" in length; 130" in length plus girth (L+2W+2H).
- Door-to-door, customs-cleared service.
- Options include Express International Saturday and [Chapter 20: Dangerous Goods](#) support for [Chapter 24: Dry Ice Shipments](#) only.

For more detailed information about the services offered by FedEx, see the electronic **FedEx Service Guide**.

### FedEx International Priority

FedEx International Priority® provides time-definite delivery, typically in 1, 2, or 3 business days, to major cities in Europe and Canada, typically in 2 business days. Check transit times for availability.

- Service days are Monday through Friday, with Express International Saturday available in many areas.
- Available in more than 220 countries and territories.
- Package size and weight up to 150 lbs. each; 108" in length; 130" in length plus girth (L+2W+2H).
- Door-to-door, customs-cleared service. The European network provides next-business-day delivery between 38 major European markets. The Asian network gives you next-business-day delivery within Asia and from Asia to the U.S.
- Options include Express International Saturday, International Broker Select, [Chapter 39: Commercial Destination Control](#), [Chapter 20: Dangerous Goods](#), and [Chapter 23: Hold at FedEx Location](#).

### FedEx International Economy

FedEx International Economy® provides delivery typically in 2 to 5 business days, and in 2 or 3 business days to Canada, Mexico, and Puerto Rico. Check transit times for availability. The business rules are as follows:

- Service days are Monday through Friday, with Saturday delivery available in countries where Saturday is a regular business day.
- Available in more than 215 countries and territories.
- Package size and weight up to 150 lbs. each, 108" in length, 130" in length plus girth (L+2W+2H).





# FedEx Express International Shipping

- Door-to-door, customs-cleared delivery to major world markets.
- Options include Express International Saturday, International Broker Select, [Chapter 24: Dry Ice Shipments](#), and [Chapter 20: Dangerous Goods](#) to U.S., Canada and Puerto Rico only.

## FedEx Europe First

FedEx Europe First<sup>®</sup> provides intra-European next day, door-to-door, customs-cleared (where applicable) service with early morning delivery by 9 a.m., 9:30 a.m., or 10 a.m., depending on the destination postal code.

- Days of Operation: Monday through Friday. Pick ups on Friday are delivered on Monday
- Delivery Commitment: Depending on the destination postal code, the service delivery commitment will be either 9 a.m., 9:30 a.m., or 10 a.m.
- Origins: Next-day delivery service is available to Europe from the following origin countries: Austria, Belgium, Czech Republic, Denmark, Estonia, Finland, France, Germany, Greece, Hungary, Ireland, Italy, Latvia, Lithuania, Luxembourg, the Netherlands, Norway, Poland, Portugal, Slovak Republic, Slovenia, Spain, Sweden, Switzerland and United Kingdom.
- Destinations: Available to more than 18,000 postal codes in major business centers in Austria, Belgium, Denmark, France, Germany, Ireland, Italy, Luxembourg, the Netherlands, Spain, Switzerland and the United Kingdom.
- Available packaging:
  - FedEx Europe First Customer Own packaging
  - FedEx Europe First Envelope
  - FedEx Europe First Pak
  - FedEx Europe First 10kg Box
  - FedEx Europe First 25kg Box

- Packaging Restrictions: FedEx packaging is available free of charge: FedEx<sup>®</sup> Envelope, FedEx<sup>®</sup> Pak, FedEx<sup>®</sup> Tube, FedEx<sup>®</sup> Box, FedEx<sup>®</sup> 10kg Box, FedEx<sup>®</sup> 25kg Box. Customer's own packaging is also accepted. Multiple-piece shipments are allowed.
- Size Restrictions: In general, packages up to 274 cm length (108"), 330 cm length and girth combined (130") [length and girth = length + 2 x height + 2 x width] are accepted.
- Weight Restrictions: Packages up to 68 kg are accepted (this can vary by country). As a general rule, there is no limit per shipment. Dimensional Weight applies to packaging other than FedEx Letter (FL), FedEx Pak (FP) and single-piece FedEx boxes and tubes.
- At what price: A FedEx Europe First delivery fee in addition to your international priority rate. You can also benefit from the FedEx 10kg Box and FedEx 25kg Box special rates. The extra delivery fee varies by destination postal code.

## FedEx Express International Service Options

The following service options are available for use with FedEx Express international shipping:

- [Alternate Return Address](#)
- [Chapter 39: Commercial Destination Control](#)
- [Chapter 20: Dangerous Goods](#)
- [Chapter 34: FedEx Express International \(Saturday\)](#)
- [Chapter 24: Dry Ice Shipments](#)
- [Chapter 15: Delivery Signature Services](#)
- FedEx InSight
- FedEx International Broker Select<sup>®</sup>



# FedEx Express International Shipping

- [Chapter 32: FedEx Intra-Country Shipping](#)
- [Mask Account Number \(FedEx International Ground\)](#)
- [Chapter 27: Masked Data](#)
- [Chapter 25: Shipment Notification in the Ship Request](#)
- [Chapter 26: Variable Handling Charges](#)

## International Packaging Options

In addition to standard FedEx Express packaging, you may also choose a FedEx 10kg Box or a FedEx 25kg Box. The weight limit is 22 lbs. for a FedEx 10kg Box and 55 lbs. for a FedEx 25kg Box. These packaging options are allowed for FedEx International Priority® to more than 220 countries and territories.

## FedEx Express International Coding Details

Before you begin coding FedEx Express® International shipping options, note the following:

- FedEx Express International shipments are created using the ShipService WSDL.
- FedEx Express International allows multiple-package shipping (MPS). MPS Express International shipments are associated with one another using a package sequence indicator. For example, if you ship 5 boxes of baseballs to London, the master package label has a package sequence indicator of 1 of 5. All other packages associated with this master will have package sequence indicators of 2 of 5, 3 of 5, etc. The purpose of this type of MPS processing is to ensure that packages grouped together on one Commercial Invoice travel through the FedEx system together and arrive at customs at the same time.
- You may ship both documents and commodity shipments.

- International Freight shipping is available to Puerto Rico.
- For shipments to countries that accept an Electronic Commercial Invoice (ECI), FedEx Web Services uploads your commodity information (entered as part of the Ship request) to that country's customs clearance center to expedite clearance requirements.  
For a list of countries that accept Electronic Trade Documents, *see* the Electronic Trade Documents WSDL Guide.
- Use FedEx® Electronic Trade Documents to automatically generate copies of customs documents. *See* the Electronic Trade Documents WSDL Guide for more information.
- If you are new to international shipping and need assistance with customs rules, documents, and clearance requirements, go to the **[https://www.fedex.com/GTM?cntry\\_code=us](https://www.fedex.com/GTM?cntry_code=us)** Global Trade Manager website that provides the information you need to reduce the time it takes to clear packages through customs.

## International Multiple Package Shipments

You may use FedEx Web Services to tie international packages together that have to clear on a single Commercial Invoice. To tie international shipments together as a multiple-package shipment (MPS):

- The first package in the shipment request is considered the master package. Any shipment-level information (TotalWeight, PackageCount, SignatureOption, GAA) is included on the master package. The SequenceID for this package is 1.
- In the master package reply, the tracking number assigned to that package is included in the MasterTrackingID element for all subsequent packages. The SequenceID is also required for each child package.



# FedEx Express International Shipping

- When shipping commodities, the entire list of all the commodities in the shipment must be included in the ship request for each package so the commodity values are calculated correctly.

*Note: The maximum number of packages in an MPS request is 200.*

This option is available for international C.O.D. multiple-package shipments. For more information about MPS, see FedEx Express U.S. Multiple-Package Shipments.

## Document Shipments

Shipment contents that are considered to be non-dutiable are known as document shipments. In addition to basic elements (including shipper elements) required for all shipping transactions and described in the Introduction of the *FedEx Web Services Developer Guide*, the following elements are available to create a FedEx Express International document shipment:

*Note: For FedEx Express International multiple piece shipments (MPS), if one package is a document, then all packages in the shipment must be documents. This is also true for commodity shipments. All the packages must be for commodities. Commodity and Document packages cannot be in the same MPS shipment.*

## Recipient Information

Table 154. Recipient Information Elements

Element	Multiple Occurrence	Description
RequestedShipment/Company	No	Required if Contact name is blank.
RequestedShipment/Contact	No	Required if Company name is blank.
RequestedShipment/StreetLines	Yes	At least one street address line is required.

Table 154. Recipient Information Elements, continued

Element	Multiple Occurrence	Description
RequestedShipment/City	No	Required.
RequestedShipment/StateOrProvinceCode	No	Required only if recipient country is U.S. or Canada, or if EEI applies and country is Mexico (MX).
RequestedShipment/PostalCode	No	Required only if recipient country is a postal aware country. <a href="#">See Appendix J: Postal-Aware Countries and Formats</a> for a list of postal aware countries.
RequestedShipment/UrbanizationCode	No	Relevant only to addresses in Puerto Rico, where multiple addresses within the same postal code can have the same house number and street name. When this is the case, the urbanization code is needed to distinguish them.
RequestedShipment/CountryCode	No	Required. Identifies the recipient country.
RequestedShipment/CountryName	No	The fully spelled out name of a country.
RequestedShipment/PhoneNumber	No	Required.
TinType/TinNumber	No	Tax Identification Number. Specify the Employer Identification Number (EIN). Required if duties, taxes, and fees are billed to recipient.
Address/Residential	No	This element is optional for shipments to the U.S. and Canada. However, to receive an accurate rate quote, this element must be included in the Ship request.



# FedEx Express International Shipping

## Billing

Table 155. Billing Elements

Element	Multiple Occurrence	Description
ShippingChargesPayment/ PaymentType	No	Required. Values are: <ul style="list-style-type: none"> <li>ACCOUNT</li> <li>COLLECT (Ground)</li> <li>SENDER</li> <li>RECIPIENT</li> <li>THIRD_PARTY</li> </ul>
ShippingChargesPayment/ Payor/AccountNumber	No	Required if PaymentType element is SENDER, RECIPIENT or THIRD_PARTY.
Currency	No	Required. <i>Note: FedEx will provide currency conversion using FedEx Web Services. If you enter a currency other than the currency associated with your FedEx account number, rate quotes will be returned based on the specified currency.</i>
CountryCode	No	Required. The country code associated with the shipper's FedEx account billing currency type.
CountryName	No	Optional. The fully spelled out name of a country.
CustomerReferenceType	No	Optional. This element allows customer-defined notes to print on the shipping label. The reference element is also used to track by reference. Valid values are: <ul style="list-style-type: none"> <li>BILL_OF_LADING</li> <li>CUSTOMER_REFERENCE</li> <li>DEPARTMENT_NUMBER</li> <li>ELECTRONIC_PRODUCT_CODE</li> <li>INTRA_REGULATORY_REFERENCE</li> <li>INVOICE_NUMBER</li> <li>P_O_NUMBER</li> </ul>

Table 155. Billing Elements, continued

Element	Multiple Occurrence	Description
		<ul style="list-style-type: none"> <li>RMA_ASSOCIATION</li> <li>SHIPMENT_INTEGRITY</li> <li>STORE_NUMBER</li> </ul> <i>Note: You can add up to three references per shipment. SHIPMENT_INTEGRITY prints only on the invoice.</i>
CustomerReference/Value	No	Optional. Reference information to be associated with the CustomerReferenceType. For example, if you designate INVOICE_NUMBER in the CustomerReferenceType element, the actual invoice number associated with the package is included in the CustomerReference/Value element.

## Multiple Piece Shipment Elements

This option is available for FedEx Express U.S. and international multiple-package shipments (MPS), FedEx Ground U.S. and international MPS, FedEx Express U.S. C.O.D. and international C.O.D. multiple-package shipments, and FedEx Ground U.S. C.O.D. and international C.O.D. multiple-package shipments. For more information about MPS, *see* FedEx Express U.S. Multiple-Package Shipments.

*Note: Up to 200 MPS packages can be created for one master shipment.*

Table 156. Multiple Piece Shipment Elements

Element	Multiple Occurrence	Description
PackageCount	Yes	Required for MPS. Total number of packages in the MPS.
SequenceNumber	Yes	Required if PackageCount is greater than 1.



# FedEx Express International Shipping

Table 156. Multiple Piece Shipment Elements, continued

Element	Multiple Occurrence	Description
MasterTrackingID	Yes	Required for MPS. The MasterTrackingID element is returned for the first package in an MPS. This element must be included on all subsequent shipments to tie these packages together.  <i>Note: The MasterTrackingID element includes the MasterTrackingNumber and FormID. Both simple elements are required.</i>

Note: For additional coding details, see *FedEx Express U.S. Multiple-Package Shipments*.

## Shipment/Package Information

Table 157. Shipment/Package Information Elements

Element	Multiple Occurrence	Description
ServiceType	No	Required. Values are: <ul style="list-style-type: none"> <li>• EUROPE_FIRST_INTERNATIONAL_PRIORITY (for intra-Europe shipment only).</li> <li>• INTERNATIONAL_ECONOMY</li> <li>• INTERNATIONAL_FIRST</li> <li>• INTERNATIONAL_PRIORITY</li> <li>• INTERNATIONAL_ECONOMY_FREIGHT</li> <li>• INTERNATIONAL_PRIORITY_FREIGHT</li> </ul>
PackagingType	Yes	Required. Values are: <ul style="list-style-type: none"> <li>• FEDEX_10KG_BOX</li> <li>• FEDEX_25KG_BOX</li> <li>• FEDEX_BOX</li> <li>• FEDEX_ENVELOPE</li> <li>• FEDEX_PAK</li> </ul>

Table 157. Shipment/Package Information Elements, continued

Element	Multiple Occurrence	Description
		<ul style="list-style-type: none"> <li>• FEDEX_TUBE</li> <li>• YOUR_PACKAGING</li> </ul>
PhysicalPackaging	Yes	If you select YOUR_PACKAGING as the package type, this element is required for packages traveling to and from the U.S., Canada, and Puerto Rico. This enumeration rationalizes the former FedEx Express international "admissibility package" types (based on ANSI X.12) and the FedEx Freight packaging types. The values represented are those common to both carriers.  <i>See <a href="#">Appendix K: Physical Packaging Type Codes</a> for valid package descriptions.</i>
Weight	Yes	Required. Units and Value are included in this element. Values for the Units element are: <ul style="list-style-type: none"> <li>• LB</li> <li>• KG</li> </ul> The Value element must contain the actual package weight. For multiple-piece shipments (MPS), each ProcessShipment request must contain the package Weight.
TotalWeight	No	Required for MPS. The TotalWeight element is submitted for the master package only, not the subsequent child packages. The master package (designated as 1 in the PackageCount element) contains the total package weight in the MPS.  Units and Value are included in this element. Values for the Units element are: <ul style="list-style-type: none"> <li>• LB</li> <li>• KG</li> </ul> The Value element must contain the actual package weight.



# FedEx Express International Shipping

Table 157. Shipment/Package Information Elements, continued

Element	Multiple Occurrence	Description
Height	Yes	Optional but recommended if your package type is CUSTOMER_PACKAGING.
Width	Yes	Optional but recommended if your package type is CUSTOMER_PACKAGING.
Length	Yes	Optional but recommended if your package type is CUSTOMER_PACKAGING.
Units		Required if dimensions are specified. Values are: <ul style="list-style-type: none"> <li>• IN</li> <li>• CM</li> </ul>
InternationalDocument	No	Required. Values are: <ul style="list-style-type: none"> <li>• DOCUMENTS_ONLY</li> <li>• NON_DOCUMENTS</li> </ul>
Commodity/Description	Yes	A minimum of three characters is required for this element. Maximum number of characters is 450. <i>See <a href="#">Appendix L: Customs-Approved Document Descriptions</a> for more information.</i>
Commodity/CountryOfManufacture	Yes	Optional. Country code where document contents were produced in their final form.
InsuredValue/Amount	No	<i>Note: Some countries require a minimum document declared value of \$1USD. For a list of these countries, see <a href="#">Minimum Customs Value</a>.</i>  FedEx liability for each package is limited to \$100USD unless a higher value is declared and paid for. Use this element if you want to declare a higher value.  For FedEx Express International MPS, the master package should contain the total declared value/carriage value. No declared value/carriage value is added to the subsequent child packages.

Table 157. Shipment/Package Information Elements, continued

Element	Multiple Occurrence	Description
		<i>Note: "InsuredValue" refers to declared value of the package. FedEx does not provide insurance of any kind.</i>
RequestedShipment/ShipTimeStamp	No	Required. Time of shipment based on shipper's time zone. Defaults to CDT.  The date format must be YYYY-MM-DDTHH:MM:SS-xx:xx. The time must be in the format: HH:MM:SS using a 24-hour clock. The date and time are separated by the letter T, such as 2009-06-26T17:00:00. The UTC offset indicates the number of hours/minutes such as xx:xx from UTC, such as 2009-06-26T17:00:00-04:00 is defined as June 26, 2009 5:00 p.m. Eastern Time.  <i>See <a href="#">Appendix M: Time Zones</a> for more information.</i>
RequestedShipment/Date	No	Required. Date of shipment. For FedEx Express international shipments, this value can be current date or up to 10 days in future.

## Label Requirements

Table 158. Label Requirements Element

Element	Multiple Occurrence	Description
LabelSpecification	No	To identify the type of label format you will receive, elements in the Label Specification complex type element should be included in the Ship reply (depending on your label format). More information about label printing is provided in <a href="#">Chapter 12: Creating a Label</a> .



# FedEx Express International Shipping

In addition to these elements, you may choose these shipping options for a document shipment:

- [Alternate Return Address](#)
- [Chapter 34: FedEx Express International \(Saturday\)](#) (depending on origin/destination pair and service)
- FedEx Insight
- [Chapter 23: Hold at FedEx Location](#) (depending on origin/destination pair and service)
- International Broker Select
- [Chapter 25: Shipment Notification in the Ship Request](#)

Table 159. Document Shipment Options

Shipping Option	Package vs. Shipment Level
Dangerous Goods	Shipment
Delivery Signature Options	Shipment
Dry Ice	Shipment
Future Day	Shipment
Hold at Location	Shipment
Inside Delivery	Shipment
Inside Pickup	Shipment
Notification	Shipment
Reference Elements	Package
Saturday Services	Shipment
Variable Handling Charge	Package

## Commodity Shipments

Shipment contents that are considered to be dutiable are known as commodity shipments. In addition to the basic elements required for all shipping requests described in the Introduction of the *FedEx Web Services Developer Guide*, the following elements are required to create a FedEx Express International commodity shipment.

When shipping commodities, the entire list of all the commodities in the shipment must be included in the ship request for each package so the commodity values are calculated correctly.

*Note: For FedEx Express International multiple piece shipments, if one package is a commodity shipment, then all packages in the shipment must contain commodities. Commodity and document shipments cannot be combined in an multiple piece shipment.*

## Recipient Information

Table 160. Recipient Information Elements

Element	Multiple Occurrence	Description
RequestedShipment/Company	No	Required if Contact name is blank.
RequestedShipment/Contact	No	Required if Company name is blank.
RequestedShipment/StreetLines	Yes	At least one street address line is required.
RequestedShipment/City	No	Required.
RequestedShipment/StateOrProvinceCode	No	Required only if recipient country is U.S. or Canada, or if EEI applies and country is Mexico (MX).
RequestedShipment/PostalCode	No	Required only if recipient country is a postal aware country.  <i>See <a href="#">Appendix J: Postal-Aware Countries and Formats</a> for a list of postal aware countries.</i>
RequestedShipment/UrbanizationCode	No	Relevant only to addresses in Puerto Rico, where multiple addresses within the same postal code can



# FedEx Express International Shipping

Table 160. Recipient Information Elements, continued

Element	Multiple Occurrence	Description
		have the same house number and street name. When this is the case, the urbanization code is needed to distinguish them.
RequestedShipment/CountryCode	No	Identifies the recipient country code.
RequestedShipment/CountryName	No	The fully spelled out name of a country.
RequestedShipment/PhoneNumber	No	Required.
TaxpayerIdentification/TinType/	No	Identifies the category of the taxpayer identification. Valid values are: <ul style="list-style-type: none"> <li>• BUSINESS_NATIONAL</li> <li>• BUISNESS_STATE</li> <li>• BUSINESS_UNION</li> <li>• PERSONAL_NATIONAL</li> <li>• PERSONAL_STATE</li> </ul>
TinType/TinNumber	No	Tax Identification Type and Tax Identification Number. Specify the Employer Identification Number (EIN). Required if duties, taxes, and fees are billed to recipient.
Address/Residential	No	This element is optional for shipments to the U.S. and Canada. However, to receive an accurate rate quote, this element must be included in the ProcessShipment request.
RequestedShipment/ShipTimeStamp	No	Required. Time of shipment based on shipper's time zone. Defaults to CDT. The date format must be YYYY-MM-DDTHH:MM:SS-xx:xx. The time must be in the format: HH:MM:SS using a 24-hour clock. The date and time are separated by the letter T (e.g., 2009-06-26T17:00:00).

Table 160. Recipient Information Elements, continued

Element	Multiple Occurrence	Description
		The UTC offset indicates the number of hours/minutes (e.g. xx:xx) from UTC (e.g., 2009-06-26T17:00:00-04:00 is defined as June 26, 2009 5:00 p.m. Eastern Time). See <a href="#">Appendix M: Time Zones</a> or more information about time zones.
RequestedShipment/Date	No	Required. Date of shipment. For FedEx Express International shipments, this value can be the current date or up to 10 days in the future.

## Billing Details

Table 161. Billing Detail Elements

Element	Multiple Occurrence	Description
TaxpayerIdentification/TinType	No	Required for non document shipments to Brazil. Valid values are: <ul style="list-style-type: none"> <li>• Passport Number</li> <li>• Individual Tax ID</li> <li>• Company Tax ID</li> </ul> <p><i>Note: This type must match the data entered in the TaxpayerIdentification/Number element.</i></p> <p><i>Note: This element is not required but should be added for recipient billing of duties, taxes, and fees.</i></p>
TaxpayerIdentification/Number	No	Required for shipments to Brazil. Depending on the TinType submitted, include the tax ID number for the recipient. Also required if you included the TaxpayerIdentification/TinType element in the Ship Request.





# FedEx Express International Shipping

Table 161. Billing Detail Elements, continued

Element	Multiple Occurrence	Description
ShippingChargesPayment/ PaymentType	No	Required. Values are: <ul style="list-style-type: none"> <li>• COLLECT (Ground)</li> <li>• SENDER</li> <li>• RECIPIENT</li> <li>• THIRD_PARTY</li> </ul>
AccountNumber	No	Required if PaymentType element is SENDER, RECIPIENT or THIRD_PARTY.
Currency	No	Required. FedEx will provide currency conversion using FedEx Web Services. If you enter a currency other than the currency associated with your FedEx account number, rate quotes will be returned based on the specified currency.
CountryCode	No	Optional. Country code associated with the currency.
CountryName	No	Optional. The fully spelled out name of a country.

## Multiple-Piece Shipment Elements

This option is available for FedEx Express U.S. and international multiple-package shipments, FedEx Ground U.S. and international multiple-package shipments, FedEx Express U.S. C.O.D. and international C.O.D. multiple-package shipments, and FedEx Ground U.S. C.O.D. and international C.O.D. multiple-package shipments.

For more information about MPS, *see* FedEx Express U.S. Multiple-Package Shipments (MPS).

*Note: The maximum number of packages in an MPS request is 200.*

Table 162. Multiple-Piece Shipment Elements

Element	Multiple Occurrence	Description
PackageCount	Yes	Required for MPS. Total number of packages in the MPS.
SequenceNumber	Yes	Required if PackageCount is greater than 1.
MasterTrackingID	Yes	Required for MPS. The MasterTrackingID element is returned for the first package in an MPS. This element must be included on all subsequent shipments to tie these packages together.  <i>Note: The MasterTrackingID element includes the MasterTrackingNumber and FormID. Both simple elements are required.</i>

## Shipment/Package Information

Table 163. Shipment/Package Information Elements

Element	Multiple Occurrence	Description
ServiceType	No	Required. Values are: <ul style="list-style-type: none"> <li>• EUROPE_FIRST_INTERNATIONAL_PRIORITY (for intra-Europe shipment only)</li> <li>• INTERNATIONAL_ECONOMY</li> <li>• INTERNATIONAL_FIRST</li> <li>• INTERNATIONAL_PRIORITY</li> <li>• INTERNATIONAL_ECONOMY_FREIGHT</li> <li>• INTERNATIONAL_PRIORITY_FREIGHT</li> </ul>
PackagingType	Yes	Required. Values are: <ul style="list-style-type: none"> <li>• FEDEX_10KG_BOX</li> <li>• FEDEX_25KG_BOX</li> <li>• FEDEX_BOX</li> <li>• FEDEX_ENVELOPE</li> </ul>



# FedEx Express International Shipping

Table 163. Shipment/Package Information Elements, continued

Element	Multiple Occurrence	Description
		<ul style="list-style-type: none"> <li>• FEDEX_PAK</li> <li>• FEDEX_TUBE</li> <li>• YOUR_PACKAGING</li> </ul>
PhysicalPackaging	Yes	<p>Required for packages traveling to and from the U.S., Canada, and Puerto Rico.</p> <p>This enumeration rationalizes the former FedEx Express international "admissibility package" types (based on ANSI X.12) and the FedEx Freight packaging types. The values represented are those common to both carriers.</p> <p>See <a href="#">Appendix K: Physical Packaging Type Codes</a> for valid package descriptions.</p>
Weight	Yes	<p>Required. Units and Value are included in this Element. Values for the Units element are:</p> <ul style="list-style-type: none"> <li>• LB</li> <li>• KG</li> </ul> <p>The Value element must contain the actual package weight. For MPS shipments, each ship request must contain the package Weight.</p>
TotalWeight	No	<p>Required for multiple-piece shipments (MPS). The TotalWeight element is submitted for the master package only, not the subsequent child packages. The master package, designated as 1 in the PackageCount element, contains the total package weight in the MPS shipment.</p> <p>Units and Value are included in this element. Values for the Units element are:</p> <ul style="list-style-type: none"> <li>• LB</li> <li>• KG</li> </ul> <p>The Value element must contain the actual package weight.</p>

Table 163. Shipment/Package Information Elements, continued

Element	Multiple Occurrence	Description
CustomerReferenceType	No	<p>Optional. This element allows customer-defined notes to print on the shipping label. The reference element is also used to track by reference.</p> <p>Valid values are:</p> <ul style="list-style-type: none"> <li>• BILL_OF_LADING</li> <li>• CUSTOMER_REFERENCE</li> <li>• DEPARTMENT_NUMBER</li> <li>• ELECTRONIC_PRODUCT_CODE</li> <li>• INTRACOUNTRY_REGULATORY_REFERENCE</li> <li>• INVOICE_NUMBER</li> <li>• P_O_NUMBER</li> <li>• RMA_ASSOCIATION</li> <li>• SHIPMENT_INTEGRITY</li> <li>• STORE_NUMBER</li> </ul> <p>SHIPMENT_INTEGRITY prints only on the invoice.</p> <p><i>Note: Reference information is submitted on the shipment level. However, you may add up to three references per shipment.</i></p>
CustomerReference/Value	No	<p>Optional. Reference information to be associated with the CustomerReferenceType. For example, if you designate INVOICE_NUMBER in the CustomerReferenceType element, the actual invoice number associated with the package is included in the CustomerReference/Value element.</p>
Height	Yes	<p>Optional but recommended if your package type is CUSTOMER_PACKAGING.</p>
Weight	Yes	<p>Optional but recommended your package type is CUSTOMER_PACKAGING.</p>
Length	Yes	<p>Optional but recommended if your package type is CUSTOMER_PACKAGING.</p>



# FedEx Express International Shipping

Table 163. Shipment/Package Information Elements, continued

Element	Multiple Occurrence	Description
Units		Required if dimensions are specified. Values are: <ul style="list-style-type: none"> <li>• IN</li> <li>• CM</li> </ul>
InsuredValue/Amount	No	Optional. You may enter a value in this element to declare additional value for this shipment. For MPS shipments, the master package should contain the total declared value for the shipment. No declared value is added to subsequent child shipments.  <i>Note: "InsuredValue" refers to declared value of the package. FedEx does not provide insurance of any kind.</i>
InternationalDocument	No	Required. Values are: <ul style="list-style-type: none"> <li>• DOCUMENTS_ONLY</li> <li>• NON_DOCUMENTS</li> </ul>
RequestedShipment/ShipTimeStamp	No	Required. Time of shipment based on shipper's time zone. Defaults to CDT.  The date format must be YYYY-MM-DDTHH:MM:SS-xx:xx. The time must be in the format: HH:MM:SS using a 24-hour clock. The date and time are separated by the letter T, such as 2009-06-26T17:00:00. The UTC offset indicates the number of hours/minutes, for example xx:xx from UTC, such as 2009-06-26T17:00:00-04:00 is defined as June 26, 2009 5:00 p.m. Eastern Time.  <i>See <a href="#">Appendix K: Physical Packaging Type Codes</a> for valid package descriptions.</i>
RequestedShipment/Date	No	Required. Date of shipment. For FedEx Express international shipments, this value can be current date or up to 10 days in future.

## Label Requirements

Table 164. Label Requirements Element

Element	Multiple Occurrence	Description
LabelSpecification	No	To identify the type of label format you will receive, elements in the LabelSpecification complex type element should be included in the Ship reply (depending on your label format. More information about label printing is provided in <a href="#">Chapter 12: Creating a Label</a> ).

## International Clearance Requirements

Table 165. Commodity Shipment Elements

Element	Multiple Occurrence	Description
TermsOfSale	No	Required for commodity shipments. Valid values are: <ul style="list-style-type: none"> <li>• FCA/FOB (Free Carrier/Free On Board): Seller is responsible for all costs of delivering goods to destination. (Default)</li> <li>• CIP/CIF (Costs, Insurance Paid/Carriage Insurance Freight): Seller is responsible for freight insurance, and miscellaneous charges to destination.</li> <li>• CPT/C&amp;F (Carriage Paid To/Costs and Freight): Seller is responsible for cost of freight to destination; buyer is responsible for insurance.</li> <li>• EXW (Ex Works): Seller makes goods available to buyer. Buyer is responsible for delivering goods to destination.</li> <li>• DDU (Delivered Duty Unpaid): Seller is responsible for delivering goods to destination. Buyer is responsible for clearing goods through Bureau of Customs and Border Protection.</li> </ul>



# FedEx Express International Shipping

Table 165. Commodity Shipment Elements, continued

Element	Multiple Occurrence	Description
		<ul style="list-style-type: none"> <li>• DDP (Delivered Duty Paid): Seller is responsible for delivering goods to destination, including duties, taxes, and miscellaneous fees.</li> <li>• DAP (Delivered at Place): Seller pays for carriage to the named place, except for costs related to import clearance, and assumes all risks prior to the point that the goods are ready for unloading by the buyer.</li> <li>• DAT (Delivered at Terminal): Seller pays for carriage to the terminal, except for costs related to import clearance, and assumes all risks up to the point that the goods are unloaded at the terminal.</li> </ul>
FreightCharge/Amount	No	Required if the Terms of Sale element is either CF or CIF. This charge must be added to the total customs value amount.
InsuranceCharge/Amount	No	Required if the Terms of Sale element is CIF. This charge must be added to the total customs value amount.
RegulatoryControlType	No	<p>Identifies the type of regulatory control.</p> <p>Valid values are:</p> <ul style="list-style-type: none"> <li>• EU_CIRCULATION</li> <li>• FOOD_OR_PERISHABLE</li> <li>• NAFTA</li> <li>• NOT_APPLICABLE_FOR_LOW_CUSTOMS_VALUE_EXCEPTION</li> </ul> <p><i>Note: EU_CIRCULATION is required for shipments between European Union countries. The EU indicator prints on the shipping label.</i></p> <p><i>Note: FOOD_OR_PERISHABLE is required by the FDA/BTA for food or perishable items coming to the</i></p>

Table 165. Commodity Shipment Elements, continued

Element	Multiple Occurrence	Description
		<i>U.S. and Puerto Rico (except for shipments from PR to the U.S. or U.S. to PR) containing food items.</i>
CustomsValue	No	For MPS shipments, this element must contain the total value declared to the Bureau of Customs and Border Protection for all packages in the shipment.
Purpose	No	<p>Optional. To facilitate customs clearance and to ensure that duties, taxes, and fees are correctly assessed, enter a valid purpose. Valid values are:</p> <ul style="list-style-type: none"> <li>• Sold</li> <li>• Not Sold</li> <li>• Gift</li> <li>• Sample</li> <li>• Repair and Return</li> <li>• Personal Effects</li> </ul>

## Commodity Elements

*Note: A maximum of 20 occurrences of commodity line item information is supported in the ShipService WSDL. Commodity information must be included in the ship request for all packages in an multiple-piece (MPS) shipment.*

Table 166. Commodity Elements

Element	Multiple Occurrence	Description
Commodity/Name	No	Name of this commodity.
Commodity/NumberOfPieces	Yes	Required. The total number of packages within the shipment that contain this commodity (can be less than or equal to PackageCount).
Commodity/Description	Yes	A minimum of three characters is required for this element. Maximum number of characters is 450.



# FedEx Express International Shipping

Table 166. Commodity Elements, continued

Element	Multiple Occurrence	Description
		See <a href="#">Appendix H: Vague Commodity Descriptions</a> for a list of appropriate commodity names.
Commodity/CountryOfManufacture	Yes	Required. Code of country in which commodity contents were produced or manufactured in their final form.
Commodity/HarmonizedCode	Yes	Optional. To expedite customs clearance, especially if the Customs Value is greater than \$2,500USD or if a valid U.S. export license is required, include valid Harmonized Codes for all commodities.
Commodity/Weight	No	Required. Total weight of this commodity. One explicit decimal position. Maximum length is 11 including the decimal.
Commodity/Quantity	Yes	Total quantity of an individual commodity within the shipment (used in conjunction with QuantityUnits). For example, if your MPS contains 10 baseballs, 10 is included in this element as part of the commodity description of baseballs assuming that the QuantityUnits value is EA. Must be included for each commodity.
Commodity/QuantityUnits	No	Optional. Unit of measure (for example, EA = each, DZ = dozen) of each commodity in the shipment.
Commodity/AdditionalMeasures	Yes	Optional. Contains only additional quantitative information other than weight and quantity to calculate duties and taxes.
Commodity/UnitPrice	No	Required. Customs value for each commodity in the shipment.
Commodity/CustomsValue	No	Optional. Total customs value for this line item. It should equal the commodity unit quantity times commodity unit value. Six explicit decimal positions. The maximum length is 18 including the decimal.

Table 166. Commodity Elements, continued

Element	Multiple Occurrence	Description
Commodity/ExiseConditions	Yes	Optional. Defines additional characteristics of the commodity used to calculate duties and taxes.
Commodity/ExportLicenseNumber	No	To expedite customs clearance, especially if the Customs Value is greater than \$2,500USD or if the Foreign Trade Regulations (FTR) number is not supplied. Applies to U.S. export shipping only.
Commodity/ExportLicenseExpirationDate	No	Date of expiration. Must be at least one day in the future. Required only if a commodity is shipped on a commercial export license and the export license number is supplied. Applies to U.S. export shipping only.
Commodity/CIMarksAndNumbers	Yes	An identifying mark or number used on the packaging of a shipment to help customers identify a particular shipment. Required only for the FedEx CI.
Commodity/PartNumber	No	The part number of the commodity.
Commodity/NaftaDetail	No	All data required for this commodity in NAFTA Certificate of Origin.

If the recipient and the importer are not the same, the following importer elements are required:

Element	Multiple Occurrence	Description
customsClearanceDetail/ImporterofRecord	No	Required if the recipient and importer are not the same. The following elements are included: <ul style="list-style-type: none"> <li>• AccountNumber</li> <li>• TIN (Tax Payer Identification)</li> <li>• Contact</li> <li>• Address</li> </ul>



# FedEx Express International Shipping

In addition to the preceding elements, you may also choose from the following shipping options for a commodity shipment:

- [Alternate Return Address](#)
- [Chapter 34: FedEx Express International \(Saturday\)](#) (depending on origin/destination pair and service)
- FedEx International Broker Select
- FedEx InSight
- [Chapter 23: Hold at FedEx Location](#) (depending on origin/destination pair and service)
- [Chapter 25: Shipment Notification in the Ship Request](#)

Shipping Option	Package vs. Shipment Level
Dangerous Goods	Shipment
Dry Ice	Shipment
Future Day	Shipment
Hold at Location	Shipment
Inside Delivery	Shipment
Inside Pickup	Shipment
International Traffic in Arms Regulations	Shipment
Reference Elements	Package
Saturday Services	Shipment
Shipment Notification	Shipment
Signature Options	Shipment
Variable Handling Charge	Package

## International Traffic in Arms Regulations

The International Traffic In Arms Regulations (ITAR) is a set of US government regulations that control the import and export of defense-related articles and services on the United States Munitions List (USML). As a US-based carrier, FedEx Express is required to maintain compliance with ITAR regulations. Likewise, US persons (corporations) worldwide are required to adhere to ITAR regulations. To this end, it is important that the US person making any export shipment must first determine which type of goods they are shipping: ITAR Exempt goods or ITAR goods that require a license to transport.

FedEx Express can accept and properly transport two types of ITAR-controlled items:

### 1. ITAR Exempt goods

*Note: An exempt good still falls under ITAR regulations, however a license is not required for import or export.*

### 2. Commodities controlled under a State Department License (SDL)

FedEx Express International Priority® (IP) and FedEx Express International Priority® Freight (IPF) can ship ITAR exempt commodities. Ensure the ITAR special handling option is indicated in your shipping transaction input, including exemption or license data if applicable.

Refer to <http://www.fedex.com/us/international/regulatory-alerts/index.html> for specific details on the various State Department licenses and ITAR exemptions.

## International Traffic in Arms Regulations Coding Details

International Traffic in Arms Regulations (ITAR) services are included in the ShipService, OpenShip, and RateService WSDLs. The following elements are required:



# FedEx Express International Shipping

Table 167. International Traffic in Arms Regulations Coding Elements

Element	Description
RequestedShipment/ SpecialServicesRequested/ InternationalTrafficInArmsRegulationsDetail	Descriptive data regarding special services requested by the shipper for this shipment. If the shipper is requesting a special service which requires additional data, such as COD, the special service type must be present in the specialServiceTypes collection, and the supporting detail must be provided in the appropriate sub-object.
RequestedShipment/ SpecialServicesRequested/ InternationalTrafficInArmsRegulationsDetail/ LicenseOrExemptionNumber	The export or license number for the ITAR shipment.

## Reply Elements

In addition to the standard reply elements for all ship requests, the following Express International elements are returned:

Table 168. Express International Elements

Element	Description
MasterTrackingID/Tracking Number	Returned for international multiple-piece shipments (MPS).
MasterTrackingID/FormID	Returned for international MPS.
Taxes/TaxType/HST	Returned for Canadian origin shipments.
Taxes/TaxType/GST	Returned for Canadian origin shipments.
Taxes/TaxType/PST	Returned for Canadian origin shipments.
SurchargeType/Offshore	Returned for international shipments.
SurchargeType/EuropeFirst	Returned for intra-Europe shipments using Europe First service.
RequestedShipment/ CustomsClearanceDetail/ CustomsOptions/	Details the return reason used for clearance processing of international dutiable outbound and international dutiable return shipments.

Table 168. Express International Elements, continued

Element	Description
CustomsOptionsDetail/Type	Valid values are: <ul style="list-style-type: none"> <li>• COURTESY_RETURN_LABEL</li> <li>• EXHIBITION_TRADE_SHOW</li> <li>• FAULTY_ITEM</li> <li>• FOLLOWING_REPAIR</li> <li>• FOR_REPAIR</li> <li>• ITEM_FOR_LOAN</li> <li>• OTHER</li> <li>• REJECTED</li> <li>• REPLACEMENT</li> <li>• TRIAL</li> </ul>
RequestedShipment/ CustomsClearanceDetail/ CustomsOptions/ CustomsOptionsDetail/Description	Specifies additional description about customs options. Required when the customs options type is "other."

## Reference Elements with Output Location

The ShipService WSDL includes these CustomerReference/ CustomerReferenceType elements:

Table 169. CustomerReference/CustomerReferenceType Elements

Value	Prints
BILL_OF_LADING	Shipping label and invoice.
CUSTOMER_REFERENCE	Shipping label, ground shipping reports, and in the Customer Reference element on the invoice.
INVOICE_NUMBER	Shipping label and invoice.
P_O_NUMBER	Shipping label and invoice.
RMA_ASSOCIATION	Shipping label and invoice.



# FedEx Express International Shipping

Table 169. CustomerReference/CustomerReferenceType Elements, continued

Value	Prints
SHIPMENT_INTEGRITY	Invoice.

Table 169. CustomerReference/CustomerReferenceType Elements, continued

Value	Prints
STORE_NUMBER	Shipping label and invoice.



# 34 FedEx Express International (Saturday)



[Saturday Service Details](#)

[Saturday Coding Details](#)



# FedEx Express International (Saturday)

In the ShipService WSDL, you may choose Saturday pickup or Saturday delivery services for your FedEx Express® International shipments for an additional surcharge.

## Saturday Service Details

The following service details apply:

- Saturday delivery is available for shipments from the U.S. to select points in Canada for the following services:
  - FedEx International Priority®
  - FedEx International Economy®
  - FedEx Freight®
- Saturday pickup for international shipments is available for select markets in the United States.
- To determine if Saturday services are available for your shipment origin/destination pair, use the ServiceAvailability WSDL.

*Note: Saturday delivery is available in select international destinations that consider Saturday a regular business day. For these countries, Saturday delivery does not have to be included in the Ship request and no handling fees are applied.*

For more detailed information about the services offered by FedEx, see the electronic **FedEx Service Guide**.

## Saturday Coding Details

Saturday services are included in the ShipService WSDL. The following elements are required:

Table 170. Saturday Service Request Elements

Element	Description
ShipmentSpecialServicesRequested/ SpecialServiceTypes	<p>Two elements must be included in the ShipService WSDL for Saturday services:</p> <p>Saturday_Delivery: The ship date and service must equal a Saturday delivery date for this option. For example, if you choose FedEx International First® and your ship date is Thursday, Saturday delivery is not allowed.</p> <p>Saturday_Pickup: Your ship date must equal a Saturday date for this option.</p>

# 35 FedEx Express Freight Services: International



[FedEx International Priority Freight](#)

[FedEx International Economy Freight](#)

[Additional Service Details](#)

[FedEx Express Freight Services Coding Details: International](#)

[Dangerous Goods \(International Express\)](#)

[Alcohol Shipping \(International Express\)](#)

[Future Day Shipping \(International Express\)](#)

[Hold at FedEx Location \(International Express\)](#)

[Dry Ice Shipments \(International Express\)](#)



# FedEx Express Freight Services: International

If your FedEx Express® international package exceeds 150 lbs, you must choose one of the FedEx Express® Freight Services.

## FedEx International Priority Freight

FedEx International Priority® Freight provides time-definite delivery, typically in 1, 2 or 3 business days to most major world markets including the U.S. to Canada:

- Service days are Monday through Friday, with Saturday delivery available in countries where Saturday is a regular business day.
- A booking number is required for this service. Call 1.800.332.0807 to book your freight shipment.
- Skid or package size and weight: exceeding 70" in height or 119" in length or 80" in width. Individual packages and/or skids greater than 151 lbs. Skids weighing in excess of 2,200 lbs. require prior approval by FedEx.
- The following special services are allowed (depending on destination location): [Chapter 34: FedEx Express International \(Saturday\)](#), [Chapter 37: FedEx International Broker Select](#), [Chapter 20: Dangerous Goods](#), and [Chapter 23: Hold at FedEx Location](#).

For more detailed information about the services offered by FedEx, see the electronic **FedEx Service Guide**.

## FedEx International Economy Freight

FedEx International Economy® Freight provides time-definite service, typically within 5 business days, with flexible pickup and delivery options.

- Service days are Monday through Friday, with Saturday delivery available to countries where Saturday is a regular business day.
- Import to the U.S. available from Canada, Puerto Rico, Mexico, and key Asian, Latin American and European Markets.

- Export from the U.S. available to more than 130 countries and territories.
- Skid or package size and weight: Exceeding 70" in height or 119" in length or 80" in width. Individual packages and/or skids greater than 151 lbs. Skids weighing in excess of 2,200 lbs. require prior approval by FedEx.
- Advanced confirmation required. Call 1.800.332.0807 to book your freight shipment.
- The following special services are allowed (depending on destination location): [Chapter 37: FedEx International Broker Select](#),<sup>®</sup> [Chapter 23: Hold at FedEx Location](#), [Chapter 20: Dangerous Goods](#), and [Chapter 24: Dry Ice Shipments](#).

## Additional Service Details

- Freight must be shrink-wrapped and/or banded to a skid.
- Must be palletized, stackable, and able to be lifted by forklift.
- Skids exceeding 70" in height or 119" in length or 80" in width require prior approval.
- Individual skids of 151 lbs. or more. Skids exceeding 2,200 lbs. require prior approval. Unlimited total shipment weight.

*Note: If you have any questions about services available for your origin or destination pair, use the RateService WSDL to determine service availability.*

## FedEx Express Freight Services Coding Details: International

Before coding FedEx Express® Freight Services International:

- Freight shipping weight must exceed 150 lbs.
- Use the RateService WSDL to determine what freight services are available for your origin/destination pair.



# FedEx Express Freight Services: International

FedEx Freight international services are included in the ShipService WSDL. In addition to the basic shipping elements required for a FedEx Express shipment, the following elements are available:

Table 171. International ExpressFreightDetail Elements

Element	Description
ExpressFreightDetail/BookingConfirmationNumber	An advance booking number is required for FedEx International Priority Freight. When you call 1.800.332.0807 to book your freight shipment, you will receive a booking number. This booking number can be included in the Ship request and prints on the shipping label.
ExpressFreightDetail/PackingListEnclosed	Optional. If you enclose a packing list with your freight shipment, this element informs FedEx operations that shipment contents can be verified on your packing list.

## Reply Elements

See the [Chapter 10: Ship Service](#) section for ProcessShipment reply information.

## Dangerous Goods (International Express)

See FedEx Express U.S. [Chapter 20: Dangerous Goods](#) for more information.

## Alcohol Shipping (International Express)

See FedEx Express U.S. [Chapter 22: Alcohol Shipping](#) for more information.

## Future Day Shipping (International Express)

See FedEx Express U.S. [Chapter 28: Future Day Shipping](#) for more information.

## Hold at FedEx Location (International Express)

See FedEx Express U.S. [Chapter 23: Hold at FedEx Location](#) for more information.

## Dry Ice Shipments (International Express)

See FedEx Express U.S. [Chapter 24: Dry Ice Shipments](#) for more information.

# 36 FedEx International Ground Shipping



[FedEx International Ground Service Options](#)

[FedEx International Ground Service Details](#)

[FedEx International Ground Coding Details](#)

[Delivery Signature Services \(FedEx International Ground\)](#)

[Future Day Shipping \(FedEx International Ground\)](#)

[FedEx Ground Collect On Delivery \(C.O.D.\) \(International\)](#)

[Alternate Return Address \(FedEx International Ground\)](#)

[Mask Account Number \(FedEx International Ground\)](#)



# FedEx International Ground Shipping

Use the Shipping service to access the FedEx International Ground® shipping features.

See Shipping Services by Region for a list of FedEx International Ground services available by region.

## FedEx International Ground Service Options

The following service options are available for use with FedEx International Ground shipping:

- [Alternate Return Address](#)
- [Chapter 39: Commercial Destination Control](#)
- [Chapter 15: Delivery Signature Services](#)
- [Chapter 28: Future Day Shipping](#)
- [Chapter 19: FedEx Ground U.S. Collect On Delivery \(C.O.D.\)](#)
- [Mask Account Number \(FedEx International Ground\)](#)
- [Chapter 25: Shipment Notification in the Ship Request](#)
- [Chapter 26: Variable Handling Charges](#)

## FedEx International Ground Service Details

FedEx International Ground is a direct-ship method for you to send single or multi-weight small package shipments directly from the U.S. to Canada, Canada to the U.S. There are no minimum package requirements.

*Note: In addition to FedEx International Ground service to and from Canada, you may also use FedEx Ground® to ship intra-Canada packages.*

Estimated duties and taxes calculations are now available. Contact your FedEx account executive for more information.

FedEx International Ground provides day-definite delivery throughout Canada:

- Delivery Times: 2-7 business days.
- Service Days: Monday through Friday by the end of the business day.
- Delivery Area: Canada.
- Package Size and Weight: Up to 150 lbs., 108" in length, and 165" in length and girth (L+2W+2H). For packages weighing 100–150 lbs., specific guidelines must be followed for marking heavy packages. For more information, go to [fedex.com/us/services/intl/ground.html](https://fedex.com/us/services/intl/ground.html).
- Exceptions: FedEx Ground® cannot deliver to P.O. boxes.
- No hazardous materials (except for certain shipments to Canada that contain dry ice or are classified as Other Regulated Materials — Domestic [ORM-D]).
- Customs clearance is included for shipments to Canada through our brokerage-inclusive service. A fee applies. Brokerage-inclusive service may not be available with all electronic shipping solutions.
- A CI is needed for all shipments.

*Note: To determine actual shipping services and options allowed for your origin/destination pair, use the Service Availability service.*

For more detailed information about the services offered by FedEx, see the electronic **FedEx Service Guide**.

## Clearance Requirements

All export documents must be placed in the international document pouch and attached to the FedEx International Ground package, or the first package in an multiple-piece shipment (MPS). Each shipment must include:

- 1 signed copy and 4 originals for Canada, and 1 signed copy and 2 originals for Puerto Rico.
- The broker information (including Non-Resident Importer (NRI) designation if applicable) must be on the Commercial Invoice.





# FedEx International Ground Shipping

- The Commercial Invoice must also have contract details for your recipient, including a phone number.
- The recipient is automatically the Importer of Record (IOR) unless otherwise designated on the Commercial Invoice.

*Note: For more information regarding specific clearance requirements for FedEx International Ground shipping, see your FedEx account executive.*

## Brokerage and Billing Options for Shipments Between the U.S. and Canada

FedEx Web Services includes a variety of features that will improve your shipping experience and increase the ease of transborder shipping of FedEx International Ground packages between the U.S. and Canada.

- **Brokerage Inclusive Services:** Through the new default brokerage-inclusive service option, FedEx International Ground shipping gives you one point of contact, and initiates regulatory clearance while your packages are still en route.
- **Broker Selection Option:** If you prefer to use your own broker, you have the option to do so.
- **Flexible Billing Solutions:** You now have the option to bill duties, taxes, and ancillary fees to the shipper, the recipient, or a third party.

## FedEx International Ground Coding Details

Before you begin coding FedEx International Ground shipping options, note the following:

- FedEx International Ground shipments are created using the ShipService WSDL.
- The ground collect billing option is also available for the Broker Select Option services.

- FedEx International Ground service allows multiple-package shipping so that you can create a single Commercial Invoice for the multiple-package shipment (MPS).
- FedEx Web Services does not generate hard copies of customs documents. However, you may capture reply elements to create a Commercial Invoice.
- A standard CI form can be printed at **[fedex.com/us/services/createlabels](http://fedex.com/us/services/createlabels)**.

For more detailed information about the services offered by FedEx, see the electronic ***FedEx Service Guide***.

## Samples

Sample code, sample transactions and the specific individual WSDL/XML guide(s) can be downloaded following these steps:

1. Go to the FedEx Developer Resource Center (DRC) at <http://fedex.com/developer>.
2. Enter your username and password to login to the DRC.
3. Expand "Technical Resources" on the left pane.
4. Expand "FedEx Web Services for Shipping" and choose "Get Started."
5. In the right-hand column of either the "Standard Services" or the "Advanced Services" tabs, click on the dropdown box for the appropriate service and choose the format required.
6. Go to the right column in the appropriate tab, select the Download code dropdown and choose the code in the format needed.

*Note: Select the checkmark box next to "Include Documentation (PDF)" box to get the WSDL guide also.*





# FedEx International Ground Shipping

## Error Messages

For error messages, see the [Appendix O: Error Code Messages](#) section of the *Web Services Developer Guide* in the Support area of the Developer Resource Center at [fedex.com/developer](https://fedex.com/developer).

## FedEx International Ground Ship Elements

In addition to basic elements required for all ship transactions as describes in the Introduction of the *FedEx Web Services Developer Guide*, the following elements are available to create a FedEx International Ground shipment.

### Recipient Information

Table 172. Recipient Information Elements

Element	Multiple Occurrence	Description
Company	No	Required
Contact	No	Required
StreetLines	No	At least one street address line is required.
StreetLines	No	Optional
City	No	Required
StateOrProvinceCode	No	Required for Canada and U.S.
PostalCode	No	Required
CountryCode	No	Identifies the recipient country.
CountryName	No	The fully spelled out name of a country.
Telephone	No	Required
Residential	No	Optional. If you ship to a residential address and do not include the Residential element, your rate quote will be incorrect.

Table 172. Recipient Information Elements, continued

Element	Multiple Occurrence	Description
RecipientEIN	No	Required if duties, taxes, and fees are billed to recipient.

### Billing

Table 173. Billing Elements

Element	Multiple Occurrence	Description
ShippingChargesPayment/ PaymentType	No	Required. Values are: <ul style="list-style-type: none"> <li>ACCOUNT</li> <li>COLLECT (Ground)</li> <li>SENDER</li> <li>RECIPIENT</li> <li>THIRD_PARTY</li> </ul>
AccountNumber	No	Required. Ensures that shipping and customs charges are billed to the correct account number, include the AccountNumber element that corresponds to the BillTo element.
Currency	No	Required. FedEx will provide currency conversion using FedEx Web Services. If you enter a currency other than the currency associated with your account, rate quotes will be returned based on the specified currency.
Country	No	Country code associated with the currency.
CustomerReferenceType	No	Optional. This element allows you to add reference information that prints on the shipping label and on your invoice. Reference information may also be used to track packages. Values are: <ul style="list-style-type: none"> <li>BILL_OF_LADING</li> <li>CUSTOMER_REFERENCE</li> <li>DEPARTMENT_NUMBER</li> </ul>



# FedEx International Ground Shipping

Table 173. Billing Elements, continued

Element	Multiple Occurrence	Description
		<ul style="list-style-type: none"> <li>ELECTRONIC_PRODUCT_CODE</li> <li>INTRACOUNTRY_REGULATORY_REFERENCE</li> <li>INVOICE_NUMBER</li> <li>P_O_NUMBER</li> <li>RMA_ASSOCIATION</li> <li>SHIPMENT_INTEGRITY</li> <li>STORE_NUMBER</li> </ul> <p>SHIPMENT_INTEGRITY prints only on the invoice.</p> <p><i>Note: Reference information is submitted on the shipment level. However, you may add up to three references per shipment.</i></p>
CustomerReference/Value	No	Optional. Reference information to be associated with the CustomerReferenceType. For example, if you designate INVOICE_NUMBER in the CustomerReferenceType element, the actual invoice number associated with the package is included in the CustomerReference/Value element.

## Multiple Piece Shipment Elements

*Note: Up to 200 multiple piece shipment (MPS) packages may be created for one master shipment.*

Table 174. Multiple Piece Shipment Elements

Element	Multiple Occurrence	Description
PackageCount	No	Required for MPS. Total number of packages in the shipment.
SequenceNumber	No	Required if PackageCount is greater than 1. The sequence number determines the master package and is important when shipment level information is added

Table 174. Multiple Piece Shipment Elements, continued

Element	Multiple Occurrence	Description
		for that package. The shipment level information added to a master package applies to all packages in the shipment.
MasterTrackingID	No	Required. The MasterTrackingID element is returned with the first package reply. This element contains both the MasterTrackingNumber and the FormID elements. The MasterTrackingID element must be added to each subsequent ship request for all other packages in the MPS.
MasterTrackingID/TrackingIDType	Package	Valid values are: <ul style="list-style-type: none"> <li>EXPRESS</li> <li>FREIGHT</li> <li>GROUND</li> <li>USPS</li> <li>FEDEX</li> </ul>

## Package and Shipment Details

Table 175. Package and Shipment Details Elements

Element	Multiple Occurrence	Description
ServiceType	No	Required. <i>Note: Both residential and commercial shipments use the FEDEX_GROUND ServiceType.</i>
PackagingType	Yes	Required. Valid value is YOUR_PACKAGING. <i>Note: Packages traveling to and from the U.S., Canada, and Puerto Rico require an additional package description. Use the PhysicalPackaging element to designate the package description.</i>



# FedEx International Ground Shipping

Table 175. Package and Shipment Details Elements, continued

Element	Multiple Occurrence	Description
PhysicalPackaging	Yes	Required for packages traveling to and from the U.S., Canada, and Puerto Rico. This enumeration rationalizes the former FedEx Express® international "admissibility package" types (based on ANSI X.12) and the FedEx Freight packaging types. The values represented are those common to both carriers.  <i>See Appendix K: Physical Packaging Type Codes for valid packaging types.</i>
Weight	Yes	Required. Units and Value are included in this element. Values for the Units element are: <ul style="list-style-type: none"> <li>• LB</li> <li>• KG</li> </ul> The Value element must contain the actual package weight. For multiple-piece shipments (MPS), each ship request must contain the package weight.
TotalWeight	No	Required for MPS. The TotalWeight element is submitted for the master package only, not the subsequent child packages. The master package (designated as 1 in the PackageCount element) contains the total package weight in the MPS.  Units and Value are included in this element. Values for the Units element are: <ul style="list-style-type: none"> <li>• LB</li> <li>• KG</li> </ul> The Value element must contain the actual package weight.
Dimensions/Height	Yes	Optional. Submitted in the Ship request on the package level.
Dimensions/Width	Yes	Optional. Submitted in the Ship request on the package level.

Table 175. Package and Shipment Details Elements, continued

Element	Multiple Occurrence	Description
Dimensions/Length	Yes	Optional. Submitted in the Ship request on the package level.
Dimensions/Units	Yes	Required if dimensions (Height, Width, Length) are submitted. Values are: <ul style="list-style-type: none"> <li>• IN</li> <li>• CM</li> </ul>
InsuredValue/Amount	No	You may enter a value in this element to declare additional value for this shipment. For MPS, the master package should contain the total declared value for the shipment. No declared value is added to subsequent child shipments. FedEx does not provide insurance of any kind.  <i>Note: "InsuredValue" refers to declared value of the package. FedEx does not provide insurance of any kind.</i>
RequestedShipment/Date	No	Date of shipment. For FedEx International Ground, this date can be the current date or up to 10 days in advance.
RequestedShipment/TimeStamp	No	Time of shipment based on shipper's time zone. Defaults to CDT.  The date format must be YYYY-MM-DDTHH:MM:SS-xx:xx. The time must be in the format: HH:MM:SS using a 24-hour clock. The date and time are separated by the letter T, such as 2009-06-26T17:00:00. The UTC offset indicates the number of hours/minutes, such as xx:xx, from UTC, such as 2009-06-26T17:00:00-04:00 is defined as June 26, 2009 5:00 p.m. Eastern Time.  <i>See Appendix M: Time Zones for more information.</i>



# FedEx International Ground Shipping

## Label Requirements

Table 176. International Ground Label Requirements

Element	Multiple Occurrence	Description
LabelSpecification	No	To identify the type of label format you will receive, elements in the LabelSpecification complex type element should be included in the ProcessShipment reply, depending on your label format. More information about label printing is provided in <a href="#">Chapter 12: Creating a Label</a> .

## Broker Selection

Table 177. Broker Selection Elements

Element	Multiple Occurrence	Description
CustomsClearanceDetailBrokers//AccountNumber	No	Optional. Broker's valid FedEx account number.
CustomsClearanceDetail/Brokers/Party/Tins	No	Optional. Tax ID number (EIN).
CustomsClearanceDetail/Contact/PersonName	No	Required.
CustomsClearanceDetail/Contact/CompanyName	No	Required if PersonName is not supplied.
CustomsClearanceDetail/Contact/PhoneNumber	No	Required.
CustomsClearanceDetail/Contact/PhoneExtension	No	Optional. Identifies the phone extension associated with this contact.
CustomsClearanceDetail/Contact/TollFreePhoneNumber	No	Optional. Identifies a toll free number, if any, associated with this contact.

Table 177. Broker Selection Elements, continued

Element	Multiple Occurrence	Description
CustomsClearanceDetail/Contact/PagerNumber	No	Optional
CustomsClearanceDetail/Contact/FaxNumber	No	Optional
CustomsClearanceDetail/Contact/EmailAddress	No	Optional
CustomsClearanceDetail/Address/StreetLines	No	Optional
CustomsClearanceDetail/Address/City	No	Optional
CustomsClearanceDetail/Address/StateOrProvinceCode	No	Optional
CustomsClearanceDetail/Address/PostalCode	No	Optional
CustomsClearanceDetail/Address/CountryCode	No	Optional
CustomsClearanceDetail/Address/CountryName	No	Optional. The fully spelled out name of a country.

## Commodity Information

*Note: A maximum of 20 occurrences of the commodity line item information is supported in the ShipService WSDL. Commodity information must be included in the Ship request for all packages in an multiple-piece shipment (MPS).*

Table 178. Commodity Information Elements

Element	Multiple Occurrence	Description
Commodity/NumberOfPieces	Yes	Required. The total number of packages within the shipment that contain this commodity (can be less than or equal to PackageCount).



# FedEx International Ground Shipping

Table 178. Commodity Information Elements, continued

Element	Multiple Occurrence	Description
Commodity/Description	Yes	A minimum of three characters is required for this element. Maximum number of characters is 450. <i>See <a href="#">Appendix H: Vague Commodity Descriptions</a> for a list of appropriate commodity descriptions.</i>
Commodity/CountryOfManufacture	Yes	Code of the country in which the commodity contents were produced or manufactured in their final form.
Commodity/HarmonizedCode	Yes	Optional. For efficient customs clearance, a Harmonized Code should be included for all commodities in a shipment. For more information regarding Harmonized Code look-up, go to <b>fedex.com/GTM</b> .
Commodity/Quantity	Yes	Total quantity of an individual commodity within this shipment (used in conjunction with QuantityUnits). For example, if your MPS contains 10 baseballs, 10 is included in this element as part of the commodity description of baseballs assuming that the QuantityUnits value is EA. Must be included for each commodity.
Commodity/CIMarksandNumbers	Yes	Optional. An identifying mark or number used on the packaging of a shipment to help customs identify a particular shipment.
Commodity/QuantityUnits	Yes	Required. Unit of measure (for example: EA = each; DZ = dozen) of each commodity in the shipment.
Commodity/Weight	Yes	Required. Weight of each commodity.
Commodity/Unit Price	Yes	Required. Customs value for each piece of a particular commodity in the shipment.
Commodity/Amount	Yes	Required. At least one occurrence is required for international commodity shipments. The Commodity/

Table 178. Commodity Information Elements, continued

Element	Multiple Occurrence	Description
		Amount must equal the commodity UnitPrice times Units.
Commodity/ExportLicenseNumber	No	Required only if a commodity is shipped on a commercial export license.
Commodity/ExportLicenseExpirationDate	No	Required only if a commodity is shipped on a commercial export license and the ExportLicenseNumber element is supplied.
CommercialInvoice/Comments	Yes	A maximum of four occurrences per commodity may be included.
customsClearanceDetail/NAFTA	No	For shipments to NAFTA countries (U.S., Canada, and Mexico), you are required to enter the appropriate NAFTA information for your shipment. For more information regarding these requirements, go to <b>fedex.com/us/customersupport/ftn/faq/nafta.html</b> .
NAFTACommodityDetail	No	Optional. Specifies the NAFTA commodity detail for the shipment.
NAFTACommodityDetail/PreferenceCriterion	No	Optional. Preference for each commodity in the shipment: A - The good was obtained or produced entirely in a NAFTA country. B - The good was produced entirely in a NAFTA country and satisfies the specific origin that applies to its tariff classification.
NAFTACommodityDetail/ProducerDetermination	No	Optional. If you are the Producer of the commodity, specify Yes.  If you are not the producer of the commodity, select No and indicate whether the certificate is based on one of the following:  No (1) - Your knowledge of the commodity



# FedEx International Ground Shipping

Table 178. Commodity Information Elements, continued

Element	Multiple Occurrence	Description
		No (2) - Written statement from producer No (3) - Signed certificate from producer
NAFTACommodityDetail/ ProducerId	No	Identifies the commodity producer when multiple producers are used in a single shipment.
NAFTACommodityDetail/ NetCostMethod	No	Optional. The Net cost (NC) method calculates regional value content (RVC) as a percentage of the net cost to produce the good.  Net cost represents all costs incurred by the producer minus promotions, royalties, shipping, and nonallowable interest costs. Specify one of the following:  No - Select No if the RVC is not calculated according to the net cost method.  NC - Select NC if the RVC is calculated according to the net cost method.
NAFTACommodityDetail/ NetCostDateRange	No	Optional. Specify NC plus date range if RVC is calculated according to the net cost method over a period of time.  Enter the beginning and ending dates of the time period in a MM/DD/CCYY format or select from the calendar icons.

Note: In addition to standard ground ship replies, FedEx International Ground transit times are returned in the Ship reply.

## International/NAFTA Information

The following elements apply to U.S. to Canada FedEx International Ground shipments only. They *do not* apply to Canada to U.S. FedEx International Ground shipments. For international multiple-piece shipments, request GAA on the master piece.

Table 179. FedEx International Ground U.S. to Canada NAFTA Elements

Element	Multiple Occurrence	Description
Print General Agency Authority (GAA) Form	No	Optional. Print the GAA.
GAA Media Type	No	Optional. Specify the form for the GAA as PNG or PDF.
Provide GAA Instructions	No	Optional. Specify whether to include GAA instructions.
List Clearance Entry Fee Surcharge	No	Optional. Specify the list clearance entry fee surcharge.
Clearance Entry Fee Surcharge (Discount)	No	Optional. Specify the list clearance entry fee surcharge discount.
GAA Form	No	Optional. Specify the location of the GAA form.
GAA Form Copies To Print	No	Optional. Specify the number of GAA form copies to print.
GAA Instructions	No	Optional. Specify the GAA instructions.
GAA Instruction Copies to Print	No	Optional. Specify the number of GAA instruction copies to print.

## Reply Elements

In addition to the standard reply elements for all Ship requests, the following FedEx International Ground elements are returned:

Table 180. International Ground Reply Elements

Element	Description
MasterTrackingID/TrackingNumber	Returned for international multiple piece shipments (MPS).
MasterTrackingID/FormID	Returned for international MPS.
Taxes/TaxType/HST	Returned for Canadian origin shipments.



# FedEx International Ground Shipping

Table 180. International Ground Reply Elements, continued

Element	Description
Taxes/TaxType/GST	Returned for Canadian origin shipments.
Taxes/TaxType/PST	Returned for Canadian origin shipments.

## International/NAFTA Reply Information

Table 181. International/NAFTA Reply Information

Element	Description
List Clearance Entry Fee Surcharge	Returned list clearance entry fee surcharge.
Clearance Entry Fee Surcharge (Discount)	Returned list clearance entry fee surcharge discount.
GAA (General Agency Authority) form	Returned location of the GAA form. Applies only to U.S. to Canada FedEx International Ground shipments. Does not apply to Canada to U.S. FedEx International Ground shipments.
GAA Form Copies To Print	Returned number of GAA form copies to print. Applies to U.S. to Canada FedEx International Ground shipments. Does not apply to Canada to U.S. FedEx International Ground shipments.
GAA Instructions	Returned GAA instructions. Applies only to U.S. to Canada FedEx International Ground shipments. Does not apply to Canada to U.S. FedEx International Ground shipments.
GAA Instruction Copies to Print	Returned number of GAA instruction copies to print. Applies to U.S. to Canada FedEx International Ground shipments. Does not apply to Canada to U.S. FedEx International Ground shipments.

## Reference Elements with Output Location

The ShipService WSDL includes these CustomerReference/ CustomerReferenceType elements:

Table 182. CustomerReference/CustomerReferenceType Elements

Value	Prints
BILL_OF_LADING	Shipping label and invoice.
CUSTOMER_REFERENCE	Shipping label, ground shipping reports, and in the Customer Reference element on the invoice.
INVOICE_NUMBER	Shipping label and invoice.
P_O_NUMBER	Shipping label and invoice.
RMA_ASSOCIATION	Shipping label and invoice.
SHIPMENT_INTEGRITY	Invoice.
STORE_NUMBER	Shipping label and invoice.

## Delivery Signature Services (FedEx International Ground)

See [Chapter 15: Delivery Signature Services](#) for more information.

## Future Day Shipping (FedEx International Ground)

See FedEx Express U.S. [Chapter 28: Future Day Shipping](#) for more information.

## FedEx Ground Collect On Delivery (C.O.D.) (International)

See [Chapter 36: FedEx International Ground Shipping](#) for more information.



## FedEx International Ground Shipping

---

### Alternate Return Address (FedEx International Ground)

See FedEx Express U.S. [Alternate Return Address](#) for more information.

### Mask Account Number (FedEx International Ground)

See FedEx Express U.S. [Chapter 27: Masked Data](#) for more information.



# 37 FedEx International Broker Select



[FedEx International Broker Select Service Details](#)

[FedEx International Broker Select Coding Details](#)



# FedEx International Broker Select

FedEx International Broker Select® allows you to designate a specific customs broker other than FedEx (or our designated broker).

## FedEx International Broker Select Service Details

FedEx International Broker Select is available when using the following services to ship to select countries:

- FedEx International Priority®
- FedEx International Economy®
- FedEx International Priority® Freight
- FedEx International Economy® Freight
- FedEx International Ground® to Canada

*Note: FedEx International Broker Select is a contract service. Contact your FedEx account executive for more information.*

For more detailed information about the services offered by FedEx, see the electronic **FedEx Service Guide**.

## FedEx International Broker Select Coding Details

Before you begin coding FedEx International Broker Select, you should know the following:

- You must contact your FedEx account executive to be enrolled for this service.
- Saturday services are not allowed for FedEx International Broker Select.
- An additional routing surcharge applies to your FedEx International Broker Select shipments if you choose to have FedEx complete delivery after

customs clearance and if your recipient and customs broker are served by different FedEx clearance points.

*Note: Certain customs limitations may apply for FedEx International Broker Select shipments. Contact FedEx Express® International Customer Service at 1.800.247.4747 for requirements.*

## FedEx International Broker Select Elements

FedEx International Broker Select is requested using the ShipService WSDL. In addition to the basic shipping elements required for a FedEx Express international shipment, the following elements are available for FedEx International Broker Select:

Table 183. International Broker Select Elements

Element	Description
CustomsClearanceDetail/Party/AccountNumber	Optional. Broker's valid FedEx account number.
CustomsClearanceDetail/Party/Tins	Optional. Tax ID Number. EIN (Employer Identification Number).
CustomsClearanceDetail/Party/Contact	Required. The descriptive data for a point-of-contact person.
CustomsClearanceDetail/Contact/ContactId	Optional. Client provided identifier corresponding to this contact information.
CustomsClearanceDetail/Contact/PersonName	Required
CustomsClearanceDetail/Contact/CompanyName	Required
CustomsClearanceDetail/Contact/PhoneNumber	Required
CustomsClearanceDetail/Contact/PhoneExtension	Optional. Identifies the phone extension associated with this contact.
CustomsClearanceDetail/Contact/TollFreePhoneNumber	Optional. Identifies a toll free number, if any, associated with this contact.
CustomsClearanceDetail/Contact/PagerNumber	Optional
CustomsClearanceDetail/Contact/FaxNumber	Optional



# FedEx International Broker Select

Table 183. International Broker Select Elements, continued

Element	Description
CustomsClearanceDetail/Contact/EmailAddress	Optional
CustomsClearanceDetail/PartyAddress/StreetLines	Required. Combination of number, street name, etc. At least one line is required for a valid physical address; empty lines should not be included.
CustomsClearanceDetail/Address/StreetLines	Optional. Additional street lines can be included as needed.

Table 183. International Broker Select Elements, continued

Element	Description
CustomsClearanceDetail/Address/City	Required
CustomsClearanceDetail/Address/StateOrProvinceCode	Required for U.S. or CA
CustomsClearanceDetail/Address/PostalCode	Optional
CustomsClearanceDetail/Address/CountryCode	Required
CustomsClearanceDetail/Address/CountryName	Optional. The fully spelled out name of a country.

# 38 Electronic Export Information



[Where to File](#)

[When to File](#)

[U.S. to Canada](#)

[Information for the EEI](#)

[Electronic Export Information Coding Details](#)



The Electronic Export Information (EEI) is the equivalent electronic version of the Shipper's Export Declaration (SED), Department of Commerce (Census Bureau) form 7525-V, which can no longer be submitted to the U.S. government (as of September 30, 2008). The EEI provides export statistics and control by reporting all pertinent export data of an international shipment transaction.

The EEI is required by the U.S. Department of Census to obtain statistical data and also by the Bureau of Industry and Security (BIS) to assist in enforcing export controls. The EEI is required when the total value of goods classified under any Schedule B number exceeds \$2500 USD or the commodities listed require an export license. This information is mandatory and must be submitted electronically by the exporter or agent through the Automated Export System (AES) for commodities listed on the Commerce Control List (CCL).

The EEI is not required for shipments from the U.S. to Canada unless the merchandise is subject to International Traffic in Arms Regulations (ITAR) or requires an export license or permit. An EEI is not required for shipment to other U.S. possessions (American Samoa, Baker Island, Commonwealth or the Northern Mariana Islands, Guam, Howland Islands, Jarvis Island, Johnston Atoll, Kingmen Reef, Midway Islands, Navassa Island, Palmyra Atoll, and Wake Island) or from the U.S. Virgin Islands to the U.S. or Puerto Rico.

## Where to File

Because of U.S. Government changes in the EEI process, you must file your EEI information with AESDirect at [www.aesdirect.gov](http://www.aesdirect.gov). This Government-supported website facilitates your filing requirements and provides you with the appropriate shipper identification for your packages. FedEx will apply this information with your shipment but will no longer file this information for you.

For more information regarding EEI filing, the following locations are available:

- FedEx International Shipping page: **[fedex.com/us/international](http://fedex.com/us/international)**
- FedEx Global Trade Manager: **[fedex.com/GTM](http://fedex.com/GTM)**
- AESDirect: [www.aesdirect.gov](http://www.aesdirect.gov)
- U.S. Census Bureau: [www.census.gov/foreign-trade/](http://www.census.gov/foreign-trade/)

## When to File

You must file an EEI for all shipments from the U.S., Puerto Rico or the U.S. Virgin Islands to foreign destinations. It is also required for all shipments between the U.S. and Puerto Rico, and from the U.S. or Puerto Rico to the U.S. Virgin Islands if any of the following apply:

- Shipment of merchandise under the same Schedule B commodity number is valued at more than \$2,500 USD and is sent from the same exporter to the same recipient on the same day.  
*Note: Shipments to Canada from the U.S. are exempt from this requirement*
- The shipment contains merchandise, regardless of value, that requires an export license or permit.
- The merchandise is subject to International Traffic in Arms Regulations (ITAR), regardless of value.
- The shipment, regardless of value, is being sent to Cuba, Iran, North Korea, Sudan or Syria.
- The shipment contains rough diamonds, regardless of value (HTS 7102.10, 7102.21 and 7102.31).

An EEI is *not* required for shipments to other U.S. territories (American Samoa, Commonwealth of the Northern Mariana Islands, Guam, Howland Islands and Wake Island) or from the U.S. Virgin Islands to the U.S. or Puerto Rico.



## U.S. to Canada

The EEI is *not* required for shipments from the U.S. to Canada except when one of the following apply:

- Merchandise is subject to International Traffic in Arms Regulations (ITAR)
- Shipment requires an export license or permit
- Shipped commodity is rough diamonds.

For more information about Electronic Export Information, go to the FedEx Global Trade Manager site at [fedex.com/gtm](https://fedex.com/gtm).

## Information for the EEI

Identify the following information before you complete the Electronic Export Information.

- USPPI EIN and ID — if the shipper is a corporation, you'll need the EIN Employer Identification Number (Tax ID) of the U.S. principal party in interest. If the shipper is an individual, you'll need the person's social security number.
- Information about the relationship of parties to the transaction is required. This information indicates whether the sender and recipient are subsidiaries or divisions of the same company or are unrelated.
- Transportation Reference No. — requires that you supply your FedEx International Air Waybill number.
- Ultimate Consignee — identify the end user of the merchandise you are shipping only if the ultimate consignee is different from the consignee you entered on your FedEx International Air Waybill.
- Country of Ultimate Destination — indicate the country where the shipment will ultimately be used.

- D/F/ or M (Domestic or Foreign in AES) — indicate if the commodity was made or manufactured in the U.S. (D=domestic) or made or manufactured outside the U.S. (F=foreign).
- Schedule B Number (Commodity Classification Number in AES) — enter the correct Schedule B or Harmonized Code number and units. To find this information, go to the FedEx Global Trade Manager site on [fedex.com/gtm](https://fedex.com/gtm) or call the U.S. Census Bureau at 1.800.549.0595.
- Value — enter the selling price or cost of the merchandise if it has not been sold.
- License No./License Exception Symbol/Authorization (License Number/ Citation in AES) — enter your export license number or license exception symbol. To determine if you need to supply this information, call the U.S. Department of Commerce at 1.202.482.4811 or 1.714.660.0144 in Newport Beach, California or go to the Bureau of Industry and Security website at [www.bis.doc.gov/](http://www.bis.doc.gov/).

## Electronic Export Information Coding Details

Electronic Export Information (EEI) shipments require either an exemption number or an ITN number (Internal Transaction Number) received from filing your EEI shipment data with AESDirect (go to [www.aesdirect.gov](http://www.aesdirect.gov) to use this application). Elements for submitting your ITN or EEI exemption number to FedEx are provided in the ShipService WSDL.

Table 184. ITN or EEI Exemption Number Elements

Element	Description
Sender/Tins/TinType	As the shipper, your tax identification information must be uploaded to FedEx for EEI shipments. Specify the Employer Identification Number (EIN).  Valid values are: <ul style="list-style-type: none"> <li>• BUSINESS_NATIONAL</li> </ul>



# Electronic Export Information

Table 184. ITN or EEI Exemption Number Elements, continued

Element	Description
	<ul style="list-style-type: none"> <li>• BUSINESS_STATE</li> <li>• BUSINESS_UNION</li> <li>• PERSONAL_NATIONAL</li> <li>• PERSONAL_STATE</li> </ul>
Sender/Tins/Number	Specify the Taxpayer Identification/Number with the corresponding ID number for TinType.
CustomsClearanceDetail/ExportDetail/ExportComplianceStatement	For shipments requiring an EEI, enter the ITN number received from AES when you filed your shipment or the FTR (Foreign Trade Regulations) exemption number.

Table 184. ITN or EEI Exemption Number Elements, continued

Element	Description
	<p>The proper format for an ITN number is AES YYYYMMDDNNNNNN</p> <p>where YYYYMMDD is date and NNNNNN are numbers generated by the AES.</p>

*Note: The ITN or FTR exemption number you submit in the Ship request prints on the international shipping label.*

# 39 Commercial Destination Control



[Commercial Destination Control Service Details](#)

[Commercial Destination Control Coding Details](#)





For shipments that travel under an ITAR exemption or ITAR license outbound from the U.S., Puerto Rico, the Virgin Islands, and all other U.S. territories to all other international destinations, the Department of State Commercial Destination Control Statement (DCS) must be printed on your thermal or laser shipping label, the Commercial Invoice, and any supporting export documents accompanying these shipments. FedEx Web Services provide three elements in the ShipService WSDL for you to have the appropriate DCS on your shipping label.

## Commercial Destination Control Service Details

There are two types of Department of State shipments:

1. **Exempt:** Department of State exempt statements are allowed for all FedEx international services except FedEx International Ground® shipments to Canada.
2. **Licensable:** Licensable Department of State shipments are allowed for FedEx International Priority® and FedEx International Priority® Freight services only.

*Note: Shipments from the U.S., Puerto Rico, or the U.S. Virgin Islands to Guam, American Samoa, or Northern Mariana Islands are excluded from this requirement.*

For more detailed information about the services offered by FedEx, see the electronic **FedEx Service Guide**.

## Commercial Destination Control Coding Details

Required elements for printing the Commerce Destination Control Statement on your shipping label are provided in the ShipService WSDL:

Table 185. Commerce Destination Control Statement Elements

Element	Required	Description
CustomsClearanceDetail/ ExportDetail/ DestinationControlDetail/ StatementTypes	Optional	Values are: <ul style="list-style-type: none"> <li>• DEPARTMENT_OF_COMMERCE</li> <li>• DEPARTMENT_OF_STATE</li> </ul>
CustomsClearanceDetail/ ExportDetail/ DestinationControlDetail/ DestinationCountries	Optional	DCS shipment destination country. Up to 11 alphanumeric characters are allowed. If the StatementType is DEPARTMENT_OF_STATE, this element is required. You may enter up to four country codes in this element.  <i>See <a href="#">Appendix A: Country Code Tables</a> for a list of countries.</i>
CustomsClearanceDetail/ ExportDetail/ DestinationControlDetail/ EndUser	Optional	End-user name. If the StatementType is DEPARTMENT_OF_STATE, this element is required.

# 40 B13A for Canada Export Shipping



[B13A Service Details](#)

[B13A Coding Details](#)



# B13A for Canada Export Shipping

The B13A is an export declaration form filed with Canada Customs by the Canadian exporter for all outbound shipments containing non-restricted goods when the commercial goods are valued at \$2,000CAD or more and the final destination of the goods is a country other than the United States, Puerto Rico, or the United States Virgin Islands.

## B13A Service Details

The following service details apply:

- For shipments of documents and commodities, the B13A is required when a shipment exceeds a customs value of \$2,000CAD.
- The B13A is also required for shipments of controlled commodities, as defined by Revenue Canada Customs and related agencies, regardless of the value of the shipment.

*Note: If you have questions regarding B13A shipping requirements, go to [fedex.com/ca\\_english/international/regulatorynews/b13afaqs.html](https://www.fedex.com/ca_english/international/regulatorynews/b13afaqs.html) for more information.*

For more detailed information about the services offered by FedEx, see the electronic **FedEx Service Guide**.

## B13A Coding Details

For product and/or commodity shipments: The B13A Filing Option element and associated elements must be provided for shipments of any value that are consigned to countries other than the United States, Puerto Rico, or the U.S. Virgin Islands.

For document shipments: The B13A Filing Option element and associated elements must be provided for shipments consigned to countries other than the United States, Puerto Rico, or the U.S. Virgin Islands and if the value exceeds:

- \$1,999.99CAD

- \$999.99USD
- \$0.00 for any other currency type

*Note: The B13A Authorization Code, if submitted, prints on the international shipping label.*

## B13A Elements

Required elements for the B13A export declaration are provided in the ShipService WSDL:

Table 186. B13A Elements

Element	Description
ExportDetail/B13AFilingOption	<p>Required for all FedEx Express<sup>®</sup> International shipments outbound from Canada that are not destined to the United States, U.S. Virgin Islands, or Puerto Rico.</p> <p>Valid values are:</p> <ul style="list-style-type: none"> <li>• FEDEX_TO_STAMP</li> <li>• FILED_ELECTRONICALLY</li> <li>• MANUALLY_ATTACHED</li> <li>• NOT_REQUIRED</li> <li>• SUMMARY_REPORTING</li> </ul> <p><i>Note: If MANUALLY_ATTACHED is specified, your manually filed B13A must be time and date stamped at a Canada Customs office before you ship. The shipment-status tracking number must be indicated on the stamped B13A. One original copy of the stamped B13A must be attached to the shipping documentation. You are not required to enter the 21-character B13A transaction number at the time of shipping.</i></p> <p><i>If FILED_ELECTRONICALLY is specified, your B13A authorization code must be obtained by submitting your B13A information using the CAED software. To add the required shipment-status tracking number to your B13A declaration, return to the CAED software after you create your shipping label and update your original B13A declaration with this information.</i></p>



# B13A for Canada Export Shipping

Table 186. B13A Elements, continued

Element	Description
ExportDetail/ ExportComplianceStatement	General field for exporting country-specific data (such as B13A for CA, FTSR Exemption or AES Citation for US).
ExportDetail/PermitNumber	If you enter NOT_REQUIRED as the B13AFilingOption, you may enter a Canada export permit number as well (optional).

Table 186. B13A Elements, continued

Element	Description
ExportDetail/ DestinationControlDetail	Department of Commerce/Department of State information about this shipment.

# 41 Shipping Document Service



[Shipping Document Service Details](#)



FedEx Web Services can save you time and help optimize your shipping by creating many shipping documents for you. You will need to submit the required data elements in your Ship requests, including signature and/or letterhead images if desired. Before you can attach images, you must upload them (see the Electronic Trade Documents WSDL Guide). FedEx Web Services will then create the shipping documents and return them in your Ship replies as Base64-encoded strings. You can also request that most shipping documents be sent electronically (see the Electronic Trade Documents WSDL Guide) instead of printing and attaching them to your shipments.

## Shipping Document Service Details

FedEx Web Services can create the following types of shipping documents:

- Certificate of Origin
- Commercial Invoice
- Customer Specified Labels
- Custom Package Document
- Custom Shipment Document
- Shipper's Declaration for Dangerous Goods Form 1421C
- Export Declaration
- FedEx Freight Address Label
- General Agency Agreement (GAA)
- Labels
- NAFTA Certificate of Origin
- OP-900 (Required for shipping hazardous materials with FedEx Ground®)
- Pro Forma Invoice
- Return Instructions

For more detailed information about the services offered by FedEx, see the electronic **FedEx Service Guide**.

## Shipping Documents Elements

The following request elements are available from the ShipService WSDL. Include the following elements to produce a Certificate of Origin:

### Certificate of Origin

Table 187. Certificate of Origin Elements

Element	Required or Optional	Description
CreatePendingShipmentRequest/RequestedShipment/ShippingDocumentSpecification/ShippingDocumentType	Required	Specify CERTIFICATE_OF_ORIGIN.
ShippingDocumentSpecification/CertificateOfOrigin	Optional	The instructions indicating how to print the Certificate of Origin, such as whether or not to include the instructions, image types, and so on.
ShippingDocumentSpecification/CertificateOfOrigin/DocumentFormat	Optional	Specifies characteristics of a shipping document to be produced. ImageType and StockType are required. Other elements are optional.
ShippingDocumentSpecification/CertificateOfOrigin/CustomerImageUsages	Optional	Specifies the usage and identification of customer supplied images to be used on this document. Specify image of type SIGNATURE to include on your document.
RequestedShipment/SpecialServicesRequested/ ShipmentSpecialServicesRequested/ ShipmentSpecialServiceType	Optional	The types of all special services requested for the enclosing shipment (or other shipment-level transaction). Specify ELECTRONIC_TRADE_DOCUMENTS to send this document electronically.

## Shipping Document Service



Table 187. Certificate of Origin Elements, continued

Element	Required or Optional	Description
SpecialServicesRequested/EtdDetail/RequestedDocumentCopies	Optional	Specify CERTIFICATE_OF_ORIGIN if you want to send this document electronically and also receive a copy of this document in reply.
SpecialServicesRequested/Detail/DocumentReferences	Optional	Customer reference to the uploaded document(s).
RequestedShipment/CustomsClearanceDetail/Commodities/Description		Complete and accurate description of this commodity.

## Commercial Invoice

Include the following elements to produce a Commercial Invoice:

Table 188. Commerical Invoice Elements

Element	Required or Optional	Description
CreatePendingShipmentRequest/RequestedShipment/Shipper/Tins	Optional	Specify Shipper tax identification number and type.
RequestedShipment/Recipient/Tins	Optional	Specify Recipient tax identification number and type if known.
RequestedShipment/SpecialServicesRequested ShipmentSpecialServicesRequested/ SpecialServicesTypes	Optional	Specify ELECTRONIC_TRADE_DOCUMENTS to send this document electronically.
RequestedShipment/SpecialServicesRequested ShipmentSpecialServicesRequested/ EtdDetail/RequestedDocumentCopies	Optional	Specify COMMERCIAL_INVOICE if you want to send this document electronically and also receive a copy of this document in reply.
RequestedShipment/CustomsClearanceDetail/Brokers	Optional	Specify Broker information only if you are using Broker Select Option for your shipment.

Table 188. Commerical Invoice Elements, continued

Element	Required or Optional	Description
CustomsClearanceDetail/ImporterOfRecord	Optional	Specify Importer of Record information if different from Recipient.
CustomsClearanceDetail/CustomsValue	Optional	Specify customs value for your entire shipment.
CustomsClearanceDetail/InsuranceCharges	Optional	Specify insurance charges if applicable. <i>Note: FedEx does not provide insurance of any kind.</i>
CustomsClearanceDetail/PartiesToTransactionAreRelated	Optional	Specify if parties to transactions are related. Valid values are: TRUE FALSE
CustomsClearanceDetail/CommercialInvoice/Comments	Optional	Any comments that need to be communicated about this shipment.
CustomsClearanceDetail/CommercialInvoice/FreightCharge	Optional	Specify freight charges.
CustomsClearanceDetail/CommercialInvoice/TaxesOrMiscellaneousCharge	Optional	Specify total taxes and/or any miscellaneous charges.
CustomsClearanceDetail / CommercialInvoice/PackingCosts	Optional	Specify packing costs.
CustomsClearanceDetail/CommercialInvoice/HandlingCosts	Optional	Specify handling costs.
CustomsClearanceDetail/CommercialInvoice/SpecialInstructions	Optional	Specify special instructions. <i>Note: Values specified for the CUSTOMER_REFERENCE element may also appear as special instructions.</i>

## Shipping Document Service



Table 188. Commerical Invoice Elements, continued

Element	Required or Optional	Description
CustomsClearanceDetail/CommercialInvoice/DeclarationStatement	Optional	Free-form text.
CustomsClearanceDetail/CommercialInvoice/PaymentTerms	Optional	Specify payment terms.
CustomsClearanceDetail/CommercialInvoice/Purpose	Optional	Specify purpose of shipment. Valid values are: <ul style="list-style-type: none"> <li>• GIFT</li> <li>• NOT_SOLD</li> <li>• PERSONAL_EFFECTS</li> <li>• REPAIR_AND_RETURN</li> <li>• SAMPLE</li> <li>• SOLD</li> </ul>
CustomsClearanceDetail/CommercialInvoice/CustomsInvoiceNumber	Optional	Customer assigned Invoice number.
CustomsClearanceDetail/CommercialInvoice/OriginatorName	Optional	Name of the International Expert that completed the Commercial Invoice if different from Sender.
CustomsClearanceDetail/CommercialInvoice/TermsOfSale	Optional	Specify terms of sale. Valid values are: <ul style="list-style-type: none"> <li>• CFR_OR_CPT</li> <li>• CIF_OR_CIP</li> <li>• DDP</li> <li>• DDU</li> <li>• DAP</li> <li>• DAT</li> <li>• EXW</li> <li>• FOB_OR_FCA</li> </ul>

Table 188. Commerical Invoice Elements, continued

Element	Required or Optional	Description
CustomsClearanceDetail/Commodities/Name	Optional	Specify name of the commodity.
CustomsClearanceDetail/Commodities/NumberOfPieces	Required	Specify number of pieces for the commodity.
CustomsClearanceDetail/Commodities/Description	Optional	Specify description of the commodity.
CustomsClearanceDetail/Commodities/CountryOfManufacture	Required	Specify country where commodity was manufactured.
CustomsClearanceDetail/Commodities/HarmonizedCode	Optional	Specify Harmonized Code for commodity. Refer to the FedEx® Global Trade Manager for Harmonized Codes.
CustomsClearanceDetail/Commodities/Weight	Required	Specify weight of commodity.
CustomsClearanceDetail/Commodities/Quantity	Optional	Specify quantity of commodity.
CustomsClearanceDetail/Commodities/QuantityUnits	Optional	Unit of measure used to express the quantity of this commodity line item.
CustomsClearanceDetail/Commodities/AdditionalMeasures	Optional	Contains only additional quantitative information other than weight and quantity to calculate duties and taxes.
CustomsClearanceDetail/Commodities/UnitPrice	Optional	Value of each unit in Quantity. Six explicit decimal positions, Max length 18 including decimal.
CustomsClearanceDetail/Commodities/CustomsValue	Optional	Specify customs value for commodity.
CustomsClearanceDetail/Commodities/ExciseConditions	Optional	Defines additional characteristic of commodity used to calculate duties and taxes.



Table 188. Commerical Invoice Elements, continued

Element	Required or Optional	Description
CustomsClearanceDetail/Commodities/ExportLicenseNumber	Optional	Applicable to U.S. export shipping only.
CustomsClearanceDetail/Commodities/ExportLicenseExpirationDate	Optional	Date of expiration. Must be at least 1 day into future. The date that the Commerce Export License expires. Export License commodities may not be exported from the U.S. on an expired license. Applicable to U.S. shipping only. Required only if commodity is shipped on commerce export license, and Export License Number is supplied.
CustomsClearanceDetail/Commodities/CIMarksAndNumbers	Optional	An identifying mark or number used on the packaging of a shipment to help customers identify a particular shipment.
CustomsClearanceDetail/ExportDetail/ExportComplianceStatement	Optional	Enter Automated Export System (AES) or Foreign Trade Regulations (FTR) exemption.
CustomsClearanceDetail/ExportDetail/PermitNumber	Optional	This field is applicable only to Canada export non-document shipments of any value to any destination. No special characters are allowed.
CustomsClearanceDetail/ExportDetail/DestinationControlDetail	Optional	VERY IMPORTANT: Specify appropriate destination control statement type(s). Valid values are DEPARTMENT_OF_COMMERCE and DEPARTMENT_OF_STATE. Be sure to also specify destination country and end user.
RequestedShipment/ShippingDocumentSpecification/ShippingDocumentType	Required	Specify COMMERCIAL_INVOICE.
ShippingDocumentSpecification/CommercialInvoiceDetail/DocumentFormat	Optional	ImageType and StockType are required. Other elements are optional.

Table 188. Commerical Invoice Elements, continued

Element	Required or Optional	Description
ShippingDocumentSpecification/CommercialInvoiceDetail/CustomerImageUsages	Optional	Specify image type of LETTER_HEAD and/or SIGNATURE to include on the document.
RequestedShipment/RequestedPackageLineItems/CustomerReferences	Optional	Specify P_O_NUMBER and/or INVOICE_NUMBER.

## NAFTA Certificate of Origin

Include the following elements to produce a NAFTA Certificate of Origin:

Table 189. NAFTA Certificate of Origin Elements

Element	Required or Optional	Description
CreatePendingShipmentRequest/RequestedShipment/Shipper/Tins	Optional	Specify Shipper tax identification number and type.
RequestedShipment/Recipient/Tins	Optional	Specify Recipient tax identification number and type if known.
RequestedShipment/SpecialServicesRequested/SpecialServicesTypes	Optional	Specify ELECTRONIC_TRADE_DOCUMENTS to send this document electronically.
RequestedShipment/SpecialServicesRequested/EtdDetail/RequestedDocumentCopies	Optional	Specify NAFTA_CERTIFICATE_OF_ORIGIN if you want to send this document electronically and also receive a copy of this document in reply.
RequestedShipment/CustomsClearanceDetail/Brokers	Optional	Specify Broker information only if you are using Broker Select Option for your shipment.
CustomsClearanceDetail/ImporterofRecord	Optional	Specify Importer of Record information if different from Recipient.

## Shipping Document Service



Table 189. NAFTA Certificate of Origin Elements, continued

Element	Required or Optional	Description
CustomsClearanceDetail/CustomsValue	Optional	Specify customs value for your entire shipment.
CustomsClearanceDetail/InsuranceCharges	Optional	Specify insurance charges if applicable. <i>Note: FedEx does not provide insurance of any kind.</i>
CustomsClearanceDetail/PartiesToTransactionAreRelated	Optional	Specify if parties to transactions are related. Valid values are: TRUE FALSE
CustomsClearanceDetail/Commodities	Optional	Specify name of the commodity.
CustomsClearanceDetail/Commodities/NumberOfPieces	Required	Specify number of pieces for the commodity.
CustomsClearanceDetail/Commodities/Description	Optional	Specify description of the commodity.
CustomsClearanceDetail/Commodities/CountryOfManufacture	Required	Specify country where commodity was manufactured.
CustomsClearanceDetail/Commodities/HarmonizedCode	Optional	Specify Harmonized Code for commodity. Refer to the FedEx® Global Trade Manager for Harmonized Codes.
CustomsClearanceDetail/Commodities/Weight	Required	Specify weight of commodity.
CustomsClearanceDetail/Commodities/Quantity	Optional	Specify quantity of commodity.
CustomsClearanceDetail/Commodities/QuantityUnits	Optional	Unit of measure used to express the quantity of this commodity line item.
CustomsClearanceDetail/Commodities/AdditionalMeasures	Optional	Contains only additional quantitative information other than weight and quantity to calculate duties and taxes.

Table 189. NAFTA Certificate of Origin Elements, continued

Element	Required or Optional	Description
CustomsClearanceDetail/Commodities/UnitPrice	Optional	Value of each unit in Quantity. Six explicit decimal positions, Max length 18 including decimal.
CustomsClearanceDetail/Commodities/CustomsValue	Optional	Specify customs value for commodity.
CustomsClearanceDetail/Commodities/ExciseConditions	Optional	Defines additional characteristic of commodity used to calculate duties and taxes.
CustomsClearanceDetail/Commodities/ExportLicenseNumber	Optional	Applicable to U.S. export shipping only.
CustomsClearanceDetail/Commodities/ExportLicenseExpirationDate	Optional	Date of expiration. Must be at least 1 day into future. The date that the Commerce Export License expires. Export License commodities may not be exported from the U.S. on an expired license. Applicable to U.S. shipping only. Required only if commodity is shipped on commerce export license, and Export License Number is supplied.
CustomsClearanceDetail/Commodities/CIMarksAndNumbers	Optional	An identifying mark or number used on the packaging of a shipment to help customers identify a particular shipment.
CustomsClearanceDetail/Commodities/NaftaDetail	Optional	All data required for this commodity in NAFTA Certificate of Origin.
CustomsClearanceDetail/Commodities/NaftaDetail/PreferenceCriterion	Optional	Specify preference criterion. Valid values are: <ul style="list-style-type: none"> <li>• A</li> <li>• B</li> <li>• C</li> <li>• D</li> <li>• E</li> <li>• F</li> </ul>

## Shipping Document Service



Table 189. NAFTA Certificate of Origin Elements, continued

Element	Required or Optional	Description
CustomsClearanceDetail/Commodities/NaftaDetail/ProducerDetermination	Optional	Specify producer determination. Valid values are: <ul style="list-style-type: none"> <li>• NO_1</li> <li>• NO_2</li> <li>• NO_3</li> <li>• YES</li> </ul>
CustomsClearanceDetail/Commodities/NaftaDetail/ProducerId	Optional	Specify producer ID.
CustomsClearanceDetail/Commodities/NaftaDetail/NetCostMethod	Optional	Specify net cost method. Valid values are: <ul style="list-style-type: none"> <li>• NC</li> <li>• NO</li> </ul>
CustomsClearanceDetail/Commodities/NaftaDetail/NetCostDateRange	Optional	Specify begin and end dates for net cost.
CustomsClearanceDetail/ExportDetail/B13AFilingOption	Optional	Specifies which filing option is being exercised by the customer. Required for non-document shipments originating in Canada destined for any country other than Canada, the United States, Puerto Rico, or the U.S. Virgin Islands.
CustomsClearanceDetail/ExportDetail/ExportComplianceStatement	Optional	Enter Automated Export System (AES) or Foreign Trade Regulations (FTR) exemption.
CustomsClearanceDetail/ExportDetail/PermitNumber	Optional	This field is applicable only to Canada export non-document shipments of any value to any destination. No special characters are allowed.
CustomsClearanceDetail/ExportDetail/DestinationControlDetail	Optional	VERY IMPORTANT: Specify appropriate destination control statement type(s). Valid values are DEPARTMENT_OF_COMMERCE and DEPARTMENT_OF_STATE. Be sure to also specify destination country and end user.

Table 189. NAFTA Certificate of Origin Elements, continued

Element	Required or Optional	Description
RequestedShipment/ShippingDocumentSpecification/ShippingDocumentTypes	Required	Specify NAFTA_CERTIFICATE_OF_ORIGIN.
ShippingDocumentSpecification/NaftaCertificateOfOriginDetail	Optional	Data required to produce a Certificate of Origin document. Remaining content (business data) to be defined once requirements have been completed.
ShippingDocumentSpecification/NaftaCertificateOfOriginDetail/Format	Optional	ImageType and StockType are required. Other elements are optional.
ShippingDocumentSpecification/NaftaCertificateOfOriginDetail/BlanketPeriod	Optional	Specify begin and end dates for blanket period.
ShippingDocumentSpecification/NaftaCertificateOfOriginDetail/ImporterSpecification	Optional	Specify importer specification. Valid values are: <ul style="list-style-type: none"> <li>• IMPORTER_OF_RECORD</li> <li>• RECIPIENT</li> <li>• UNKNOWN</li> <li>• VARIOUS</li> </ul>
ShippingDocumentSpecification/NaftaCertificateOfOriginDetail/SignatureContact	Optional	Contact information for "Authorized Signature" area of form.
ShippingDocumentSpecification/NaftaCertificateOfOriginDetail/ProducerSpecification	Optional	Specify producer specification. Valid values are: <ul style="list-style-type: none"> <li>• AVAILABLE_UPON_REQUEST</li> <li>• MULTIPLE_SPECIFIED</li> <li>• SAME</li> <li>• SINGLE_SPECIFIED</li> <li>• UNKNOWN</li> </ul>

## Shipping Document Service



Table 189. NAFTA Certificate of Origin Elements, continued

Element	Required or Optional	Description
ShippingDocumentSpecification/ NaftaCertificateOfOriginDetail/ Producers	Optional	Specify producer(s), including contact company, and tax identification information.
ShippingDocumentSpecification/ NaftaCertificateOfOriginDetail/ CustomerImageUsages	Optional	Specify image of type SIGNATURE to include on the document.

## OP-900

Include the following elements to produce an OP-900 form:

Table 190. OP-900 Elements

Element	Required or Optional	Description
RequestedShipment/ ShippingDocumentSpecification	Optional	Content data used to create additional (non-label) shipping documents.
ShippingDocumentSpecification/ ShippingDocumentTypes	Required	Specify OP_900.
ShippingDocumentSpecification/ Op900Detail	Optional	Specifies the production of the OP-900 document for hazardous materials packages.
Op900Detail/Format	Optional	Specify ImageType of PDF and StockType of OP_900_LL B, or ImageType of Text and StockType of OP_900_LGB. Other elements are optional.
Op900Detail/Reference	Optional	Identifies which reference type (from the package's customer reference) is to be used as the source for the references on this OP-900.

Table 190. OP-900 Elements, continued

Element	Required or Optional	Description
Op900Detail/CustomerImageUsages	Optional	Specifies the usage and identification of customer supplied images to be used on this document.
Op900Detail/SignatureName	Optional	Data field to be used when a name is to be printed in the document instead of (or in addition to) a signature image.
RequestedShipment/ConfigurationData	Optional	Specifies the data that is common to dangerous goods packages in the shipment. This is populated when the shipment contains packages with identical dangerous goods commodities.
RequestedPackageLineItems/ SpecialServicesRequested/ SpecialServicesTypes	Optional	Specify DANGEROUS_GOODS.
RequestedPackageLineItems/ SpecialServicesRequested/ DangerousGoodsDetail	Optional	The descriptive data required for a FedEx shipment containing dangerous goods (hazardous materials).
DangerousGoodsDetail/Options	Optional	Indicates which kinds of hazardous content are in the current package. Specify HAZARDOUS_MATERIALS.
DangerousGoodsDetail/Containers	Optional	Describes an approved container used to package dangerous goods commodities. This does not describe any individual inner receptacles that may be within this container.
Containers DangerousGoodsContainers/ PackingType	Optional	Indicates whether there are additional inner receptacles within this container.
Containers DangerousGoodsContainers/ HazardousCommodities	Optional	Documents the kinds and quantities of all hazardous commodities in the current container.

## Shipping Document Service



Table 190. OP-900 Elements, continued

Element	Required or Optional	Description
HazardousCommodities/Description	Optional	Identifies and describes an individual hazardous commodity.
Description/Id	Optional	Specify UN ID for commodity.
Description/PackingGroup	Optional	Specify packing group. Valid values are: DEFAULT I II III
Description/ProperShippingName	Optional	Specify DOT proper shipping name for commodity.
Description/TechnicalName	Optional	Specify the technical name for the hazardous commodity.
Description/HazardClass	Optional	Specify hazard class for commodity.
Description/SubsidiaryClasses	Optional	Specify the subsidiary class of the hazardous material.
Description/LabelText	Optional	Specify the text for the label.
DangerousGoodsDetail/Packaging	Optional	Specify packaging.
DangerousGoodsDetail/EmergencyContactNumber	Optional	Specify emergency contact telephone number.
DangerousGoodsDetail/Offendor	Optional	Specify shipper name (offeror) or contact number. Required on all shipping papers, including OP900LL, OP900LG forms, and Hazardous Materials Certification per DOT regulation.

## Shipper's Declaration for Dangerous Goods Elements

Include the following elements to produce a Shipper's Declaration for Dangerous Goods form:

Table 191. Dangerous Goods Shippers Declaration Elements

Element	Required or Optional	Description
RequestedShipment/ShippingDocumentSpecification	Optional	Content data used to create additional (non-label) shipping documents.
ShippingDocumentSpecification/ShippingDocumentTypes	Required	Specify DANGEROUS_GOODS_SHIPPERS_DECLARATION.
ShippingDocumentSpecification/DangerousGoodsShippersDeclarationDetail	Optional	The instructions indicating how to print the 1421C form for dangerous goods shipment.
DangerousGoodsShippersDeclarationDetail/Format	Optional	Specifies characteristics of a shipping document to be produced.
DangerousGoodsShippersDeclarationDetail/CustomerImageUsages	Optional	Specifies the usage and identification of customer supplied images to be used on this document.
RequestedShipment/ConfigurationData	Optional	Specifies the data that is common to dangerous goods packages in the shipment. This is populated when the shipment contains packages with identical dangerous goods commodities.
RequestedPackageLineItems/SpecialServicesRequested/SpecialServicesTypes	Optional	Specify DANGEROUS_GOODS.
RequestedPackageLineItems/SpecialServicesRequested/DangerousGoodsDetail	Optional	The descriptive data required for a FedEx shipment containing dangerous goods (hazardous materials).

## Shipping Document Service



Table 191. Dangerous Goods Shippers Declaration Elements, continued

Element	Required or Optional	Description
DangerousGoodsDetail/Options	Optional	Indicates which kinds of hazardous content are in the current package. Specify HAZARDOUS_MATERIALS.
DangerousGoodsDetail/Containers	Optional	Describes an approved container used to package dangerous goods commodities. This does not describe any individual inner receptacles that may be within this container.
Containers/PackingType	Optional	Indicates whether there are additional inner receptacles within this container.
Containers/HazardousCommodites	Optional	Documents the kinds and quantities of all hazardous commodities in the current container.
HazardousCommodites/Description	Optional	Identifies and describes an individual hazardous commodity.
Description/Id	Optional	Specify UN ID for commodity.
Description/PackingGroup	Optional	Specify packing group. Valid values are: DEFAULT I II III
Description/ProperShippingName	Optional	Specify DOT proper shipping name for commodity.

Table 191. Dangerous Goods Shippers Declaration Elements, continued

Element	Required or Optional	Description
Description/TechnicalName	Optional	Specify the technical name for the hazardous commodity.
Description/HazardClass	Optional	Specify hazard class for commodity.
Description/SubsidiaryClasses	Optional	Specify the subsidiary class of the hazardous material.
Description/LabelText	Optional	Specify the text for the label.
DangerousGoodsDetail/Packaging	Optional	Specify packaging.
DangerousGoodsDetail/EmergencyContactNumber	Optional	Specify emergency contact telephone number.
DangerousGoodsDetail/Offeor	Optional	Specify shipper name (offeror) or contact number. Required on all shipping papers, including OP900LL, OP900LG forms, and Hazardous Materials Certification per DOT regulation.

## Pro Forma Invoice

Include the following elements to produce a Pro Forma Invoice:

Table 192. Pro Forma Invoice Elements

Element	Description
ShippingDocumentSpecification/ShippingDocumentType	Specify PRO_FORMA_INVOICE.
SpecialServicesRequested/SpecialServicesTypes	Specify ELECTRONIC_TRADE_DOCUMENTS to send this document electronically.
SpecialServicesRequested/EtdDetail/RequestedDocumentCopies	Specify PRO_FORMA_INVOICE to send this document electronically.

Table 192. Pro Forma Invoice Elements, continued

Element	Description
CustomsClearanceDetail/ImporterOfRecord	Specify Importer of Record information if different from Recipient.
CustomsClearanceDetail/CustomsValue	Specify customs value for your entire shipment.
CustomsClearanceDetail/CommercialInvoice/Purpose	Specify purpose of shipment. Valid values are: <ul style="list-style-type: none"> <li>• GIFT</li> <li>• NOT_SOLD</li> <li>• PERSONAL_EFFECTS</li> <li>• REPAIR_AND_RETURN</li> <li>• SAMPLE</li> <li>• SOLD</li> </ul>
CustomsClearanceDetail/CommercialInvoice/TermsOfSale	Specify terms of sale. Valid values are: <ul style="list-style-type: none"> <li>• CFR_OR_CPT</li> <li>• CIF_OR_CIP</li> <li>• DDP</li> <li>• DDU</li> <li>• DAP</li> <li>• DAT</li> <li>• EXW</li> <li>• FOB_OR_FCA</li> </ul>
CustomsClearanceDetail/Commodities/Name	Specify name of commodity.
CustomsClearanceDetail/Commodities/NumberOfPieces	Specify number of pieces for commodity.
CustomsClearanceDetail/Commodities/Description	Specify description of commodity.
CustomsClearanceDetail/Commodities/CountryOfManufacture	Specify country where commodity was manufactured.
CustomsClearanceDetail/Commodities/HarmonizedCode	Specify Harmonized Code for commodity. Refer to the FedEx Global Trade Manager for Harmonized Codes.
CustomsClearanceDetail/Commodities/Weight	Specify weight of commodity.

Table 192. Pro Forma Invoice Elements, continued

Element	Description
CustomsClearanceDetail/Commodities/Quantity	Specify quantity of commodity.
CustomsClearanceDetail/Commodities/CustomsValue	Specify customs value for commodity.
ShippingDocumentSpecification/CommercialInvoiceDetail/DocumentFormat	ImageType and StockType are required. Other elements are optional.
ShippingDocumentSpecification/CommercialInvoiceDetail/CustomerImageUsages	Specify image of type LETTER_HEAD and/or SIGNATURE to include on the document.
RequestedPackageLineItems/CustomerReferences	Specify P_O_NUMBER to include a purchase order number. Specify CUSTOMER_REFERENCE to include special instructions.

## Freight Address Label

Include the following elements to produce a Freight Address Label:

Table 193. Freight Address Label Elements

Element	Description
ShippingDocumentSpecification/ShippingDocumentType	Specify FREIGHT_ADDRESS_LABEL. <i>Note: Type OUTBOUND_LABEL is the enumerator used to indicate the Bill of Lading, for both Uniform and VICS formats.</i>
ShippingDocumentSpecification/ShippingDocumentType/FreightAddressLabelDetail/	Specifies the details on the Freight Address Label.
FreightAddressLabelDetail/Format/ShippingDocumentFormat/StockType	Lists the correct type of paper for the Freight address label option. Specify valid value: <ul style="list-style-type: none"> <li>• PAPER_4_PER_PAGE_PORTRAIT</li> </ul>



## Samples

Sample code, sample transactions and the specific individual WSDL/XML guide(s) can be downloaded following these steps:

1. Go to the FedEx Developer Resource Center (DRC) at <http://fedex.com/developer>.
2. Enter your username and password to login to the DRC.
3. Expand "Technical Resources" on the left pane.
4. Expand "FedEx Web Services for Shipping" and choose "Get Started."
5. In the right-hand column of either the "Standard Services" or the "Advanced Services" tabs, click on the dropdown box for the appropriate service and choose the format required.
6. Go to the right column in the appropriate tab, select the Download code dropdown and choose the code in the format needed.

*Note: Select the checkmark box next to "Include Documentation (PDF)" box to get the WSDL guide also.*

## Error Messages

For error messages, see the [Appendix O: Error Code Messages](#) section of the *Web Services Developer Guide* in the Support area of the Developer Resource Center at [fedex.com/developer](http://fedex.com/developer).



# 42 Upload Images



[Upload Image Service Details](#)



FedEx Web Services enables you to upload signature and letterhead images to be inserted on FedEx generated shipping documents. See the Shipping Document Service section for more information.

## Upload Image Service Details

You can upload up to five different images for future use. If you upload an image to a slot where you previously uploaded an image, the new image overwrites the old image. The maximum size of an image can only be 700 pixels wide by 50 pixels tall.

For more detailed information about the services offered by FedEx, see the electronic **FedEx Service Guide**.

## UploadImage Request Elements

The following elements are available from the UploadDocuments WSDL:

Table 194. UploadImage Request Elements

Element	Description
Images/Id	Specify slot to store uploaded image. Valid values are: <ul style="list-style-type: none"> <li>• IMAGE_1</li> <li>• IMAGE_2</li> <li>• IMAGE_3</li> <li>• IMAGE_4</li> <li>• IMAGE_5</li> </ul>
Images/Image	Provide GIF, PNG, JPG, or PDF image encoded as Base64 string.

## UploadImage Reply Elements

The following elements are available from the UploadDocuments WSDL:

Table 195. UploadImage Reply Elements

Element	Description
ImageStatuses/Id	Returns value for the slot where you uploaded the image.
UploadImageStatusType	Returns status as SUCCESS or ERROR.
ImageStatuses/StatusInfo	Returns applicable error messages: <ul style="list-style-type: none"> <li>• IMAGE_EXCEEDS_MAX_RESOLUTION</li> <li>• IMAGE_EXCEEDS_MAX_SIZE</li> <li>• IMAGE_FAILED_VIRUS_CHECK</li> <li>• IMAGE_ID_INVALID</li> <li>• IMAGE_ID_MISSING</li> <li>• IMAGE_MISSING</li> <li>• IMAGE_TYPE_INVALID</li> <li>• IMAGE_TYPE_MISSING</li> </ul>

## Samples

Sample code, sample transactions and the specific individual WSDL/XML guide(s) can be downloaded following these steps:

1. Go to the FedEx Developer Resource Center (DRC) at <http://fedex.com/developer>.
2. Enter your username and password to login to the DRC.
3. Expand "Technical Resources" on the left pane.
4. Expand "FedEx Web Services for Shipping" and choose "Get Started."
5. In the right-hand column of either the "Standard Services" or the "Advanced Services" tabs, click on the dropdown box for the appropriate service and choose the format required.
6. Go to the right column in the appropriate tab, select the Download code dropdown and choose the code in the format needed.

*Note: Select the checkmark box next to "Include Documentation (PDF)" box to get the WSDL guide also.*

# 43 FedEx Electronic Trade Documents



[FedEx ETD Details](#)

# FedEx Electronic Trade Documents



FedEx® Electronic Trade Documents (ETD) is an international shipping solution that simplifies your international shipping needs. You can submit most of your trade documentation electronically and no longer have to print and attach trade documents. Capturing and sharing critical trade information as early as possible optimizes the customs clearance process. Customs and other agencies receive documents sent electronically faster than paper copies. You have two choices for using FedEx Electronic Trade Documents. You can either upload your own documents or let FedEx generate them for you (see Shipping Document Service section for details on documents that FedEx can generate).

If you use FedEx generated documents, you can provide the necessary information as specified in the Shipping Document Service section and then specify Electronic Trade Documents as a special service in your ship request. If you also want to receive copies of FedEx generated documents in the ship reply, be sure to also specify RequestedDocumentCopies. If you are using your own uploaded documents, FedEx Electronic Trade Documents requires FedEx Web Services. First, you upload your trade documents (Commercial Invoice, Certificate of Origin, etc.) using the UploadDocuments WSDL. When you upload a document successfully, you receive a Document ID in the reply. Second, you create the FedEx shipment using the ShipService WSDL. You indicate Electronic Trade Documents as a special service and reference the Document ID for each uploaded document associated with your shipment.

## FedEx ETD Details

- For the most current list of Electronic Trade Document-enabled countries, check FedEx website [fedex.com/international/etd](http://fedex.com/international/etd).

*Note: The server does not limit ETD requests to only the countries that are supported. It's up to the programmer to limit the countries that use this service to only the countries that allow it.*

- Valid file types for uploaded documents are PDF, TXT, PNG, JPG, GIF, BMP, TIF, RTF, DOC, and XLS. Before uploading documents, you must convert them to a Base64-encoded string.

- FedEx Electronic Trade Documents does not accept shipments that include dangerous goods, hazardous materials, or dry ice because they require that all paperwork physically accompany them.
- Each uploaded trade document cannot exceed 1 MB.
- A maximum of 5 trade documents can be uploaded per transaction.

For more detailed information about the services offered by FedEx, see the electronic **FedEx Service Guide**.

## UploadDocuments Request Elements

The following Electronic Trade Documents request elements are available from the UploadDocuments WSDL:

Table 196. Electronic Trade Documents Request Elements

Element	Description
Documents/LineNumber	Optional. Specify a positive integer value to sequence your uploaded documents.  This value is returned in reply but is not stored with your document.
Documents/CustomerReference	Optional. Specify a string value to provide additional information about the uploaded document.
Documents/DocumentType	Required. Specify the type of document being uploaded. Valid options are: <ul style="list-style-type: none"> <li>COMMERCIAL_INVOICE</li> <li>CERTIFICATE_OF_ORIGIN</li> <li>NAFTA_CERTIFICATE_OF_ORIGIN</li> <li>PRO_FORMA_INVOICE</li> <li>OTHER</li> </ul>
Documents/FileName	Required. Specify the file name, such as CI.pdf, of the document to be uploaded.
Documents/Content	Required. Provide the document to be uploaded as a Base64-encoded string.



# FedEx Electronic Trade Documents

## UploadDocuments Reply Elements

The following Electronic Trade Documents reply elements are available from the UploadDocuments WSDL:

Table 197. Electronic Trade Documents Reply Elements

Element	Description
DocumentStatuses/LineNumber	Returns the number (if any) specified in the UploadDocuments request and returns a value of zero if none is specified. This value is not stored with your document.
DocumentStatuses/ CustomerReference	Returns the string (if any) specified in the UploadDocuments request.
DocumentStatuses/DocumentProducer	Returns CUSTOMER.
DocumentStatuses/DocumentType	Returns the type specified in the UploadDocuments request.
DocumentStatuses/FileName	Returns the file name specified in the UploadDocuments request.
DocumentStatuses/Status	Returns the high-level results for the document upload. Valid values are: <ul style="list-style-type: none"> <li>• SUCCESS</li> <li>• FAILURE</li> <li>• ERROR</li> </ul>
DocumentStatuses/StatusInfo	Returns one or more of the following specific reasons for high-level results: <ul style="list-style-type: none"> <li>• DOCUMENT_CONTENT_FAILED_VIRUS_CHECK</li> <li>• DOCUMENT_CONTENT_MISSING</li> <li>• DOCUMENT_FILE_NAME_MISSING</li> <li>• DOCUMENT_FORMAT_NOT_SUPPORTED</li> <li>• DOCUMENT_ID_INVALID</li> <li>• DOCUMENT_ID_MISSING</li> <li>• DOCUMENT_TYPE_INVALID</li> <li>• DOCUMENT_TYPE_MISSING</li> <li>• DOCUMENT_TYPE_NOT_ALLOWED_FOR_ETD</li> </ul>

Table 197. Electronic Trade Documents Reply Elements, continued

Element	Description
	<ul style="list-style-type: none"> <li>• ELECTRONIC_CLEARANCE_NOT_ALLOWED_AT_DESTINATION</li> <li>• ELECTRONIC_CLEARANCE_NOT_ALLOWED_AT_ORIGIN</li> <li>• UNABLE_TO_PROCESS_DOCUMENT</li> <li>• UPLOAD_NOT_ATTEMPTED</li> </ul>
DocumentStatuses/MessageReturn	Returns additional information about specific results.
DocumentStatuses/DocumentId	Returns the Document ID you will need to reference when creating your shipment with the ShipService WSDL.

## ShipRequest Elements

The following Electronic Trade Documents request elements are available from the ShipService WSDL:

Table 198. Electronic Trade Documents Request Elements

Element	Description
ShipmentSpecialServicesRequested/ EtdDetail/ RequestedDocumentCopies	Optional Specify FedEx generated documents for which you want copies returned. Valid values are: <ul style="list-style-type: none"> <li>• COMMERCIAL_INVOICE</li> <li>• CERTIFICATE_OF_ORIGIN</li> <li>• NAFTA_CERTIFICATE_OF_ORIGIN</li> <li>• PRO_FORMA_INVOICE</li> <li>• GENERAL_AGENCY_AGREEMENT</li> </ul>
CustomsClearanceDetail	Customs clearance data, used for both international and intra-country shipping.



# FedEx Electronic Trade Documents

Table 198. Electronic Trade Documents Request Elements, continued

Element	Description
DocumentReferences/LineNumber	Optional. Specify a positive integer value to sequence your uploaded documents. This value is not stored with your document.
DocumentReferences/CustomerReference	Optional. Specify a string value to provide additional information about the uploaded document. Use this option to change the CustomerReference specified during document upload.
DocumentReferences/DocumentProducer	Reserved. This element is reserved for future use and should not be specified.
DocumentReferences/DocumentType	Optional. Specify the type of uploaded document. Valid values are: <ul style="list-style-type: none"> <li>• COMMERCIAL_INVOICE</li> <li>• CERTIFICATE_OF_ORIGIN</li> <li>• NAFTA_CERTIFICATE_OF_ORIGIN</li> <li>• PRO_FORMA_INVOICE</li> <li>• OTHER</li> </ul> Use this element to change the DocumentType specified during document upload.
DocumentReferences/DocumentIDProducer	Reserved. This element is reserved for future use and should not be specified.

## ShipReply Elements

The following Electronic Trade Documents reply elements are returned from the ShipService WSDL:

Table 199. Electronic Trade Documents Reply Elements

Element	Description
CompletedEtdDetail/ UploadDocumentReferenceDetails/ LineNumber	Returns the number (if any) specified in the ProcessShipment request or returns a value of zero if none is specified. This value is not stored with your document.
CompletedEtdDetail/ UploadDocumentReferenceDetails/ CustomerReference	Returns the string (if any) specified in the ProcessShipment request.
CompletedEtdDetail/ UploadDocumentReferenceDetails/ DocumentProducer	Returns the value (if any) specified in the ProcessShipment request for the uploaded documents in addition to other values for FedEx generated documents such as shipping labels. This element is reserved for future use and should not be specified in the ProcessShipment requests.
CompletedEtdDetail/ UploadDocumentReferenceDetails/ DocumentType	Returns the type of document (if any) specified in the ProcessShipment request.
CompletedEtdDetail/ UploadDocumentReferenceDetails/ DocumentId	Returns the value specified in the ProcessShipment request for your uploaded documents in addition to other values for FedEx generated documents such as shipping labels.
CompletedEtdDetail/ UploadDocumentReferenceDetails/ DocumentIDProducer	Returns the value (if any) specified in the ProcessShipment request for your uploaded documents. This element is reserved for future use and should not be specified in the ProcessShipment requests.
CustomsClearanceDetail	Customs clearance data, used for both international and intra-country shipping.

## Samples

Sample code, sample transactions and the specific individual WSDL/XML guide(s) can be downloaded following these steps:

1. Go to the FedEx Developer Resource Center (DRC) at <http://fedex.com/developer>.
2. Enter your username and password to login to the DRC.



## FedEx Electronic Trade Documents

---

3. Expand "Technical Resources" on the left pane.
4. Expand "FedEx Web Services for Shipping" and choose "Get Started."
5. In the right-hand column of either the "Standard Services" or the "Advanced Services" tabs, click on the dropdown box for the appropriate service and choose the format required.
6. Go to the right column in the appropriate tab, select the Download code dropdown and choose the code in the format needed.

*Note: Select the checkmark box next to "Include Documentation (PDF)" box to get the WSDL guide also.*

### Error Messages

For error messages, see the [Appendix O: Error Code Messages](#) section of the *Web Services Developer Guide* in the Support area of the Developer Resource Center at **[fedex.com/developer](https://fedex.com/developer)**.



# A Country Code Tables



A  
B  
C  
D  
E  
F  
G  
H

I  
J  
K  
L  
M  
N  
O  
P



# A Country Code Tables, continued

Q  
R  
S  
T  
U

V  
W  
Y  
Z



# Country Code Tables

The following country codes are listed in alphabetic order.

## A

Country	Code	Ship To	Ship From
Afghanistan	AF	Y	Y
Albania	AL	Y	Y
Algeria	DZ	Y	Y
American Samoa	AS	Y	N
Andorra	AD	Y	N
Angola	AO	Y	Y
Anguilla	AI	Y	Y
Antarctica	AQ	N	N
Antigua	AG	Y	Y
Argentina	AR	Y	Y
Armenia	AM	Y	N
Aruba	AW	Y	Y
Australia	AU	Y	Y
Austria	AT	Y	Y
Azerbaijan	AZ	Y	N

## B

Country	Code	Ship To	Ship From
Bahamas	BS	Y	Y
Bahrain	BH	Y	Y
Bangladesh	BD	Y	Y

Country	Code	Ship To	Ship From
Barbados	BB	Y	Y
Barbuda	AG	Y	Y
Belarus	BY	Y	N
Belgium	BE	Y	Y
Belize	BZ	Y	Y
Benin	BJ	Y	N
Bermuda	BM	Y	Y
Bhutan	BT	Y	Y
Bolivia	BO	Y	Y
Bonaire	BQ	Y	Y
Bosnia-Herzegovina	BA	Y	Y
Botswana	BW	Y	Y
Bouvet Island	BV	N	N
Brazil	BR	Y	Y
British Indian Ocean Territory	IO	N	N
British Virgin Islands	VG	Y	Y
Brunei	BN	Y	Y
Bulgaria	BG	Y	Y
Burkina Faso	BF	Y	N
Burundi	BI	Y	Y

## C

Country	Code	Ship To	Ship From
Cambodia	KH	Y	Y



# Country Code Tables

Country	Code	Ship To	Ship From
Cameroon	CM	Y	N
Canada	CA	Y	Y
Canary Islands	ES	Y	Y
Cape Verde	CV	Y	N
Caribbean Netherlands	BQ	Y	Y
Cayman Islands	KY	Y	Y
Central African Republic	CF	N	N
Chad	TD	Y	N
Channel Islands	GB	Y	Y
Chile	CL	Y	Y
China	CN	Y	Y
Christmas Island	CX	N	N
Cocos (Keeling) Islands	CC	N	N
Colombia	CO	Y	Y
Comoros	KM	N	N
Congo	CG	Y	N
Congo, Democratic Republic Of	CD	Y	N
Cook Islands	CK	Y	N
Costa Rica	CR	Y	Y
Croatia	HR	Y	Y
Cuba	CU	N	N
Curacao	CW	Y	Y
Cyprus	CY	Y	Y
Czech Republic	CZ	Y	Y

## D

Country	Code	Ship To	Ship From
Denmark	DK	Y	Y
Djibouti	DJ	Y	Y
Dominica	DM	Y	Y
Dominican Republic	DO	Y	Y

## E

Country	Code	Ship To	Ship From
East Timor	TL	Y	Y
Ecuador	EC	Y	Y
Egypt	EG	Y	Y
El Salvador	SV	Y	Y
England	GB	Y	Y
Equatorial Guinea	GQ	Y	N
Eritrea	ER	Y	Y
Estonia	EE	Y	Y
Ethiopia	ET	Y	Y

## F

Country	Code	Ship To	Ship From
Faeroe Islands	FO	Y	N
Falkland Islands	FK	N	N
Fiji	FJ	Y	N

## Country Code Tables



Country	Code	Ship To	Ship From
Finland	FI	Y	Y
France	FR	Y	Y
French Guiana	GF	Y	Y
French Polynesia	PF	Y	N
French Southern Territories	TF	N	N

## G

Country	Code	Ship To	Ship From
Gabon	GA	Y	N
Gambia	GM	Y	N
Georgia	GE	Y	N
Germany	DE	Y	Y
Ghana	GH	Y	Y
Gibraltar	GI	Y	Y
Grand Cayman	KY	Y	Y
Great Britain	GB	Y	Y
Great Thatch Island	VG	Y	Y
Great Tobago Islands	VG	Y	Y
Greece	GR	Y	Y
Greenland	GL	Y	N
Grenada	GD	Y	Y
Guadeloupe	GP	Y	Y
Guam	GU	Y	Y
Guatemala	GT	Y	Y

Country	Code	Ship To	Ship From
Guinea	GN	Y	N
Guinea Bissau	GW	N	N
Guyana	GY	Y	Y

## H

Country	Code	Ship To	Ship From
Haiti	HT	Y	Y
Heard and McDonald Islands	HM	N	N
Holland	NL	Y	Y
Honduras	HN	Y	Y
Hong Kong	HK	Y	Y
Hungary	HU	Y	Y

## I

Country	Code	Ship To	Ship From
Iceland	IS	Y	Y
India	IN	Y	Y
Indonesia	ID	Y	Y
Iran	IR	N	N
Iraq	IQ	Y	Y
Ireland	IE	Y	Y
Israel	IL	Y	Y
Italy	IT	Y	Y
Ivory Coast	CI	Y	Y

## Country Code Tables



## J

Country	Code	Ship To	Ship From
Jamaica	JM	Y	Y
Japan	JP	Y	Y
Jordan	JO	Y	Y
Jost Van Dyke Islands	VG	Y	Y

## K

Country	Code	Ship To	Ship From
Kazakhstan	KZ	Y	Y
Kenya	KE	Y	Y
Kiribati	KI	N	N
Kuwait	KW	Y	Y
Kyrgyzstan	KG	Y	Y

## L

Country	Code	Ship To	Ship From
Laos	LA	Y	Y
Latvia	LV	Y	Y
Lebanon	LB	Y	Y
Lesotho	LS	Y	Y
Liberia	LR	Y	Y
Libya	LY	Y	N
Liechtenstein	LI	Y	Y

Country	Code	Ship To	Ship From
Lithuania	LT	Y	Y
Luxembourg	LU	Y	Y

## M

Country	Code	Ship To	Ship From
Macau	MO	Y	Y
Macedonia	MK	Y	Y
Madagascar	MG	Y	Y
Malawi	MW	Y	Y
Malaysia	MY	Y	Y
Maldives	MV	Y	Y
Mali	ML	Y	N
Malta	MT	Y	Y
Marshall Islands	MH	Y	N
Martinique	MQ	Y	Y
Mauritania	MR	Y	N
Mauritius	MU	Y	Y
Mayotte	YT	N	N
Mexico	MX	Y	Y
Micronesia	FM	Y	N
Moldova	MD	Y	N
Monaco	MC	Y	Y
Mongolia	MN	Y	N
Montenegro	ME	Y	Y



## Country Code Tables

Country	Code	Ship To	Ship From
Montserrat	MS	Y	Y
Morocco	MA	Y	Y
Mozambique	MZ	Y	Y
Myanmar / Burma	MM	N	N

## N

Country	Code	Ship To	Ship From
Namibia	NA	Y	Y
Nauru	NR	N	N
Nepal	NP	Y	Y
Netherlands	NL	Y	Y
			Y
New Caledonia	NC	Y	N
New Zealand	NZ	Y	Y
Nicaragua	NI	Y	Y
Niger	NE	Y	N
Nigeria	NG	Y	Y
Niue	NU	N	N
Norfolk Island	NF	N	N
Norman Island	VG	Y	Y
North Korea	KP	N	N
Northern Ireland	GB	Y	Y
Northern Mariana Islands	MP	Y	N
Norway	NO	Y	Y

## O

Country	Code	Ship To	Ship From
Oman	OM	Y	Y

## P

Country	Code	Ship To	Ship From
Pakistan	PK	Y	Y
Palau	PW	Y	N
Palestine	PS	Y	Y
Panama	PA	Y	Y
Papua New Guinea	PG	Y	N
Paraguay	PY	Y	Y
Peru	PE	Y	Y
Philippines	PH	Y	Y
Pitcairn	PN	N	N
Poland	PL	Y	Y
Portugal	PT	Y	Y
Puerto Rico	PR	Y	Y

## Q

Country	Code	Ship To	Ship From
Qatar	QA	Y	Y

## Country Code Tables



## R

Country	Code	Ship To	Ship From
Reunion	RE	Y	N
Romania	RO	Y	Y
Rota	MP	Y	N
Russia	RU	Y	Y
Rwanda	RW	Y	Y

## S

Country	Code	Ship To	Ship From
Saba	BQ	Y	Y
Saipan	MP	Y	N
Samoa	WS	Y	N
San Marino	IT	Y	Y
Sao Tome and Principe	ST	N	N
Saudi Arabia	SA	Y	Y
Scotland	GB	Y	Y
Senegal	SN	Y	N
Serbia	RS	Y	Y
Seychelles	SC	Y	Y
Sierra Leone	SL	N	N
Singapore	SG	Y	Y
Slovak Republic	SK	Y	Y
Slovenia	SI	Y	N
Solomon Islands	SB	N	N

Country	Code	Ship To	Ship From
Somalia	SO	N	Y
South Africa	ZA	Y	Y
South Georgia and South Sandwich Islands	GS	N	N
South Korea	KR	Y	Y
Spain	ES	Y	Y
Sri Lanka	LK	Y	Y
St. Barthelemy	GP	Y	Y
St. Christopher	KN	Y	Y
St. Croix Island	VI	Y	Y
St. Eustatius	BQ	Y	Y
St. Helena	SH	N	N
St. John	VI	Y	Y
St. Kitts and Nevis	KN	Y	Y
St. Lucia	LC	Y	Y
St. Maarten (Dutch Control)	SX	Y	Y
St. Martin (French Control)	MF	Y	Y
St. Pierre	PM	N	N
St. Thomas	VI	Y	Y
St. Vincent	VC	Y	Y
Sudan	SD	N	N
Suriname	SR	Y	Y
Svalbard and Jan Mayen Island	SJ	N	N
Swaziland	SZ	Y	Y
Sweden	SE	Y	Y



## Country Code Tables

Country	Code	Ship To	Ship From
Switzerland	CH	Y	Y
Syria	SY	N	N

## T

Country	Code	Ship To	Ship From
Tahiti	PF	Y	N
Taiwan	TW	Y	Y
Tajikistan	TJ	N	N
Tanzania	TZ	Y	Y
Thailand	TH	Y	Y
Tinian	MP	Y	N
Togo	TG	Y	Y
Tokelau	TK	N	N
Tonga	TO	Y	N
Tortola Island	VG	Y	Y
Trinidad and Tobago	TT	Y	Y
Tunisia	TN	Y	Y
Turkey	TR	Y	Y
Turkmenistan	TM	Y	N
Turks and Caicos Islands	TC	Y	Y
Tuvalu	TV	N	Y

## U

Country	Code	Ship To	Ship From
U.S. Minor Outlying Islands	UM	N	N
U.S. Virgin Islands	VI	Y	Y
Uganda	UG	Y	Y
Ukraine	UA	Y	N
Union Island	VC	Y	Y
United Arab Emirates	AE	Y	Y
United Kingdom	GB	Y	Y
United States	US	Y	Y
Uruguay	UY	Y	Y
Uzbekistan	UZ	Y	Y

## V

Country	Code	Ship To	Ship From
Vanuatu	VU	Y	N
Vatican City	IT	Y	Y
Venezuela	VE	Y	Y
Vietnam	VN	Y	Y

## W

Country	Code	Ship To	Ship From
Wales	GB	Y	Y
Wallis and Futuna Islands	WF	Y	N



## Country Code Tables



Country	Code	Ship To	Ship From
Western Sahara	EH	N	N

## Y

Country	Code	Ship To	Ship From
Yemen	YE	Y	Y

## Z

Country	Code	Ship To	Ship From
Zambia	ZM	Y	Y
Zimbabwe	ZW	Y	Y

## B U.S. State Codes





# U.S. State Codes

State	Code
Alabama	AL
Alaska	AK
Arizona	AZ
Arkansas	AR
California	CA
Colorado	CO
Connecticut	CT
Delaware	DE
District of Columbia	DC
Florida	FL
Georgia	GA
Hawaii	HI
Idaho	ID
Illinois	IL
Indiana	IN
Iowa	IA
Kansas	KS
Kentucky	KY
Louisiana	LA
Maine	ME
Maryland	MD
Massachusetts	MA
Michigan	MI
Minnesota	MN

State	Code
Mississippi	MS
Missouri	MO
Montana	MT
Nebraska	NE
Nevada	NV
New Hampshire	NH
New Jersey	NJ
New Mexico	NM
New York	NY
North Carolina	NC
North Dakota	ND
Ohio	OH
Oklahoma	OK
Oregon	OR
Pennsylvania	PA
Rhode Island	RI
South Carolina	SC
South Dakota	SD
Tennessee	TN
Texas	TX
Utah	UT
Vermont	VT
Virginia	VA
Washington State	WA



# U.S. State Codes

State	Code
West Virginia	WV
Wisconsin	WI

State	Code
Wyoming	WY
Puerto Rico	PR

# C Canada Province Codes



## Canada Province Codes



Table 200. Canada Province Codes

Province	Code
Alberta	AB
British Columbia	BC
Manitoba	MB
New Brunswick	NB
Newfoundland	NL
Northwest Territories	NT
Nova Scotia	NS

Table 200. Canada Province Codes, continued

Province	Code
Nunavut	NU
Ontario	ON
Prince Edward Island	PE
Quebec	QC
Saskatchewan	SK
Yukon	YT

# D Mexico State Codes





## Mexico State Codes

Table 201. Mexico State Codes

State	Code
Aguascalientes	AG
Baja California Norte	BC
Baja California Sur	BS
Campeche	CM
Chiapas	CS
Chihuahua	CH
Coahuila	CO
Colima	CL
Distrito Federal	DF
Durango	DG
Guanajuato	GT
Guerrero	GR
Hidalgo	HG
Jalisco	JA
Mexico	MX
Michoacán	MI
Morelos	MO

Table 201. Mexico State Codes, continued

State	Code
Nayarit	NA
Nuevo Leon	NL
Oaxaca	OA
Puebla	PU
Queretaro	QT
Quintana Roo	QR
San Luis Potosi	SL
Sinaloa	SI
Sonora	SO
Tabasco	TB
Tamaulipas	TM
Tlaxcala	TL
Veracruz	VE
Yucatan	YU
Zacatecas	ZA



# E United Arab Emirates (UAE) State Code Table





# United Arab Emirates (UAE) State Code Table

This table lists the approved abbreviation codes for each UAE city:

Table 202. UAE State Codes

City	Code
Abu Dhabi	AB
Ajman	AJ
Dubai	DU

Table 202. UAE State Codes, continued

City	Code
Fujairah	FU
Ras al-Khaimah	RA
Sharjah	SH
Umm al-Qaiwain	UM

# F Currency Codes



Table 203. Currency Codes

Currency	Code
Antilles Guilder	ANG
Argentinian Peso	ARN
Australian Dollar	AUD
Aruban Guilder	AWG
Barbados Dollar	BBD
Bahraini Dinar	BHD
Bermuda Dollar	BMD
Brunei Dollar	BND
Brazilian Real	BRL
Bahamian Dollars	BSD
Canadian Dollar	CAD
Cayman Dollars	CID
Chilean Peso	CHP
Cayman Dollar	CID
Chinese Renminbi	CNY
Colombian Peso	COP
Costa Rican Colon	CRC
Czech Republic Koruny	CZK
Danish Krone	DKK
Dominican Peso	RDD
E. Caribbean Dollar	ECD
Egyptian Pound	EGP
Euro	EUR

Table 203. Currency Codes, continued

Currency	Code
Guatemalan Quetzal	GTQ
Hong Kong Dollar	HKD
Hungarian Forint	HUF
Israeli Shekel	ILS
Indian Rupee	INR
Indonesian Rupiah	RPA
Jamaican Dollar	JAD
Japanese Yen	JYE
Kenyan Schilling	KES
Kazachstan Tenge	KZT
Kuwaiti Dinar	KUD
Latvian Lats	LVL
Libyan Dinar	LYD
Lithuanian Litas	LTL
Macau Patacas	MOP
Malaysian Ringgits	MYR
New Mexican Peso	NMP
New Taiwan Dollar	NTD
New Turkish Lira	TRY
New Zealand Dollar	NZD
Norwegian Krone	NOK
Pakistan Rupee	PKR
Panama Balboa	PAB



# Currency Codes

Table 203. Currency Codes, continued

Currency	Code
Philippine Peso	PHP
Polish Zloty	PLN
Russian Rouble	RUR
Saudi Arabian Riyal	SAR
Singapore Dollar	SID
Solomon Island Dollar	SBD
South African Rand	ZAR
South Korean Won	WON
Swedish Krona	SEK
Swiss Francs	SFR

Table 203. Currency Codes, continued

Currency	Code
Thailand Baht	THB
Tonga Pa'anga	TOP
Trinidad & Tobago Dollar	TTD
Uganda Schilling	UGX
UK Pounds Sterling	UKL
United Arab Emirates Dirham	DHS
Uruguay New Peso	UYP
U.S. Dollar	USD
Venezuela Bolivar Fuerte	VEF
Western Samoa Tala	WST

# G Harmonized Tariff Unit of Measure Codes





# Harmonized Tariff Unit of Measure Codes

Table 204. Harmonized Tariff Unit of Measure Codes

Code	Unit of Measure
3 MI	3 Thousand Square Inches
ADJ	Adjustments
B56	56 Pound Bushel
BBL	Barrel
BFT	Board Feet
BTU	British Thermal Unit
BU	Bushel
C	One Hundred or Celsius
CAR	Carat
CD	Cord
CFT	Cubic Foot/Feet
CG	Centigrams
CGM	Content Gram
CKG	Content Kilogram
CLB	Content Pound
CLF	One Hundred Leaves
CM	Centimeter
CM3	Cubic Centimeters
CRT	Crate
CSI	100 Square Inches
CTN	Content Ton
CUR	Curie
CWT	Hundred Weight

Table 204. Harmonized Tariff Unit of Measure Codes, continued

Code	Unit of Measure
CY	Clean Yield
CYD	Cubic Yard
CYG	Clean Yield Gram
CYK	Clean Yield Kilogram
DEG	Degree
DOZ	Dozen
DPC	Dozen Pieces
DPR	Dozen Pair
EA	Each
F	Fahrenheit
FT	Feet
G	Grams
GAL	Gallon
GR	Gross
GRL	Gross Lines
GRM	Gram
GRO	Gross
HUN	Hundreds
HZ	Hertz
JWL	Jewels
K	1,000
KG	Kilogram
KGM	Kilogram



# Harmonized Tariff Unit of Measure Codes

Table 204. Harmonized Tariff Unit of Measure Codes, continued

Code	Unit of Measure
KHZ	Kilohertz
KM	1,000 Meters
KM2	1,000 Square Meters
KM3	1,000 Cubic Meters
KN	Kilo Newton
KPA	Kilopascal
KSB	1,000 Standard Brick
KW	Kilowatts
KWH	Kilowatt-hours
L	Liter
LB	Pound
LBC	Pound Including Container
LF	Leaf
LFT	Linear Foot
LIN	Linear
LNМ	Linear Meters
LTR	Liters
LYD	Linear Yard
M	Meters
M2	Square Meters
M3	Cubic Meters
MBE	Thousand Std Brick Equivalent
MBF	Thousand Board Feet

Table 204. Harmonized Tariff Unit of Measure Codes, continued

Code	Unit of Measure
MBQ	Megabacquerel
MC	Millicurie
MCF	Thousand Cubic Feet
MET	Meters
MFT	Thousand Feet
MG	Milligram
ML	Milliliter
MLF	Thousand Linear Feet
MPA	Millipascal
MSF	Thousand Square Feet
MSI	Thousand Square Inches
MYD	Thousand Yards
NO	Number
OZ	Ounces
PAR	Pair
PC	Piece
PCS	Pieces
PFG	Proof Gallon
PFL	Proof Liter
PK	Pack (Cards)
PR	Pair
PRS	Pair or Pairs
PSI	Pounds Per Square Inch





# Harmonized Tariff Unit of Measure Codes

Table 204. Harmonized Tariff Unit of Measure Codes, continued

Code	Unit of Measure
QT	Quart
ROL	Roll
SBE	Standard Brick Equivalent
SFT	Square Foot
SQ	Square(s)
SQI	Square Inch

Table 204. Harmonized Tariff Unit of Measure Codes, continued

Code	Unit of Measure
STN	Short Ton
SYD	Square Yard
TOZ	Troy Ounce
X	Quantity Not Required
YD	Yard
YN	Yarn

# H Vague Commodity Descriptions





# Vague Commodity Descriptions

This table lists commodity descriptions considered vague by the U.S. Bureau of Customs and Border Protection (CBP).

Table 205. Vague Commodity Descriptions

Vague Commodity	Vague Commodity Description
"A/C Parts"	"A/C Parts" is an incomplete description and not accepted by Customs. An example of an acceptable description is "Brake Caliper for Aircraft." Clearance delays may result if the contents are not completely and accurately described.
"AC Parts"	"AC Parts" is an incomplete description and not accepted by Customs. An example of an acceptable description is "Brake Caliper for Aircraft." Clearance delays may result if the contents are not completely and accurately described.
"Accessories"	"Accessories" is an incomplete description and not accepted by Customs. Specify the description of the contents being shipped. Clearance delays may result if the contents are not completely and accurately described.
"Advertising Material"	"Advertising Material" is an incomplete description and not accepted by Customs. An example of an acceptable description is "Plastic Advertising Signs." Clearance delays may result if the contents are not completely and accurately described.
"Aircraft Parts"	"Aircraft Parts" is an incomplete description and not accepted by Customs. An example of an acceptable description is "Brake Caliper for Aircraft." Clearance delays may result if the contents are not completely and accurately described.
"Aircraft Spare Parts"	"Aircraft Spare Parts" is an incomplete description and not accepted by Customs. An example of an acceptable description is "Brake Caliper for Aircraft." Clearance delays may result if the contents are not completely and accurately described.
"Aircraft Spares"	"Aircraft Spares" is an incomplete description and not accepted by Customs. An example of an acceptable description is "Brake Caliper for Aircraft." Clearance delays may result if the contents are not completely and accurately described.
"Antibodies"	"Antibodies" is an incomplete description and not accepted by Customs. An example of an acceptable description is "Human Antibodies." Clearance delays may result if the contents are not completely and accurately described.

Table 205. Vague Commodity Descriptions, continued

Vague Commodity	Vague Commodity Description
"Antibody"	"Antibody" is an incomplete description and not accepted by Customs. An example of an acceptable description is "Human Antibody." Clearance delays may result if the contents are not completely and accurately described.
"Apparel"	"Apparel" is an incomplete description and not accepted by Customs. An example of an acceptable description is "Men's T-shirt." Clearance delays may result if the contents are not completely and accurately described.
"Appliance"	"Appliance" is an incomplete description and not accepted by Customs. An example of an acceptable description is "Industrial Dishwasher." Clearance delays may result if the contents are not completely and accurately described.
"Appliances"	"Appliances" is an incomplete description and not accepted by Customs. An example of an acceptable description is "Industrial Dishwasher." Clearance delays may result if the contents are not completely and accurately described.
"Art"	"Art" is an incomplete description and not accepted by Customs. An example of an acceptable description is "Water Color Painting." Clearance delays may result if the contents are not completely and accurately described.
"As Per Attached INV"	"As Per Attached INV" is an incomplete description and not accepted by Customs. Specify the description of the contents being shipped. Clearance delays may result if the contents are not completely and accurately described.
"Assorted Merchandise"	"Assorted Merchandise" is an incomplete description and not accepted by Customs. Specify the description of the contents being shipped. Clearance delays may result if the contents are not completely and accurately described.
"Auto Part"	"Auto Parts" is an incomplete description and not accepted by Customs. An example of an acceptable description is "Used Auto Parts: Remanufactured Alternator." Clearance delays may result if the contents are not completely and accurately described.
"Auto Parts"	"Auto Parts" is an incomplete description and not accepted by Customs. An example of an acceptable description is "Used Auto Parts: Remanufactured Alternator." Clearance delays may result if the contents are not completely and accurately described.
"Automotive Parts"	"Automotive Parts" is an incomplete description and not accepted by Customs. An example of an acceptable description is "Used Auto Parts: Remanufactured



# Vague Commodity Descriptions

Table 205. Vague Commodity Descriptions, continued

Vague Commodity	Vague Commodity Description
	Alternator." Clearance delays may result if the contents are not completely and accurately described.
"Autoparts"	"Autoparts" is an incomplete description and not accepted by Customs. An example of an acceptable description is "Used Auto Parts: Remanufactured Alternator." Clearance delays may result if the contents are not completely and accurately described.
"Bag"	"Bag" is an incomplete description and not accepted by Customs. Specify the description of the contents being shipped. Clearance delays may result if the contents are not completely and accurately described.
"Battery"	"Battery" is an incomplete description and not accepted by Customs. An example of an acceptable description is "Car Battery." Clearance delays may result if the contents are not completely and accurately described.
"Bearing"	"Bearing" is an incomplete description and not accepted by Customs. An example of an acceptable description is "Ball Bearing." Clearance delays may result if the contents are not completely and accurately described.
"Belts"	"Belts" is an incomplete description and not accepted by Customs. An example of an acceptable description is "Leather Belts." Clearance delays may result if the contents are not completely and accurately described.
"Box"	"Box" is an incomplete description and not accepted by Customs. Specify the description of the contents being shipped. Clearance delays may result if the contents are not completely and accurately described.
"Brake Parts"	"Brake Parts" is an incomplete description and not accepted by Customs. An example of an acceptable description is "Brake Caliper." Clearance delays may result if the contents are not completely and accurately described.
"Brake"	"Brake" is an incomplete description and not accepted by Customs. An example of an acceptable description is "Automobile Brake." Clearance delays may result if the contents are not completely and accurately described.
"Business Correspondence"	"Business Correspondence" is an incomplete description and not accepted by Customs. An example of an acceptable description is "Legal Contract." Clearance delays may result if the contents are not completely and accurately described.

Table 205. Vague Commodity Descriptions, continued

Vague Commodity	Vague Commodity Description
"Cable"	"Cable" is an incomplete description and not accepted by Customs. An example of an acceptable description is "Copper Cable." Clearance delays may result if the contents are not completely and accurately described.
"Cap"	"Cap" is an incomplete description and not accepted by Customs. An example of an acceptable description is "Baseball Caps." Clearance delays may result if the contents are not completely and accurately described.
"Caps"	"Caps" is an incomplete description and not accepted by Customs. An example of an acceptable description is "Baseball Caps." Clearance delays may result if the contents are not completely and accurately described.
"Carton"	"Carton" is an incomplete description and not accepted by Customs. Specify the description of the contents being shipped. Clearance delays may result if the contents are not completely and accurately described.
"CD"	"CD" is an incomplete description and not accepted by Customs. An example of an acceptable description is "Jazz Music CD." Clearance delays may result if the contents are not completely and accurately described.
"CDs"	"CDs" is an incomplete description and not accepted by Customs. An example of an acceptable description is "Jazz Music CDs." Clearance delays may result if the contents are not completely and accurately described.
"Cell Line"	"Cell Line" is an incomplete description and not accepted by Customs. Specify the name of the material, reason for import and its origin: plant, animal, human. Clearance delays may result if the contents are not completely and accurately described.
"Cells"	"Cells" is an incomplete description and not accepted by Customs. Specify the name of the material, reason for import and its origin: plant, animal, human. Clearance delays may result if the contents are not completely and accurately described.
"Chemical"	"Chemical" is an incomplete description and not accepted by Customs. Please provide the actual chemical name and UN HAZMAT #. Clearance delays may result if the contents are not completely and accurately described.



# Vague Commodity Descriptions

Table 205. Vague Commodity Descriptions, continued

Vague Commodity	Vague Commodity Description
"Chemicals"	"Chemicals" is an incomplete description and not accepted by Customs. Please provide the actual chemical name and UN HAZMAT #. Clearance delays may result if the contents are not completely and accurately described.
"Chip"	"Chip" is an incomplete description and not accepted by Customs. An example of an acceptable description is "Computer Integrated Circuit." Clearance delays may result if the contents are not completely and accurately described.
"Christmas Gifts"	"Christmas Gift" is an incomplete description and not accepted by Customs. Specify the description of the contents being shipped. Clearance delays may result if the contents are not completely and accurately described.
"CI Attached"	"CI Attached" is an incomplete description and not accepted by Customs. Specify the description of the contents being shipped. Clearance delays may result if the contents are not completely and accurately described.
"Civil Aircraft Parts"	"Civil Aircraft Parts" is an incomplete description and not accepted by Customs. An example of an acceptable description is "Brake Caliper for Aircraft." Clearance delays may result if the contents are not completely and accurately described.
"Civil Aircraft Spares"	"Civil Aircraft Spares" is an incomplete description and not accepted by Customs. An example of an acceptable description is "Brake Caliper for Aircraft." Clearance delays may result if the contents are not completely and accurately described.
"Clothes / Textiles"	"Clothes / Textiles" is an incomplete description and not accepted by Customs. An example of an acceptable description is "Men's T-shirts." Clearance delays may result if the contents are not completely and accurately described.
"Clothes"	"Clothes" is an incomplete description and not accepted by Customs. An example of an acceptable description is "Men's T-shirts." Clearance delays may result if the contents are not completely and accurately described.
"Clothing and Accessories"	"Clothing and Accessories" is an incomplete description and not accepted by Customs. An example of an acceptable description is "Men's T-shirts." Clearance delays may result if the contents are not completely and accurately described.

Table 205. Vague Commodity Descriptions, continued

Vague Commodity	Vague Commodity Description
"Clothing"	"Clothing" is an incomplete description and not accepted by Customs. An example of an acceptable description is "Men's T-shirts." Clearance delays may result if the contents are not completely and accurately described.
"Comat"	"Comat" is an incomplete description and not accepted by Customs. An example of an acceptable description is "Office Correspondence." Clearance delays may result if the contents are not completely and accurately described.
"Commercial Invoice"	"Commercial Invoice" is an incomplete description and not accepted by Customs. Specify the description of the contents being shipped. Clearance delays may result if the contents are not completely and accurately described.
"Components"	"Components" is an incomplete description and not accepted by Customs. Specify the description of the contents being shipped. Clearance delays may result if the contents are not completely and accurately described.
"Computer Parts"	"Computer Parts" is an incomplete description and not accepted by Customs. An example of an acceptable description is "PC Cooling Motor for Motherboard." Clearance delays may result if the contents are not completely and accurately described.
"Computer Peripherals"	"Computer Peripherals" is an incomplete description and not accepted by Customs. An example of an acceptable description is "Computer CD Players." Clearance delays may result if the contents are not completely and accurately described.
"Connector"	"Connector" is an incomplete description and not accepted by Customs. Specify the description of the contents being shipped. Clearance delays may result if the contents are not completely and accurately described.
"Cosmetic Products"	"Cosmetic Products" is an incomplete description and not accepted by Customs. An example of an acceptable description is "Women's Fragrance." Clearance delays may result if the contents are not completely and accurately described.
"Cosmetics"	"Cosmetics" is an incomplete description and not accepted by Customs. An example of an acceptable description is "Women's Fragrance." Clearance delays may result if the contents are not completely and accurately described.



# Vague Commodity Descriptions

Table 205. Vague Commodity Descriptions, continued

Vague Commodity	Vague Commodity Description
"Culture"	"Culture" is an incomplete description and not accepted by Customs. Specify the name of the material, reason for import and its origin: plant, animal, human. Clearance delays may result if the contents are not completely and accurately described.
"Dangerous Good"	"Dangerous Good" is an incomplete description and not accepted by Customs. Please provide the actual chemical or product name and the UN HAZMAT #. Clearance delays may result if the contents are not completely and accurately described.
"Dangerous Goods"	"Dangerous Goods" is an incomplete description and not accepted by Customs. Please provide the actual chemical or product name and the UN HAZMAT #. Clearance delays may result if the contents are not completely and accurately described.
"Data Processing Part"	"Data Processing Part" is an incomplete description and not accepted by Customs. An example of an acceptable description is "PC Cooling Motor for Motherboard." Clearance delays may result if the contents are not completely and accurately described.
"Data Processing Parts"	"Data Processing Parts" is an incomplete description and not accepted by Customs. An example of an acceptable description is "PC Cooling Motor for Motherboard." Clearance delays may result if the contents are not completely and accurately described.
"Defective Goods"	"Defective Goods" is an incomplete description and not accepted by Customs. Specify the description of the contents being shipped. Clearance delays may result if the contents are not completely and accurately described.
"DESC N"	"DESC N" is an incomplete description and not accepted by Customs. Specify the description of the contents being shipped. Clearance delays may result if the contents are not completely and accurately described.
"DESCRI"	"DESCRI" is an incomplete description and not accepted by Customs. Specify the description of the contents being shipped. Clearance delays may result if the contents are not completely and accurately described.
"DG"	"DG" is an incomplete description and not accepted by Customs. Please provide the actual chemical or product name and the UN HAZMAT #.

Table 205. Vague Commodity Descriptions, continued

Vague Commodity	Vague Commodity Description
	Clearance delays may result if the contents are not completely and accurately described.
"DGs"	"DGs" is an incomplete description and not accepted by Customs. Please provide the actual chemical or product name and the UN HAZMAT #. Clearance delays may result if the contents are not completely and accurately described.
"Disk"	"Disk" is an incomplete description and not accepted by Customs. An example of an acceptable description is "Business Correspondence on a Floppy Disk." Clearance delays may result if the contents are not completely and accurately described.
"Disks"	"Disks" is an incomplete description and not accepted by Customs. An example of an acceptable description is "Business Correspondence on Floppy Disks." Clearance delays may result if the contents are not completely and accurately described.
"Display"	"Display" is an incomplete description and not accepted by Customs. An example of an acceptable description is "Liquid Crystal Display (LCD) - Desktop Projector." Clearance delays may result if the contents are not completely and accurately described.
"DNA"	"DNA" is an incomplete description and not accepted by Customs. Specify the name of the material, reason for import and its origin: plant, animal, human. Clearance delays may result if the contents are not completely and accurately described.
"Doc"	"Doc" is an incomplete description and not accepted by Customs. An example of an acceptable description is "Office Correspondence." Clearance delays may result if the contents are not completely and accurately described.
"Document"	"Document" is an incomplete description and not accepted by Customs. An example of an acceptable description is "Birth Certificate." Clearance delays may result if the contents are not completely and accurately described.
"Documentation"	"Documentation" is an incomplete description and not accepted by Customs. An example of an acceptable description is "Office Correspondence." Clearance delays may result if the contents are not completely and accurately described.



# Vague Commodity Descriptions

Table 205. Vague Commodity Descriptions, continued

Vague Commodity	Vague Commodity Description
"Documents"	"Documents" is an incomplete description and not accepted by Customs. An example of an acceptable description is "Birth Certificate." Clearance delays may result if the contents are not completely and accurately described.
"Drug"	"Drug" is an incomplete description and not accepted by Customs. Specify the name of the medication or product being shipped and its intended use. Clearance delays may result if the contents are not completely and accurately described.
"Drugs"	"Drugs" is an incomplete description and not accepted by Customs. Specify the name of the medication or product being shipped and its intended use. Clearance delays may result if the contents are not completely and accurately described.
"Dry Ice"	"Dry Ice" is an incomplete description and not accepted by Customs. An example of an acceptable description is "Pork Ribs in Dry Ice." Clearance delays may result if the contents are not completely and accurately described.
"DVD"	"DVD" is an incomplete description and not accepted by Customs. An example of an acceptable description is "DVD Player." Clearance delays may result if the contents are not completely and accurately described.
"DVDs"	"DVDs" is an incomplete description and not accepted by Customs. An example of an acceptable description is "DVD Movies." Clearance delays may result if the contents are not completely and accurately described.
"Electrical Parts"	"Electrical Parts" is an incomplete description and not accepted by Customs. An example of an acceptable description is "Transistor." Clearance delays may result if the contents are not completely and accurately described.
"Electronic Component"	"Electronic Component" is an incomplete description and not accepted by Customs. An example of an acceptable description is "Transistor." Clearance delays may result if the contents are not completely and accurately described.
"Electronic Components"	"Electronic Components" is an incomplete description and not accepted by Customs. An example of an acceptable description is "Capacitor." Clearance delays may result if the contents are not completely and accurately described.

Table 205. Vague Commodity Descriptions, continued

Vague Commodity	Vague Commodity Description
"Electronic Equipment"	"Electronic Equipment" is an incomplete description and not accepted by Customs. An example of an acceptable description is "DVD Player." Clearance delays may result if the contents are not completely and accurately described.
"Electronic Good"	"Electronic Good" is an incomplete description and not accepted by Customs. An example of an acceptable description is "DVD Players." Clearance delays may result if the contents are not completely and accurately described.
"Electronic Goods"	"Electronic Goods" is an incomplete description and not accepted by Customs. An example of an acceptable description is "DVD Players." Clearance delays may result if the contents are not completely and accurately described.
"Electronic Part"	"Electronic Part" is an incomplete description and not accepted by Customs. An example of an acceptable description is "Transistor." Clearance delays may result if the contents are not completely and accurately described.
"Electronic Parts"	"Electronic Parts" is an incomplete description and not accepted by Customs. An example of an acceptable description is "Transistors." Clearance delays may result if the contents are not completely and accurately described.
"Electronic"	"Electronic" is an incomplete description and not accepted by Customs. An example of an acceptable description is "DVD Player." Clearance delays may result if the contents are not completely and accurately described.
"Electronics"	"Electronics" is an incomplete description and not accepted by Customs. An example of an acceptable description is "DVD Player." Clearance delays may result if the contents are not completely and accurately described.
"Equipment"	"Equipment" is an incomplete description and not accepted by Customs. Specific Description of the Type of equipment and its intended use is required. Clearance delays may result if the contents are not completely and accurately described.
"Fabric Samples"	"Fabric Samples" is an incomplete description and not accepted by Customs. An example of an acceptable description is "Women's Fabric for Clothing - 100% Cotton." Clearance delays may result if the contents are not completely and accurately described.
"Fabric"	"Fabric" is an incomplete description and not accepted by Customs. An example of an acceptable description is "Women's Fabric for Clothing - 100%





# Vague Commodity Descriptions

Table 205. Vague Commodity Descriptions, continued

Vague Commodity	Vague Commodity Description
	Cotton." Clearance delays may result if the contents are not completely and accurately described.
"Fabrics"	"Fabrics" is an incomplete description and not accepted by Customs. An example of an acceptable description is "Women's Fabric for Clothing - 100% Cotton." Clearance delays may result if the contents are not completely and accurately described.
"FAC "	"FAC " is an incomplete description and not accepted by Customs. Specify the description of the contents being shipped. Clearance delays may result if the contents are not completely and accurately described.
"FAK "	"FAK " is an incomplete description and not accepted by Customs. Specify the description of the contents being shipped. Clearance delays may result if the contents are not completely and accurately described.
"Flooring"	"Flooring" is an incomplete description and not accepted by Customs. An example of an acceptable description is "Ceramic Tiles." Clearance delays may result if the contents are not completely and accurately described.
"Food Items"	"Food Items" is an incomplete description and not accepted by Customs. An example of an acceptable description is "Canned Pasta." Clearance delays may result if the contents are not completely and accurately described.
"Food"	"Food" is an incomplete description and not accepted by Customs. An example of an acceptable description is "Homemade Cookies." Clearance delays may result if the contents are not completely and accurately described.
"Foodstuff"	"Foodstuff" is an incomplete description and not accepted by Customs. An example of an acceptable description is "Chocolate Bars." Clearance delays may result if the contents are not completely and accurately described.
"Foodstuffs"	"Foodstuffs" is an incomplete description and not accepted by Customs. An example of an acceptable description is "Chocolate Bars." Clearance delays may result if the contents are not completely and accurately described.
"Freight Of All Kinds"	"Freight Of All Kinds" is an incomplete description and not accepted by Customs. Specify the description of the contents being shipped. Clearance delays may result if the contents are not completely and accurately described.

Table 205. Vague Commodity Descriptions, continued

Vague Commodity	Vague Commodity Description
"General Cargo"	"General Cargo" is an incomplete description and not accepted by Customs. Specify the description of the contents being shipped. Clearance delays may result if the contents are not completely and accurately described.
"Gift"	"Gift" is an incomplete description and not accepted by Customs. An example of an acceptable description is "Book sent as a Christmas Gift." Clearance delays may result if the contents are not completely and accurately described.
"Gifts"	"Gifts" is an incomplete description and not accepted by Customs. An example of an acceptable description is "Books sent as a Christmas Gift." Clearance delays may result if the contents are not completely and accurately described.
"Goods"	"Goods" is an incomplete description and not accepted by Customs. An example of an acceptable description is "Personal Effects." Clearance delays may result if the contents are not completely and accurately described.
"Hardware"	"Hardware" is an incomplete description and not accepted by Customs. An example of an acceptable description is "CD Player." Clearance delays may result if the contents are not completely and accurately described.
"Haz Mat"	"Haz Mat" is an incomplete description and not accepted by Customs. Please provide the actual chemical or product name and the UN HAZMAT #. Clearance delays may result if the contents are not completely and accurately described.
"Haz Material"	"Haz Material" is an incomplete description and not accepted by Customs. Please provide the actual chemical or product name and the UN HAZMAT #. Clearance delays may result if the contents are not completely and accurately described.
"Haz Materials"	"Haz Materials" is an incomplete description and not accepted by Customs. Please provide the actual chemical or product name and the UN HAZMAT #. Clearance delays may result if the contents are not completely and accurately described.
"Hazardous Chemical"	"Hazardous Chemical" Materials is an incomplete description and not accepted by Customs. Please provide the actual chemical or product name and the UN HAZMAT #. Clearance delays may result if the contents are not completely and accurately described.





# Vague Commodity Descriptions

Table 205. Vague Commodity Descriptions, continued

Vague Commodity	Vague Commodity Description
"Hazardous Chemicals"	"Hazardous Chemicals" Materials is an incomplete description and not accepted by Customs. Please provide the actual chemical or product name and the UN HAZMAT #. Clearance delays may result if the contents are not completely and accurately described.
"Hazardous Good"	"Hazardous Good" is an incomplete description and not accepted by Customs. Please provide the actual chemical or product name and the UN HAZMAT #. Clearance delays may result if the contents are not completely and accurately described.
"Hazardous Goods"	"Hazardous Goods" is an incomplete description and not accepted by Customs. Please provide the actual chemical or product name and the UN HAZMAT #. Clearance delays may result if the contents are not completely and accurately described.
"Hazardous Material"	"Hazardous Material" is an incomplete description and not accepted by Customs. Please provide the actual chemical or product name and the UN HAZMAT #. Clearance delays may result if the contents are not completely and accurately described.
"Hazardous Materials"	"Hazardous Materials" is an incomplete description and not accepted by Customs. Please provide the actual chemical or product name and the UN HAZMAT #. Clearance delays may result if the contents are not completely and accurately described.
"HazMat"	"HazMat" is an incomplete description and not accepted by Customs. Please provide the actual chemical or product name and the UN HAZMAT #. Clearance delays may result if the contents are not completely and accurately described.
"Household Goods"	"Household Goods" is an incomplete description and not accepted by Customs. Specify the description of the contents being shipped. Clearance delays may result if the contents are not completely and accurately described.
"HS #"	"HS #" is an incomplete description and not accepted by Customs. Please provide the full digit Harmonized Code if available and the description of the product. Clearance delays may result if the contents are not completely and accurately described.

Table 205. Vague Commodity Descriptions, continued

Vague Commodity	Vague Commodity Description
"HS NON"	"HS NON" is an incomplete description and not accepted by Customs. Please provide the full digit Harmonized Code if available and the description of the product. Clearance delays may result if the contents are not completely and accurately described.
"HS#"	"HS#" is an incomplete description and not accepted by Customs. Please provide the full digit Harmonized Code if available and the description of the product. Clearance delays may result if the contents are not completely and accurately described.
"I C"	"I C" is an incomplete description and not accepted by Customs. An example of an acceptable description is "Integrated Circuits - EEPROM." Clearance delays may result if the contents are not completely and accurately described.
"IC"	"IC" is an incomplete description and not accepted by Customs. An example of an acceptable description is "Integrated Circuits - EEPROM." Clearance delays may result if the contents are not completely and accurately described.
"ILLEDG"	"ILLEDG" is an incomplete description and not accepted by Customs. Specify the description of the contents being shipped. Clearance delays may result if the contents are not completely and accurately described.
"Illegible"	"Illegible" is an incomplete description and not accepted by Customs. Specify the description of the contents being shipped. Clearance delays may result if the contents are not completely and accurately described.
"Implants"	"Implants" is an incomplete description and not accepted by Customs. An example of an acceptable description is "Dental Implants." Clearance delays may result if the contents are not completely and accurately described.
"Industrial Goods"	"Industrial Goods" is an incomplete description and not accepted by Customs. Specify the description of the contents being shipped. Clearance delays may result if the contents are not completely and accurately described.
"Integrated Circuit"	"Integrated Circuit" is an incomplete description and not accepted by Customs. An example of an acceptable description is "Integrated Circuit - EEPROM." Clearance delays may result if the contents are not completely and accurately described.



# Vague Commodity Descriptions

Table 205. Vague Commodity Descriptions, continued

Vague Commodity	Vague Commodity Description
"Integrated Circuits"	"Integrated Circuits" is an incomplete description and not accepted by Customs. An example of an acceptable description is "Integrated Circuits - EEPROM." Clearance delays may result if the contents are not completely and accurately described.
"Iron"	"Iron" is an incomplete description and not accepted by Customs. An example of an acceptable description is "Steam Iron." Clearance delays may result if the contents are not completely and accurately described.
"Items"	"Items" is an incomplete description and not accepted by Customs. Specify the description of the contents being shipped. Clearance delays may result if the contents are not completely and accurately described.
"Jeans"	"Jeans" is an incomplete description and not accepted by Customs. An example of an acceptable description is "Ladies Denim Jeans." Clearance delays may result if the contents are not completely and accurately described.
"Jewelry"	"Jewelry" is an incomplete description and not accepted by Customs. An example of an acceptable description is "18 Carat Gold Necklace." Clearance delays may result if the contents are not completely and accurately described.
"Laboratory Reagents"	"Laboratory Reagents" is an incomplete description and not accepted by Customs. Please provide the actual chemical or product name and the UN HAZMAT #. Clearance delays may result if the contents are not completely and accurately described.
"Ladies Apparel"	"Ladies Apparel" is an incomplete description and not accepted by Customs. An example of an acceptable description is "Women's leather shoes." Clearance delays may result if the contents are not completely and accurately described.
"Leather Article"	"Leather Article" is an incomplete description and not accepted by Customs. An example of an acceptable description is "Leather Purse." Clearance delays may result if the contents are not completely and accurately described.
"Leather Articles"	"Leather Articles" is an incomplete description and not accepted by Customs. An example of an acceptable description is "Leather Purse." Clearance delays may result if the contents are not completely and accurately described.

Table 205. Vague Commodity Descriptions, continued

Vague Commodity	Vague Commodity Description
"Leather"	"Leather" is an incomplete description and not accepted by Customs. An example of an acceptable description is "Leather Belts." Clearance delays may result if the contents are not completely and accurately described.
"Letter"	"Letter" is an incomplete description and not accepted by Customs. An example of an acceptable description is "Personal Correspondence." Clearance delays may result if the contents are not completely and accurately described.
"Liquid"	"Liquid" is an incomplete description and not accepted by Customs. Please provide the actual chemical or product name and the UN HAZMAT #. Clearance delays may result if the contents are not completely and accurately described.
"Luggage"	"Luggage" is an incomplete description and not accepted by Customs. Specify the description of the contents being shipped. Clearance delays may result if the contents are not completely and accurately described.
"Machine Part"	"Machine Part" is an incomplete description and not accepted by Customs. An example of an acceptable description is "Remanufactured Alternator for a Farm Tractor." Clearance delays may result if the contents are not completely and accurately described.
"Machine Parts"	"Machine Parts" is an incomplete description and not accepted by Customs. An example of an acceptable description is "Remanufactured Alternator for a Farm Tractor." Clearance delays may result if the contents are not completely and accurately described.
"Machinery"	"Machinery" is an incomplete description and not accepted by Customs. An example of an acceptable description is "Wood Cutting Machine." Clearance delays may result if the contents are not completely and accurately described.
"Machines"	"Machines" is an incomplete description and not accepted by Customs. An example of an acceptable description is "Wood Cutting Machine." Clearance delays may result if the contents are not completely and accurately described.
"Medical Equipment"	"Medical Equipment" is an incomplete description and not accepted by Customs. An example of an acceptable description is "Defibrillator." Clearance delays may result if the contents are not completely and accurately described.



# Vague Commodity Descriptions

Table 205. Vague Commodity Descriptions, continued

Vague Commodity	Vague Commodity Description
"Medical Parts"	"Medical Parts" is an incomplete description and not accepted by Customs. An example of an acceptable description is "Electric Wire for Medical Equipment." Clearance delays may result if the contents are not completely and accurately described.
"Medical Spare Parts"	"Medical Spare Parts" is an incomplete description and not accepted by Customs. An example of an acceptable description is "Electric Wire for Medical Equipment." Clearance delays may result if the contents are not completely and accurately described.
"Medical Supplies"	"Medical Supplies" is an incomplete description and not accepted by Customs. Please provide the specific name of the medication or product being shipped and its intended use. Clearance delays may result if the contents are not completely and accurately described.
"Medicaments"	"Medicaments" is an incomplete description and not accepted by Customs. Please provide the specific name of the medication or product being shipped and its intended use. Clearance delays may result if the contents are not completely and accurately described.
"Medication"	"Medication" is an incomplete description and not accepted by Customs. Please provide the specific name of the medication or product being shipped and its intended use. Clearance delays may result if the contents are not completely and accurately described.
"Medications"	"Medications" is an incomplete description and not accepted by Customs. Please provide the specific name of the medication or product being shipped and its intended use. Clearance delays may result if the contents are not completely and accurately described.
"Medicine"	"Medicine" is an incomplete description and not accepted by Customs. Please provide the specific name of the medication or product being shipped and its intended use. Clearance delays may result if the contents are not completely and accurately described.
"Medicines"	"Medicines" is an incomplete description and not accepted by Customs. Please provide the specific name of the medication or product being shipped and its intended use. Clearance delays may result if the contents are not completely and accurately described.

Table 205. Vague Commodity Descriptions, continued

Vague Commodity	Vague Commodity Description
"Meds"	"Meds" is an incomplete description and not accepted by Customs. Please provide the specific name of the medication or product being shipped and its intended use. Clearance delays may result if the contents are not completely and accurately described.
"Men's Apparel"	"Men's Apparel" is an incomplete description and not accepted by Customs. An example of an acceptable description is "Men's Summer T-Shirt." Clearance delays may result if the contents are not completely and accurately described.
"Metal Work"	"Metal Work" is an incomplete description and not accepted by Customs. An example of an acceptable description is "Copper Pipe." Clearance delays may result if the contents are not completely and accurately described.
"Miscellaneous Items"	"Miscellaneous Items" is an incomplete description and not accepted by Customs. Specify the description of the contents being shipped. Clearance delays may result if the contents are not completely and accurately described.
"NAFTA"	"NAFTA" is an incomplete description and not accepted by Customs. Specify the description of the contents being shipped. Clearance delays may result if the contents are not completely and accurately described.
"New Goods"	"New Goods" is an incomplete description and not accepted by Customs. Specify the description of the contents being shipped. Clearance delays may result if the contents are not completely and accurately described.
"No CI"	"No CI" is an incomplete description and not accepted by Customs. Specify the description of the contents being shipped. Clearance delays may result if the contents are not completely and accurately described.
"NO COM"	"NO COM" is an incomplete description and not accepted by Customs. Specify the description of the contents being shipped. Clearance delays may result if the contents are not completely and accurately described.
"NO DES"	"NO DES" is an incomplete description and not accepted by Customs. Specify the description of the contents being shipped. Clearance delays may result if the contents are not completely and accurately described.



# Vague Commodity Descriptions

Table 205. Vague Commodity Descriptions, continued

Vague Commodity	Vague Commodity Description
"NON G"	"NON G" is an incomplete description and not accepted by Customs. Specify the description of the contents being shipped. Clearance delays may result if the contents are not completely and accurately described.
"Non-Hazardous"	"Non-Hazardous" is an incomplete description and not accepted by Customs. Please provide the proper name of the goods, if chemical, proper name and the UN #. Clearance delays may result if the contents are not completely and accurately described.
"NOT GI"	"NOT GI" is an incomplete description and not accepted by Customs. Specify the description of the contents being shipped. Clearance delays may result if the contents are not completely and accurately described.
"Packaging Supplies"	"Packaging Supplies" is an incomplete description and not accepted by Customs. An example of an acceptable description is "Bubble Plastic Wrap." Clearance delays may result if the contents are not completely and accurately described.
"Pants"	"Pants" is an incomplete description and not accepted by Customs. An example of an acceptable description is "Boy's Cotton Twill Pants." Clearance delays may result if the contents are not completely and accurately described.
"Paper"	"Paper" is an incomplete description and not accepted by Customs. An example of an acceptable description is "Legal Contract." Clearance delays may result if the contents are not completely and accurately described.
"Paperwork"	"Paperwork" is an incomplete description and not accepted by Customs. An example of an acceptable description is "Legal Contract." Clearance delays may result if the contents are not completely and accurately described.
"Part"	"Part" is an incomplete description and not accepted by Customs. An example of an acceptable description is "Brake Caliper for Aircraft." Clearance delays may result if the contents are not completely and accurately described.
"Parts Of"	"Parts Of" is an incomplete description and not accepted by Customs. An example of an acceptable description is "Brake Calipers for Aircraft." Clearance delays may result if the contents are not completely and accurately described.

Table 205. Vague Commodity Descriptions, continued

Vague Commodity	Vague Commodity Description
"Parts"	"Parts" is an incomplete description and not accepted by Customs. An example of an acceptable description is "Brake Calipers for Aircraft." Clearance delays may result if the contents are not completely and accurately described.
"PC Hardware"	"PC Hardware" is an incomplete description and not accepted by Customs. An example of an acceptable description is "Computer CD Player." Clearance delays may result if the contents are not completely and accurately described.
"PCB"	"PCB" is an incomplete description and not accepted by Customs. An example of an acceptable description is "Printed Circuit Board with Components for Television Set." Clearance delays may result if the contents are not completely and accurately described.
"PCBA"	"PCBA" is an incomplete description and not accepted by Customs. An example of an acceptable description is "Printed Circuit Board Assembly for Computer." Clearance delays may result if the contents are not completely and accurately described.
"Peripheral"	"Peripheral" is an incomplete description and not accepted by Customs. An example of an acceptable description is "Computer Printer." Clearance delays may result if the contents are not completely and accurately described.
"Personal Effects"	"Personal Effects" is an incomplete description and not accepted by Customs. Specify the description of the contents being shipped. Clearance delays may result if the contents are not completely and accurately described.
"Personal Item"	"Personal Item" is an incomplete description and not accepted by Customs. Specify the description of the contents being shipped. Clearance delays may result if the contents are not completely and accurately described.
"Personal Items"	"Personal Items" is an incomplete description and not accepted by Customs. Specify the description of the contents being shipped. Clearance delays may result if the contents are not completely and accurately described.
"Pharmaceuticals"	"Pharmaceuticals" is an incomplete description and not accepted by Customs. Please provide the specific name of the medication or product being shipped and its intended use. Clearance delays may result if the contents are not completely and accurately described.



# Vague Commodity Descriptions

Table 205. Vague Commodity Descriptions, continued

Vague Commodity	Vague Commodity Description
"PIB"	"PIB" is an incomplete description and not accepted by Customs. Specify the description of the contents being shipped. Clearance delays may result if the contents are not completely and accurately described.
"PIBs"	"PIBs" is an incomplete description and not accepted by Customs. Specify the description of the contents being shipped. Clearance delays may result if the contents are not completely and accurately described.
"Pipe"	"Pipe" is an incomplete description and not accepted by Customs. An example of an acceptable description is "Steel Pipe." Clearance delays may result if the contents are not completely and accurately described.
"Pipes"	"Pipes" is an incomplete description and not accepted by Customs. An example of an acceptable description is "Steel Pipes." Clearance delays may result if the contents are not completely and accurately described.
"Plastic Good"	"Plastic Good" is an incomplete description and not accepted by Customs. An example of an acceptable description is "Plastic Knife." Clearance delays may result if the contents are not completely and accurately described.
"Plastic Goods"	"Plastic Goods" is an incomplete description and not accepted by Customs. An example of an acceptable description is "Plastic Knives." Clearance delays may result if the contents are not completely and accurately described.
"Plastic Parts"	"Plastic Parts" is an incomplete description and not accepted by Customs. An example of an acceptable description is "Plastic Knives." Clearance delays may result if the contents are not completely and accurately described.
"Plastic"	"Plastic" is an incomplete description and not accepted by Customs. An example of an acceptable description is "Women's Plastic Shoes." Clearance delays may result if the contents are not completely and accurately described.
"Polyurethane"	"Polyurethane" is an incomplete description and not accepted by Customs. An example of an acceptable description is "Polyurethane Medical Gloves." Clearance delays may result if the contents are not completely and accurately described.
"Power Supply"	"Power Supply" is an incomplete description and not accepted by Customs. An example of an acceptable description is "Power Supply Module for ADP

Table 205. Vague Commodity Descriptions, continued

Vague Commodity	Vague Commodity Description
	Machines." Clearance delays may result if the contents are not completely and accurately described.
"Precious Metal"	"Precious Metal" is an incomplete description and not accepted by Customs. An example of an acceptable description is "18 Carat Gold Necklace." Clearance delays may result if the contents are not completely and accurately described.
"Printed Circuit Board"	"Printed Circuit Board" is an incomplete description and not accepted by Customs. An example of an acceptable description is "Printed Circuit Board with Components for Television Set." Clearance delays may result if the contents are not completely and accurately described.
"Printed Material"	"Printed Material" is an incomplete description and not accepted by Customs. An example of an acceptable description is "TV Owner's Manual." Clearance delays may result if the contents are not completely and accurately described.
"Printed Materials"	"Printed Materials" is an incomplete description and not accepted by Customs. An example of an acceptable description is "TV Owner's Manuals." Clearance delays may result if the contents are not completely and accurately described.
"Printed Matter"	"Printed Matter" is an incomplete description and not accepted by Customs. An example of an acceptable description is "TV Owner's Manual" Clearance delays may result if the contents are not completely and accurately described.
"Printed Matters"	"Printed Matters" is an incomplete description and not accepted by Customs. An example of an acceptable description is "TV Owner's Manuals" Clearance delays may result if the contents are not completely and accurately described.
"Promo Item"	"Promo Item" is an incomplete description and not accepted by Customs. An example of an acceptable description is "Promotional Inflatable Balloons not for resale." Clearance delays may result if the contents are not completely and accurately described.
"Promo Items"	"Promo Items" is an incomplete description and not accepted by Customs. An example of an acceptable description is "Promotional Inflatable Balloons not for resale." Clearance delays may result if the contents are not completely and accurately described.



# Vague Commodity Descriptions

Table 205. Vague Commodity Descriptions, continued

Vague Commodity	Vague Commodity Description
"Promo Material"	"Promo Material" is an incomplete description and not accepted by Customs. An example of an acceptable description is "Promotional Inflatable Balloons not for resale." Clearance delays may result if the contents are not completely and accurately described.
"Promo Materials"	"Promo Materials" is an incomplete description and not accepted by Customs. An example of an acceptable description is "Promotional Inflatable Balloons not for resale." Clearance delays may result if the contents are not completely and accurately described.
"Promotional Item"	"Promotional Item" is an incomplete description and not accepted by Customs. An example of an acceptable description is "Promotional Inflatable Balloons not for resale." Clearance delays may result if the contents are not completely and accurately described.
"Promotional Items"	"Promotional Items" is an incomplete description and not accepted by Customs. An example of an acceptable description is "Promotional Inflatable Balloons not for resale." Clearance delays may result if the contents are not completely and accurately described.
"Promotional Material"	"Promotional Material" is an incomplete description and not accepted by Customs. An example of an acceptable description is "Promotional Inflatable Balloons not for resale." Clearance delays may result if the contents are not completely and accurately described.
"Promotional Materials"	"Promotional Materials" is an incomplete description and not accepted by Customs. An example of an acceptable description is "Promotional Inflatable Balloons not for resale." Clearance delays may result if the contents are not completely and accurately described.
"Promotional"	"Promotional" is an incomplete description and not accepted by Customs. An example of an acceptable description is "Promotional Inflatable Balloons not for resale." Clearance delays may result if the contents are not completely and accurately described.
"Receivers"	"Receivers" is an incomplete description and not accepted by Customs. An example of an acceptable description is "Stereo Receiver." Clearance delays may result if the contents are not completely and accurately described.

Table 205. Vague Commodity Descriptions, continued

Vague Commodity	Vague Commodity Description
"Records"	"Records" is an incomplete description and not accepted by Customs. An example of an acceptable description is "Office Correspondence." Clearance delays may result if the contents are not completely and accurately described.
"Report"	"Report" is an incomplete description and not accepted by Customs. An example of an acceptable description is "Business Correspondence - Annual Report." Clearance delays may result if the contents are not completely and accurately described.
"Rod"	"Rod" is an incomplete description and not accepted by Customs. An example of an acceptable description is "Fishing Rod." Clearance delays may result if the contents are not completely and accurately described.
"Rods"	"Rods" is an incomplete description and not accepted by Customs. An example of an acceptable description is "Aluminum Rods." Clearance delays may result if the contents are not completely and accurately described.
"Rubber Articles"	"Rubber Articles" is an incomplete description and not accepted by Customs. An example of an acceptable description is "Rubber Hoses." Clearance delays may result if the contents are not completely and accurately described.
"Rubber"	"Rubber" is an incomplete description and not accepted by Customs. An example of an acceptable description is "Rubber Tires." Clearance delays may result if the contents are not completely and accurately described.
"Said To Contain"	"Said To Contain" is an incomplete description and not accepted by Customs. Specify the description of the contents being shipped. Clearance delays may result if the contents are not completely and accurately described.
"Sample"	"Sample" is an incomplete description and not accepted by Customs. An example of an acceptable description is "Plastic Bags - SAMPLE." Clearance delays may result if the contents are not completely and accurately described.
"Samples"	"Samples" is an incomplete description and not accepted by Customs. An example of an acceptable description is "Plastic Bags - SAMPLE." Clearance delays may result if the contents are not completely and accurately described.
"Scrap"	"Scrap" is an incomplete description and not accepted by Customs. An example of an acceptable description is "Steel Scrap Billets." Clearance delays may result if the contents are not completely and accurately described.



# Vague Commodity Descriptions

Table 205. Vague Commodity Descriptions, continued

Vague Commodity	Vague Commodity Description
"See Attached"	"See Attached" is an incomplete description and not accepted by Customs. Specify the description of the contents being shipped. Clearance delays may result if the contents are not completely and accurately described.
"SEE CO"	"SEE CO" is an incomplete description and not accepted by Customs. Specify the description of the contents being shipped. Clearance delays may result if the contents are not completely and accurately described.
"SEE IN"	"SEE IN" is an incomplete description and not accepted by Customs. Specify the description of the contents being shipped. Clearance delays may result if the contents are not completely and accurately described.
"See Invoice"	"See Invoice" is an incomplete description and not accepted by Customs. Specify the description of the contents being shipped. Clearance delays may result if the contents are not completely and accurately described.
"Shirt"	"Shirt" is an incomplete description and not accepted by Customs. An example of an acceptable description is "Men's 100% Cotton Long Sleeve Shirt." Clearance delays may result if the contents are not completely and accurately described.
"Software"	"Software" is an incomplete description and not accepted by Customs. An example of an acceptable description is "Software Game on CD-ROM - "Halo 2"." Clearance delays may result if the contents are not completely and accurately described.
"Spare Parts for Machine"	"Spare Parts for Machine" is an incomplete description and not accepted by Customs. An example of an acceptable description is "Alternator - New." Clearance delays may result if the contents are not completely and accurately described.
"Spare Parts"	"Spare Parts" is an incomplete description and not accepted by Customs. An example of an acceptable description is "Alternator - Used." Clearance delays may result if the contents are not completely and accurately described.
"Spares"	"Spares" is an incomplete description and not accepted by Customs. An example of an acceptable description is "Alternator - New." Clearance delays may result if the contents are not completely and accurately described.

Table 205. Vague Commodity Descriptions, continued

Vague Commodity	Vague Commodity Description
"Sportswear"	"Sportswear" is an incomplete description and not accepted by Customs. An example of an acceptable description is "100% Cotton Men's Running Shorts." Clearance delays may result if the contents are not completely and accurately described.
"STC "	"STC" is an incomplete description and not accepted by Customs. Specify the description of the contents being shipped. Clearance delays may result if the contents are not completely and accurately described.
"Steel"	"Steel" is an incomplete description and not accepted by Customs. An example of an acceptable description is "Stainless Steel Pots." Clearance delays may result if the contents are not completely and accurately described.
"Surgical Instruments"	"Surgical Equipment" is an incomplete description and not accepted by Customs. An example of an acceptable description is "Scalpels." Clearance delays may result if the contents are not completely and accurately described.
"Swatches"	"Swatches" is an incomplete description and not accepted by Customs. An example of an acceptable description is "100% Cotton Fabric Sample Swatches." Clearance delays may result if the contents are not completely and accurately described.
"Tape"	"Tape" is an incomplete description and not accepted by Customs. An example of an acceptable description is "Jazz Music Video Tape." Clearance delays may result if the contents are not completely and accurately described.
"Tapes"	"Tapes" is an incomplete description and not accepted by Customs. An example of an acceptable description is "Jazz Music Video Tapes." Clearance delays may result if the contents are not completely and accurately described.
"Textile Samples"	"Textile Samples" is an incomplete description and not accepted by Customs. An example of an acceptable description is "Men's Shirt 100% Cotton - SAMPLE." Clearance delays may result if the contents are not completely and accurately described.
"Textile"	"Textile" is an incomplete description and not accepted by Customs. An example of an acceptable description is "Women's Dress - 100% Cotton - SAMPLE." Clearance delays may result if the contents are not completely and accurately described.





# Vague Commodity Descriptions

Table 205. Vague Commodity Descriptions, continued

Vague Commodity	Vague Commodity Description
"Textiles Samples"	"Textiles Samples" is an incomplete description and not accepted by Customs. An example of an acceptable description is "Men's Shirt 100% Cotton - SAMPLE." Clearance delays may result if the contents are not completely and accurately described.
"Textiles"	"Textiles" is an incomplete description and not accepted by Customs. An example of an acceptable description is "Men's Shirt 100% Cotton - SAMPLE." Clearance delays may result if the contents are not completely and accurately described.
"Tile"	"Tile" is an incomplete description and not accepted by Customs. An example of an acceptable description is "Ceramic Tiles." Clearance delays may result if the contents are not completely and accurately described.
"Tiles"	"Tiles" is an incomplete description and not accepted by Customs. An example of an acceptable description is "Ceramic Tiles." Clearance delays may result if the contents are not completely and accurately described.
"Tools"	"Tools" is an incomplete description and not accepted by Customs. An example of an acceptable description is "Power Drill." Clearance delays may result if the contents are not completely and accurately described.
"Toy"	"Toy" is an incomplete description and not accepted by Customs. An example of an acceptable description is "Plastic Doll House." Clearance delays may result if the contents are not completely and accurately described.
"Training Material"	"Training Material" is an incomplete description and not accepted by Customs. An example of an acceptable description is "Training Material for Basketball." Clearance delays may result if the contents are not completely and accurately described.
"Training Materials"	"Training Materials" is an incomplete description and not accepted by Customs. An example of an acceptable description is "Training Materials for Basketball." Clearance delays may result if the contents are not completely and accurately described.
"Tubes"	"Tubes" is an incomplete description and not accepted by Customs. An example of an acceptable description is "Glass Tubes." Clearance delays may result if the contents are not completely and accurately described.

Table 205. Vague Commodity Descriptions, continued

Vague Commodity	Vague Commodity Description
"Unlist"	"Unlist" is an incomplete description and not accepted by Customs. Specify the description of the contents being shipped. Clearance delays may result if the contents are not completely and accurately described.
"Used Goods"	"Used Goods" is an incomplete description and not accepted by Customs. Specify the description of the contents being shipped. Clearance delays may result if the contents are not completely and accurately described.
"Various Goods"	"Various Goods" is an incomplete description and not accepted by Customs. Specify the description of the contents being shipped. Clearance delays may result if the contents are not completely and accurately described.
"Video Tape"	"Video Tape" is an incomplete description and not accepted by Customs. An example of an acceptable description is "Jazz Music Video Tape." Clearance delays may result if the contents are not completely and accurately described.
"Video Tapes"	"Video Tapes" is an incomplete description and not accepted by Customs. An example of an acceptable description is "Jazz Music Video Tapes." Clearance delays may result if the contents are not completely and accurately described.
"Video"	"Video" is an incomplete description and not accepted by Customs. An example of an acceptable description is "Jazz Music Video Tapes." Clearance delays may result if the contents are not completely and accurately described.
"Videotape"	"Videotape" is an incomplete description and not accepted by Customs. An example of an acceptable description is "Jazz Music Video Tape." Clearance delays may result if the contents are not completely and accurately described.
"Videotapes"	"Videotapes" is an incomplete description and not accepted by Customs. An example of an acceptable description is "Jazz Music Video Tapes." Clearance delays may result if the contents are not completely and accurately described.
"VISA MDR Table"	"VISA MDR Table" is an incomplete description and not accepted by Customs. Specify the description of the contents being shipped. Clearance delays may result if the contents are not completely and accurately described.
"Wafer"	"Wafer" is an incomplete description and not accepted by Customs. An example of an acceptable description is "semiconductor wafers." Clearance delays may result if the contents are not completely and accurately described.





# Vague Commodity Descriptions

Table 205. Vague Commodity Descriptions, continued

Vague Commodity	Vague Commodity Description
"Waste"	"Waste" is an incomplete description and not accepted by Customs. An example of an acceptable description is "Oil Waste for Testing." Clearance delays may result if the contents are not completely and accurately described.
"Wearing Apparel"	"Wearing Apparel" is an incomplete description and not accepted by Customs. An example of an acceptable description is "Women's Leather Sandals." Clearance delays may result if the contents are not completely and accurately described.

Table 205. Vague Commodity Descriptions, continued

Vague Commodity	Vague Commodity Description
"Wire"	"Wire" is an incomplete description and not accepted by Customs. An example of an acceptable description is "Insulated Copper Wire." Clearance delays may result if the contents are not completely and accurately described.
"Wires"	"Wires" is an incomplete description and not accepted by Customs. An example of an acceptable description is "Insulated Copper Wire." Clearance delays may result if the contents are not completely and accurately described.

# I Waybill Legal Terms and Conditions





## Waybill Legal Terms and Conditions

---

In addition to creating and printing the waybill label, you need to print copies of the International Legal Terms and Conditions to accompany each label with your international shipments. The following defines international handling instructions for the waybill labels and Legal Terms and Conditions document.

If international: U.S. export — Print 2 copies of the waybill label to your laser printer, fold 1 copy in half and use as the shipping label. Place it in the waybill pouch and affix it to the shipment so that the barcode portion of the label can be read and scanned. Place the additional recipient copy of the waybill label in the pouch.

If international: Shipments originating outside of the U.S. — Print 3 copies of the waybill label to your laser printer, fold 1 copy in half and use as the shipping label. Place it in the waybill pouch and affix it to your shipment so that the barcode portion of the label can be read and scanned. Place the 2 recipient copies of the waybill label in the pouch.

*Note: For all Mexico to Mexico shipments, if no language is specified, the Legal Terms and Conditions will be provided in Spanish.*

The following defines U.S. handling instructions for the waybill labels and Legal Terms and Conditions.

If U.S. shipment — Print 1 copy of the waybill label to your laser printer, fold the printed page in half and use as the shipping label. Place it in the waybill pouch and affix it to your shipment so that the barcode portion of the label can be read and scanned.

*Note: The International and U.S. waybill Legal Terms and Conditions information must be supplied with test labels when completing the certification process.*

**Warning:** To ensure timely delivery, use only printed original labels for shipping.

# J Postal-Aware Countries and Formats





# Postal-Aware Countries and Formats

Table 206. Postal Aware Countries and Formats

Country	Postal Format
Australia (AU)	NNNN
Austria (AT)	NNNN
Belgium (BE)	NNNN
Brazil (BR)	NNNNNNNN
Canada (CA)	ANANAN
China (CN)	NNNNNN
Denmark (DK)	NNNN
Finland (FI)	NNNNN
France (FR)	NNNNN
Germany (DE)	NNNNN
Greece (GR)	NNNNN
India (IN)	NNNNNN
Indonesia (ID)	NNNNN
Italy (IT)	NNNNN
Japan (JP)	NNNNNNNN
Luxembourg (LU)	NNNN
Malaysia (MY)	NNNNN
Mexico (MX)	NNNNN
Netherlands (NL)	NNNN
Norway (NO)	NNNN
Philippines (PH)	NNNN

Table 206. Postal Aware Countries and Formats, continued

Country	Postal Format
Portugal (PT)	NNNN
Puerto Rico (PR)	NNNNN
Russia (RU)	NNNNNN NNN-NNN
Singapore (SG)	NNNNNN
South Africa (ZA)	NNNN
South Korea (KR)	NNNNNN NNN-NNN
Spain (ES)	NNNNN
Sweden (SE)	NNNNN
Switzerland (CH)	NNNN
Thailand (TH)	NNNNN
Turkey (TR)	NNNNN
United Kingdom (GB)	ANNAA
United Kingdom (GB)	ANNNAA
United Kingdom (GB)	ANANAA
United Kingdom (GB)	AANNAA
United Kingdom (GB)	AANANAA
United Kingdom (GB)	AANNNAA
United States (U.S.)	NNNNN

# K Physical Packaging Type Codes



## Physical Packaging Type Codes



Table 207. Physical Packaging Type Codes

Package Code	Package Type
BAG	Bag
BBL	Barrel
BSK	Basket
BOX	Box
BXT	Bucket
BDL	Bundle
CTN	Carton
CAS	Case
CNT	Container
CRT	Crate
CYL	Cylinder
DRM	Drum

Table 207. Physical Packaging Type Codes, continued

Package Code	Package Type
ENV	Envelope
	Hamper
BOX	Other
PAL	Pail
PLT	Pallet
PC	Piece
REL	Reel
ROL	Roll
SKD	Skid
TNK	Tank
TBE	Tube

# L Customs-Approved Document Descriptions







# Customs-Approved Document Descriptions

This table lists document descriptions approved by the U.S. Bureau of Customs and Border Protection:

Table 208. Customs-Approved Document Descriptions

Description
Correspondence/ No Commercial Value
Accounting Documents
Analysis Reports
Applications (Completed)
Bank Statements
Bid Quotations
Birth Certificates
Bills of Sale
Bonds
Business Correspondence
Checks (Completed)
Claim Files
Closing Statements
Conference Reports
Contracts
Cost Estimates
Court Transcripts
Credit Applications
Data Sheets
Deeds
Employment Papers

Table 208. Customs-Approved Document Descriptions, continued

Description
Escrow Instructions
Export Papers
Financial Statements
Immigration Papers
Income Statements
Insurance Documents
Interoffice Memos
Inventory Reports
Invoices (Completed)
Leases
Legal Documents
Letters and Cards
Letter of Credit Packets
Loan Documents
Marriage Certificates
Medical Records
Office Records
Operating Agreements
Patent Applications
Permits
Photocopies
Proposals
Prospectuses



# Customs-Approved Document Descriptions

Table 208. Customs-Approved Document Descriptions, continued

Description
Purchase Orders
Quotations
Reservation Confirmation
Resumes
Sales Agreements
Sales Reports
Shipping Documents

Table 208. Customs-Approved Document Descriptions, continued

Description
Statements/Reports
Statistical Data
Stock Information
Tax Papers
Trade Confirmation
Transcripts
Warranty Deeds

# M Time Zones





This table lists the global time zones (Standard time). Use this table to determine the Greenwich Mean Time Zone code to enter as a value in elements: LatestPickupDateTime datetime, ReadyDateTime date time, ShipTimestamp datetime..

GMT Differential % Location
(GMT-12:00) – Eniwetok, Kwajalein
(GMT-11:00) – Midway Island, Samoa
(GMT-10:00) – Hawaii
(GMT-09:00) – Alaska
(GMT-08:00) – Pacific Time (US & Canada); Tijuana
(GMT-07:00) – Arizona, Mountain Time (US & Canada)
(GMT-06:00) – Central Time (US & Canada), Mexico City, Tegucigalpa, Saskatchewan
(GMT-05:00) – Bogota, Lima, Quito, Eastern Time (US & Canada), Indiana (East)
(GMT-04:00) – Atlantic Time (Canada), Caracas, La Paz
(GMT-03:30) – Newfoundland
(GMT-03:00) – Brasilia, Buenos Aires, Georgetown
(GMT-02:00) – Mid-Atlantic
(GMT-01:00) – Azores, Cape Verde Is.
(GMT-00:00) – Greenwich Mean Time: Dublin, Edinburgh, Lisbon, London, Casablanca, Monrovia

GMT Differential % Location
(GMT+01:00) – Amsterdam, Copenhagen, Madrid, Paris, Vilnius, Belgrade, Sarajevo, Sofija, Zagreb, Bratislava, Budapest, Ljubljana, Prague, Warsaw, Brussels, Berlin, Rome, Stockholm, Vienna
(GMT+02:00) – Athens, Istanbul, Minsk, Bucharest, Cairo, Harare, Pretoria, Helsinki, Riga, Tallinn (GMT+02:00) – Israel
(GMT+03:00) – Baghdad, Kuwait, Riyadh, Moscow, St. Petersburg, Volgograd, Nairobi, Tehran
(GMT+04:00) – Abu Dhabi, Muscat, Baku, Tbilisi
(GMT+04:30) – Kabul
(GMT+05:00) – Ekaterinburg, Islamabad, Karachi, Tashkent
(GMT+05:30) – Bombay, Calcutta, Madras, New Delhi
(GMT+06:00) – Almaty, Dhaka, Colombo
(GMT+07:00) – Bangkok, Hanoi, Jakarta
(GMT+08:00) – Beijing, Chongqing, Hong Kong, Urumqi, Perth, Singapore, Taipei
(GMT+09:00) – Osaka, Sapporo, Tokyo, Seoul, Yakutsk
(GMT+09:30) – Adelaide, Darwin
(GMT+10:00) – Brisbane, Canberra, Melbourne, Sydney, Guam, Port Moresby, Hobart, Vladivostok
(GMT+11:00) – Magadan, Solomon Island, New Caledonia
(GMT+12:00) – Auckland, Wellington, Fiji, Kamachatka, Marshall Islands

# N Minimum Customs Value





# Minimum Customs Value

The following countries require a minimum customs value of \$1USD for all shipments, including document shipments:

Country
Algeria
Armenia
Australia
Azerbaijan
Belarus
Canada
China
Czech Republic
El Salvador
Georgia
Indonesia
Japan
Kuwait
Kyrgyzstan
Libya
Moldova
Mongolia

Country
Montenegro
Nepal
New Zealand
Papua New Guinea
Philippines
Romania
Russia
Samoa
Serbia and Montenegro
Slovenia
Slovak Republic
South Korea
Turkmenistan
Tonga
Uzbekistan

*Note: The value must be the selling price or the fair market value. Unacceptable values are \$0, NDV, NVD or NCV.*

# 0 Error Code Messages



[Chained SSL Certificate Error Messages](#)

[Close Service Error Messages](#)

[Electronic Trade Documents Error Messages](#)

[GlobalShipAddress Service Error Messages](#)

[Package Movement Information Service Error Messages](#)

[Pickup Service Error Messages](#)

[Rate Service Error Messages](#)

[Ship Service and Open Shipping Error Messages](#)

[FedEx SmartPost Shipping Error Messages](#)

[SPOD Error Messages](#)

[Track Service Error Messages](#)



# Error Code Messages

The following messages may be returned in a reply to notify you of some sort of issue with your request.

## Chained SSL Certificate Error Messages

The Chained Secure Socket Layer (SSL) is the secure protocol for transmitting data securely using encryption over the web. SSL creates a secure connection between a client and a server, over which any amount of data can be sent; S-HTTP (https) is designed to transmit individual messages securely between a client and a web server.

Call Handling Process for Customers requesting a copy of the FedEx Chained SSL Certificate

If a customer requests a local copy of the FedEx certificate be installed on their configuration, it is available for download from the Developer Resource Center.

*Note: If a customer requests additional technical assistance, outside of downloading the Chained SSL certificate, direct customers to their Server Software Provider. If the customer calls back after consulting with their software provider and it has been discovered that something may be corrupt with the new certificate, agents should follow the current process and escalate the case to Senior Support.*

*Use call type "SSL Certificate" on any call concerning this issue.*

The following error messages are common ones that customer's may experience when the SSL Certificate has been applied to the test and production environments.

Chained Secure Socket Layer (SSL) Error Messages	
Possible Customer Error	Action
Exception : javax.net.ssl.SSLHandshakeException: unknown certificate	Download and install the FedEx gateway certificate and the intermediate VeriSign CA certificate into customer's keystore.
java.security.cert.CertificateException: CA certificate does not include basic constraints extension" error when we try to generate labels.	Download and install the FedEx gateway certificate and the intermediate VeriSign CA certificate into customer's keystore.
Exception in FedEx exchange javax.net.ssl.SSLHandshakeException: unknown certificate	Download and install the FedEx gateway certificate and the intermediate VeriSign CA certificate into customer's keystore.
java.net.SocketException: Xport: SSL handshake failed: SSL routines:SSL3_GET_SERVER_CERTIFICATE:certificate verify failed SSL handshake failed	Download and install the FedEx gateway certificate and the intermediate VeriSign CA certificate into customer's keystore.
Master VeriSign Certificate does not match	Download and install the FedEx gateway certificate and the intermediate VeriSign CA certificate into customer's keystore.
java.security.cert.CertificateException: Unable to parse certificate(s) cannot process input.	Potential middleware application problem. Contact vendor of middleware application.
This may show in the customers WebSphere Application log: SystemErr.log SystemErr: Content is not allowed in prolog.	Download and install the FedEx gateway certificate and the intermediate VeriSign CA certificate into customer's keystore.





# Error Code Messages

## Close Service Error Messages

GroundClose	
Code	Message
5060	OP_950 Details are missing.
5061	Could not generate the OP_950 ASCII report.
5062	GTM could not generate the OP_950 PDF report.
5063	Manifest Shipping Records are missing.
5064	Could not generate the Manifest ASCII report.
5065	Could not generate Reports. Close Operation Successful.
5066	Document Type is missing.
5067	Request or Document Specification is missing.
5068	OP950Detail present, but no shipping records.
5069	No shipments Qualified for OP_950 Report.
9802	System Error Executing Close.
9802	Your shipments closed successfully. Reprint to obtain the manifest (if required).
9802	System Error : Access denied.
9804	Your shipments closed successfully. Reprint to obtain the manifest (if required).
9804	No Shipments to Close For Date Provided.
9804	No Shipments to Close For Meter Number.
9804	No Shipments to Close For Account Number.
9804	No Shipments to Close for Tracking Number
9804	NO Shipment to CLOSE.

GroundCloseReportReprints	
Code	Message
5060	OP_950 Details are missing.
5061	Could not generate the OP_950 ASCII report.
5062	GTM could not generate the OP_950 PDF report.
5063	Manifest Shipping Records are missing.
5064	Could not generate the Manifest ASCII report.
5065	Could not generate Reports. Close Operation Successful.
5066	Document Type is missing.
6067	Request or Document Specification is missing.
6068	OP950Detail present, but no shipping records.
9802	System Error.
9802	System Error : Generating Report.
9802	System Error : Access denied.
9802	System Error : Retrieving Shipments.
9804	No Reprint Reports.

GroundCloseWithDocuments	
Code	Message
1000	System Error.
1001	System Error.
2000	System Error.
2001	System Error.
5060	OP_950 Details are missing.
5061	Could not generate the OP_950 ASCII report.
5062	GTM could not generate the OP_950 PDF report.



# Error Code Messages

GroundCloseWithDocuments	
Code	Message
5063	Manifest Shipping Records are missing.
5064	Could not generate the Manifest ASCII report.
5065	Could not generate Reports. Close Operation Successful.
5066	Document Type is missing.
5067	Request or Document Specification is missing.
5068	OP950Detail present, but no shipping records.
9804	No Shipments to Close.

ReprintGroundCloseDocuments	
Code	Message
1000	System Error.
1001	System Error.
2000	System Error.
2001	System Error.
5060	OP_950 Details are missing.
5061	Could not generate the OP_950 ASCII report.
5062	GTM could not generate the OP_950 PDF report.
5063	Manifest Shipping Records are missing.
5064	Could not generate the Manifest ASCII report.
5065	Could not generate Reports. Close Operation Successful.
5066	Document Type is missing.
5067	Request or Document Specification is missing.
5068	OP950Detail present, but no shipping records.
9804	No Documents for Reprint.

ReprintGroundCloseDocuments	
Code	Message
9804	No Shipments to Close For Tracking Number.

## Electronic Trade Documents Error Messages

These error messages apply to FedEx® Electronic Trade Documents:

Electronic Trade Documents	
Code	Message
498	Electronic Trade Documents is not allowed with the service selected.
499	Electronic Trade Document is not allowed.
500	Package {PACKAGE_INDEX} - Electronic Trade Documents cannot be entered at the package level.

## GlobalShipAddress Service Error Messages

These error messages apply to the FedEx GlobalShipAddress Reply:

GlobalShipAddress Service	
Code	Message
001	City Name or Postal Code is required.
002	Postal Code must have at least 3 characters.
003	State Code must be 2 characters long.
004	Country Code is required and must be 2 characters long.
005	Results to skip must be a non-negative integer.
006	No result returned.
007	More than 500 matches were found.
008	Results requested must be a non-negative integer.



# Error Code Messages

GlobalShipAddress Service	
Code	Message
009	Service is not valid.
010	At least one Service is required.
011	ClientDetail is required.
012	Version id is required.
013	Application id is invalid.
014	Origin Country Code is required and must be 2 characters long.
015	Destination Country Code is required and must be 2 characters long.
016	Invalid Date.
018	Invalid Carrier Code
019	Match Conditions is null.
020	Postal Code is required.
021	City is required.
022	State Code is required.
023	Results Conditions is null.
024	Services or Service Categories must be provided.
025	Invalid Service Category
026	Invalid Region Code.
027	Invalid Source Format.
028	Location Id is Required.
029	MATCH_BY_PARTIAL_CITY or MATCH_BY_EXACT_CITY must be specified.
030	Maximum number of matches is invalid.
031	At least one street line must be provided.
032	AddressId is required.

GlobalShipAddress Service	
Code	Message
033	Duplicate addressIds found.
034	Request time stamp is invalid.
035	This method is not available in the offline mode.
036	This method does not support {CARRIER_CODE} in the offline mode.
037	Result condition {RESULT_CONDITION} was ignored.
038	Match condition {MATCH_CONDITION} is not supported in the offline mode.
039	Either verifyAddresses or verifyGeocode must be set to true.
040	Invalid value in {FIELD_ID}.
041	MATCH_BY_EXACT_LOCATION_CODE must be specified.
042	MATCH_BY_POSTAL_CODE or MATCH_BY_PARTIAL_POSTAL_CODE must be specified.
043	MATCH_BY_CITY, MATCH_BY_PARTIAL_CITY or MATCH_BY_STATE_OR_PROVINCE_NAME must be specified.
044	PMIS could not be contacted to clean the postal code. Used the original postal code provided.
045	Request cannot be null.
046	MatchAndResultCriteria cannot be null.
047	At least one address to validate must be provided.
048	Address validation options must be provided.
049	EAS System Error.
050	The length of the postal code was changed to the SRG postal length.
101	LoadResourceDetail cannot be null.
102	LoadResourceDetail Type is invalid.
103	LoadResourceParameters are not provided.
104	Jar file at index {INDEX} does not exist, cannot be read or is empty.



# Error Code Messages

GlobalShipAddress Service	
Code	Message
106	Jar file at index {INDEX} does not have all the required files.
107	An internal error occurred while loading data.
108	Invalid LoadResourceParameter ID at index {INDEX}.
109	Invalid LoadResourceParameter value at index {INDEX}.
109	Could not find file specified at load parameter {INDEX}.
109	Could not delete file specified at load parameter {INDEX}.
109	Data was loaded from the Safe Jar.
114	File at load parameter {INDEX} already exists in the config property file.
115	Could not copy file at load parameter {INDEX} to the data directory.
116	Could not add load parameter {INDEX} file name to the data config file.
117	Could not remove the file name specified in load parameter {INDEX} from the data config file.
118	More than one carrier code must not be specified.
119	MATCH_POSTAL_CODE_TO_PREFERRED_HOLD_LOCATION must be specified.
120	Invalid effective date.
121	Preferred Ground Hold Location could not be matched for the effective date.
122	File {FILE_NAME} does not exist.
123	SQL {SQL} failed.
124	MATCH_BY_EXACT_POSTAL_CODE must be specified.
125	Invalid FedExAdminLocationType.
126	The matchAddress object is null.
127	Invalid Postal Code.
128	Invalid Fedex Location Type.
129	Store Number is not provided.

GlobalShipAddress Service	
Code	Message
130	Match Location Types is not provided.
131	Match conditions are ambiguous.
132	Origin Address is required.
133	Invalid Origin Geographic Coordinates.
134	Destination Address is required.
135	Invalid Destination Geographic Coordinates.
136	Invalid Origin Match Type.
137	Invalid Destination Match Type.
138	Invalid Content Options.
139	Invalid Map Url Protocol.
140	Invalid Distance Units.
141	Location Type is not provided.
142	Invalid Location Content Option.
143	The Address is required.
144	The Locations Search Criterion is required.
145	Phone number is required.
146	Geographical Coordinates is blank or invalid.
147	MultipleMatchesAction is null or invalid.
148	Invalid Drop off Time.
149	Invalid Results Filters.
150	Invalid Results Filters.
151	Invalid Location Attributes.
152	Invalid Location Search Criterion.



# Error Code Messages

GlobalShipAddress Service	
Code	Message
153	Origin Address is ambiguous.
154	Destination Address is ambiguous.
155	Invalid Origin Address.
156	Invalid Destination Address.
157	Invalid Sort criterion.
158	Invalid Sort order.
159	Invalid Radius value.
160	Invalid Radius units.
161	This Country Code is not supported.
400	User id provided is invalid.
407	Invalid origin country.
408	Invalid destination country.
411	Invalid origin postal code.
412	Invalid destination postal code.
415	Invalid origin state code.
416	Invalid destination state code.
419	Invalid origin city name.
420	Invalid destination city name.
432	Service Types did not contain a Freight Service Type.
435	Results to skip is less than 0.
436	Results requested to return is less than 1.
437	GSAI internal error.

## Package Movement Information Service Error Messages

These error messages apply to the Package Movement Information Service:

Package Movement Information Service	
Code	Message
013	Invalid Date.
310	Accessible Dangerous Goods is not allowed.
322	Dry Ice is not allowed.
407	Service is invalid.
417	Astra location not found.
423	Exhibition is not allowed with the service selected.
424	Exhibition is not allowed.
425	Extreme Length is not allowed with the service selected.
426	Extreme Length is not allowed.
427	Flatbed Trailer is not allowed with the service selected.
428	Flatbed Trailer is not allowed.
429	Freight Guarantee is not allowed with the service selected.
430	Freight Guarantee is not allowed.
431	Liftgate Delivery is not allowed with the service selected.
432	Liftgate Delivery is not allowed.
433	Liftgate Pickup is not allowed with the service selected.
434	Liftgate Pickup is not allowed.
435	Limited Access Delivery is not allowed with the service selected.
436	Limited Access Delivery is not allowed.
437	Limited Access Pickup is not allowed with the service selected.



# Error Code Messages

Package Movement Information Service	
Code	Message
438	Limited Access Pickup is not allowed.
439	Pre Delivery Notification is not allowed with the service selected.
440	Pre Delivery Notification is not allowed.
441	Protection From Freezing is not allowed with the service selected.
442	Protection From Freezing is not allowed.
443	Regional Mall Delivery is not allowed with the service selected.
444	Regional Mall Delivery is not allowed.
445	Regional Mall Pickup is not allowed with the service selected.
446	Regional Mall Pickup is not allowed.
450	The origin does not allow pickup for Express services.
451	The origin does not allow pickup for Freight services.
452	The origin is not served for Express services.
453	The origin is not served for Freight services.
454	Signature option type is invalid.
455	Signature option type is required and cannot be null.
456	SignatureOptionDetail object cannot be null.
457	Package {PACKAGE_INDEX} - Pending Complete cannot be entered at the package level.
458	Package {PACKAGE_INDEX} - Pending Shipment cannot be entered at the package level.
459	PendingShipmentDetail object cannot be null.
460	Pending shipment type is required and cannot be null.
461	Pending shipment type is invalid.
462	Service option type {SERVICE_OPTION_TYPE} is invalid.
472	Package {PACKAGE_INDEX} - Exhibition cannot be entered at the package level.

Package Movement Information Service	
Code	Message
473	Package {PACKAGE_INDEX} - Extreme Length cannot be entered at the package level.
474	Package {PACKAGE_INDEX} - Flatbed Trailer cannot be entered at the package level.
475	Package {PACKAGE_INDEX} - Freight Guarantee cannot be entered at the package level.
476	Package {PACKAGE_INDEX} - Liftgate Delivery cannot be entered at the package level.
477	Package {PACKAGE_INDEX} - Liftgate Pickup cannot be entered at the package level.
478	Package {PACKAGE_INDEX} - Limited Access Delivery cannot be entered at the package level.
479	Package {PACKAGE_INDEX} - Limited Access Pickup cannot be entered at the package level.
480	Package {PACKAGE_INDEX} - Pre Delivery Notification cannot be entered at the package level.
481	Package {PACKAGE_INDEX} - Protection From Freezing cannot be entered at the package level.
482	Package {PACKAGE_INDEX} - Regional Mall Delivery cannot be entered at the package level.
483	Package {PACKAGE_INDEX} - Regional Mall Pickup cannot be entered at the package level.
484	Invalid currency type for validation. Only {CURRENCY_TYPE} is allowed.
502	Address object for the destination cannot be null.
503	Address object for the origin cannot be null.
504	Airbill is not allowed for Destination Country.
505	Airbill is not allowed for Origin Country.
506	Airbill validation failed.
508	An invalid destination country was entered.
509	An invalid destination zip/postal code was entered.
510	An invalid or null CarrierCodeType was entered.



# Error Code Messages

Package Movement Information Service	
Code	Message
511	An invalid or null SacApplicationId was entered.
512	An invalid origin country was entered.
513	An invalid origin zip/postal code was entered.
514	An invalid weight was entered.
517	Requested Package Detail Type {REQUESTED_PACKAGE_DETAIL_TYPE} is not allowed for this request.
518	Cannot ship from this origin zip/postal code to this destination zip/postal code.
521	ClientDetail object cannot be null.
525	COD collection type is required and cannot be null.
526	CodDetail object cannot be null.
528	Package {PACKAGE_INDEX} - Currency type for Declared Value is required.
532	Customer not eligible for Priority Alert.
533	Customer not eligible for Third Party Consignee.
534	Package {PACKAGE_INDEX} - Dangerous goods accessibility type is invalid.
535	Package {PACKAGE_INDEX} - Dangerous goods accessibility type is required and cannot be null.
537	Destination Country is Invalid.
538	Destination Country Not Served.
540	Destination P.O. Box Zip.
541	Destination Postal Code Not Served.
542	Destination postal code/routing code and country do not match.
543	Destination Postal Not Found.
544	Destination Postal-City Mismatch.
546	Destination Postal-State Mismatch.

Package Movement Information Service	
Code	Message
547	Dim unit of measure must be the same for all packages.
548	Package {PACKAGE_INDEX} - Dimensions exceed height limit allowed.
549	Dimensions exceed length and girth limit allowed. {ORIGIN_OR_DESTINATION}.
550	Dimensions exceed length limit allowed. {ORIGIN_OR_DESTINATION}.
551	Dry Ice weight (in kilograms) is required and cannot be a negative value with Dry Ice special service.
552	ShipmentDryIceDetail object cannot be null.
553	Dry Ice weight over limit of 2.5 Kg for destination.
555	Envelope weight over limit. Upgrade Packaging.
556	Express and Freight packages cannot be mixed in the same shipment.
558	Home Delivery premium type is invalid.
559	Home Delivery premium type is required and cannot be null.
561	HomeDeliveryPremiumDetail object cannot be null.
563	Inside Delivery is not allowed.
564	Inside Pickup is not allowed.
565	Declared Value exceeds limit allowed.
568	Invalid currency type for validation. Only CAD is allowed.
569	Invalid currency type for validation. Only USD is allowed.
570	Invalid destination postal code/routing code input.
571	Invalid Destination Postal Format.
572	Invalid dimensions have been entered.
573	Drop off type is not allowed.
574	Invalid drop off type.
575	Invalid form ID.



# Error Code Messages

Package Movement Information Service	
Code	Message
576	Invalid origin postal code/routing code input.
577	Invalid Origin Postal Format.
585	Max Declared Value = \$1,000.
586	Max Declared Value = \$100 for Envelope or Pak.
588	Max Declared Value = \$50,000.
589	Max Declared Value = \$500 for Envelope or Pak.
592	No valid services available.
593	Package {PACKAGE_INDEX} - Only "IN" and "CM" are valid values for LinearUnits.
594	Package {PACKAGE_INDEX} - Only "LB" and "KG" are valid values for WeightUnits.
595	Origin Country Not Served.
597	Origin Location-Postal Mismatch.
598	Origin P.O. Box Zip.
599	Origin Postal Code Not Served.
600	Origin postal code/routing code and country do not match.
601	Origin Postal Not Found.
602	Origin Postal-City Mismatch.
603	Origin Postal-State Mismatch.
605	Package is too large.
606	Packaging is invalid.
608	Please select a valid Date Certain delivery date: {DATE_1}; {DATE_2}; {DATE_3}; {DATE_4}; {DATE_5}; {DATE_6}; {DATE_7}; {DATE_8}; {DATE_9}; {DATE_10}; {DATE_11}.
613	Return type is invalid.
614	Return type is required and cannot be null.
616	Saturday Pickup is not allowed.

Package Movement Information Service	
Code	Message
621	ServiceAvailabilityAndValidationRequest object cannot be null.
622	Package {PACKAGE_INDEX} - Signature option type is invalid.
623	Package {PACKAGE_INDEX} - Signature option type is required and cannot be null.
624	Package {PACKAGE_INDEX} - SignatureOptionDetail object cannot be null.
625	Special service conflict.
627	The format for Home Delivery Date Certain is CCYY-MM-DD.
628	The date is required. Format is CCYY-MM-DD.
629	The destination country is required and must not exceed the limit of 2 characters.
631	The drop off type is required and cannot be null or empty.
633	The length of the destination postal code exceeds the limit of 16 characters.
634	The length of the destination state or province exceeds the limit of 2 characters.
635	The length of the origin postal code exceeds the limit of 16 characters.
636	The length of the origin state or province exceeds the limit of 2 characters.
640	The origin country is required and must not exceed the limit of 2 characters.
642	The packaging is required and cannot be null or empty.
643	The service is required and cannot be null or empty.
645	There are no valid Express services available.
646	There are no valid Ground services available.
648	Total packages cannot exceed 1 for FedEx 10Kg/25Kg Box.
649	Total packages cannot exceed 1 for FedEx Envelope.
650	Total packages cannot exceed 1 for FedEx Pak.
651	Total packages cannot exceed 99 for FedEx Express Tag.
655	UserDetail object cannot be null.





# Error Code Messages

Package Movement Information Service	
Code	Message
656	ValidateOriginDestinationRequest object cannot be null.
658	VersionId object cannot be null.
659	Package {PACKAGE_INDEX} - Weight below minimum requirement.
660	Weight exceeds limit allowed. {ORIGIN_OR_DESTINATION}
661	Package {PACKAGE_INDEX} - Weight object cannot be null.
662	Weight unit of measure must be the same for all packages.
664	COD collection type is invalid.
665	Currency type must be the same for all packages.
668	Max Declared Value = \$100,000.
669	Max Declared Value = \$150,000.
670	Max Declared Value = \$200,000.
671	Max Declared Value = \$250,000.
679	Residential Pickup is not allowed.
683	An invalid date was entered. The date cannot be more than one year before or after the current date. {DATE}
684	ReturnShipmentDetail object cannot be null.
685	Packaging is not allowed.
686	Service is not allowed.
687	Residential Delivery is not allowed.
692	The destination postal code is required.
693	The origin postal code is required.
695	Package {PACKAGE_INDEX} - Max Declared Value = \$500 for Envelope or Pak.
696	Package {PACKAGE_INDEX} - Max Declared Value = \$100,000.
697	Package {PACKAGE_INDEX} - Max Declared Value = \$150,000.

Package Movement Information Service	
Code	Message
698	Package {PACKAGE_INDEX} - Max Declared Value = \$200,000.
699	Package {PACKAGE_INDEX} - Max Declared Value = \$250,000.
700	Invalid Signature option combination among packages.
701	Special service {SPECIAL_SERVICE_TYPE} is invalid.
702	Package {PACKAGE_INDEX} - Special service {SPECIAL_SERVICE_TYPE} is invalid.
703	Package {PACKAGE_INDEX} - Broker Select Option cannot be entered at the package level for the service selected.
704	Package {PACKAGE_INDEX} - COD cannot be entered at the package level for the service selected.
705	Package {PACKAGE_INDEX} - COD Remittance cannot be entered at the package level.
706	Package {PACKAGE_INDEX} - Cut Flowers cannot be entered at the package level.
708	Package {PACKAGE_INDEX} - E-mail Notification cannot be entered at the package level.
709	Package {PACKAGE_INDEX} - Future Day Shipment cannot be entered at the package level.
710	Package {PACKAGE_INDEX} - Hold At Location cannot be entered at the package level.
711	Package {PACKAGE_INDEX} - Hold Saturday cannot be entered at the package level.
712	Package {PACKAGE_INDEX} - Inside Delivery cannot be entered at the package level.
713	Package {PACKAGE_INDEX} - Inside Pickup cannot be entered at the package level.
714	Package {PACKAGE_INDEX} - Intl Controlled Export Service cannot be entered at the package level.
715	Package {PACKAGE_INDEX} - Intl Mail Service cannot be entered at the package level.
716	Priority Alert cannot be entered at the shipment level.
717	Package {PACKAGE_INDEX} - Return Shipment cannot be entered at the package level.
718	Package {PACKAGE_INDEX} - Saturday Delivery cannot be entered at the package level.
719	Package {PACKAGE_INDEX} - Saturday Pickup cannot be entered at the package level.



# Error Code Messages

Package Movement Information Service	
Code	Message
720	Package {PACKAGE_INDEX} - Third Party Consignee cannot be entered at the package level.
721	Package {PACKAGE_INDEX} - Weekday Delivery cannot be entered at the package level.
722	Appointment Delivery cannot be entered at the shipment level.
725	Dangerous Goods cannot be entered at the shipment level for the service selected.
726	Package {PACKAGE_INDEX} - Home Delivery Premium cannot be entered at the package level.
727	Non Standard Container cannot be entered at the shipment level.
728	Piece Count Verification cannot be entered at the shipment level.
729	Signature Option cannot be entered at the shipment level.
730	Package {PACKAGE_INDEX} - Appointment Delivery is not allowed with the service selected.
731	Appointment Delivery is not allowed.
732	Package {PACKAGE_INDEX} - Broker Select Option is not allowed with the service selected.
733	Broker Select Option is not allowed.
734	Package {PACKAGE_INDEX} - COD is not allowed with the service selected.
735	Package {PACKAGE_INDEX} - COD is not allowed for the origin/destination pair.
736	COD is not allowed with the service selected.
737	COD is not allowed for the origin/destination pair.
738	COD Remittance is not allowed with the service selected.
739	Cut Flowers is not allowed with the service selected.
740	Cut Flowers is not allowed.
741	Package {PACKAGE_INDEX} - Dangerous Goods is not allowed with the service selected.

Package Movement Information Service	
Code	Message
742	Package {PACKAGE_INDEX} - Dangerous Goods is not allowed for the origin/destination pair.
743	Dangerous Goods is not allowed with the service selected.
744	Dangerous Goods is not allowed for the origin/destination pair.
745	Accessible Dangerous Goods is not allowed with the service selected.
746	Inaccessible Dangerous Goods is not allowed.
747	Inaccessible Dangerous Goods is not allowed with the service selected.
748	Package {PACKAGE_INDEX} - Dry Ice is not allowed with the service selected.
749	Dry Ice is not allowed with the service selected.
750	Hold At Location is not allowed with the service selected.
751	Hold At Location is not allowed.
752	Hold Saturday is not allowed with the service selected.
753	Hold Saturday is not allowed.
754	Package {PACKAGE_INDEX} - Home Delivery Premium Appointment is not allowed with the service selected.
755	Package {PACKAGE_INDEX} - Home Delivery Premium Appointment is not allowed for the origin/destination pair.
756	Home Delivery Premium Appointment is not allowed with the service selected.
757	Home Delivery Premium Appointment is not allowed for the origin/destination pair.
758	Package {PACKAGE_INDEX} - Home Delivery Premium Date Certain is not allowed with the service selected.
759	Package {PACKAGE_INDEX} - Home Delivery Premium Date Certain is not allowed for the origin/destination pair.
760	Home Delivery Premium Date Certain is not allowed with the service selected.
761	Home Delivery Premium Date Certain is not allowed for the origin/destination pair.



# Error Code Messages

Package Movement Information Service	
Code	Message
762	Package {PACKAGE_INDEX} - Home Delivery Premium Evening is not allowed with the service selected.
763	Package {PACKAGE_INDEX} - Home Delivery Premium Evening is not allowed for the origin/destination pair.
764	Home Delivery Premium Evening is not allowed with the service selected.
765	Home Delivery Premium Evening is not allowed for the origin/destination pair.
766	Package {PACKAGE_INDEX} - Home Delivery Premium is not allowed with the service selected.
767	Inside Delivery is not allowed with the service selected.
768	Inside Pickup is not allowed with the service selected.
769	Intl Controlled Export Service is not allowed with the service selected.
770	Intl Controlled Export Service is not allowed.
771	Intl Mail Service is not allowed with the service selected.
772	Intl Mail Service is not allowed.
773	Package {PACKAGE_INDEX} - Non Standard Container is not allowed with the service selected.
774	Package {PACKAGE_INDEX} - Non Standard Container is not allowed for the origin/destination pair.
775	Non Standard Container is not allowed with the service selected.
776	Non Standard Container is not allowed for the origin/destination pair.
777	Package {PACKAGE_INDEX} - Piece Count Verification is not allowed with the service selected.
778	Piece Count Verification is not allowed.
779	Priority Alert is not allowed with the service selected.
781	Return Shipment FedEx Tag is not allowed for the origin/destination pair.
782	Return Shipment Voice Call Tag is not allowed with the service selected.

Package Movement Information Service	
Code	Message
783	Return Shipment Voice Call Tag is not allowed for the origin/destination pair.
784	Return Shipment Printed Label is not allowed with the service selected.
785	Return Shipment Printed Label is not allowed for the origin/destination pair.
786	Return Shipment E-mail Label is not allowed with the service selected.
787	Return Shipment E-mail Label is not allowed for the origin/destination pair.
788	Return Shipment FedEx Tag is not allowed with the service selected.
790	Saturday Delivery is not allowed with the service selected.
791	Saturday Delivery is not allowed.
792	Saturday Pickup is not allowed with the service selected.
793	Package {PACKAGE_INDEX} - Adult Signature is not allowed with the service selected.
794	Package {PACKAGE_INDEX} - Adult Signature is not allowed for the origin/destination pair.
795	Adult Signature is not allowed with the service selected.
796	Adult Signature is not allowed for the origin/destination pair.
797	Adult Signature is not allowed.
798	Package {PACKAGE_INDEX} - Direct Signature is not allowed with the service selected.
799	Package {PACKAGE_INDEX} - Direct Signature is not allowed for the origin/destination pair.
800	Direct Signature is not allowed with the service selected.
801	Direct Signature is not allowed for the origin/destination pair.
802	Direct Signature is not allowed.
803	Package {PACKAGE_INDEX} - Indirect Signature is not allowed with the service selected.
804	Package {PACKAGE_INDEX} - Indirect Signature is not allowed for the origin/destination pair.
805	Indirect Signature is not allowed with the service selected.



# Error Code Messages

Package Movement Information Service	
Code	Message
806	Indirect Signature is not allowed for the origin/destination pair.
807	Indirect Signature is not allowed.
808	Third Party Consignee is not allowed with the service selected.
809	Special service conflict. COD is not valid with COD Remittance.
811	Special service conflict. COD is not valid with Return Shipment FedEx Tag.
812	Special service conflict. COD is not valid with Return Shipment Printed Label.
814	Special service conflict. COD Remittance is not valid with Return Shipment FedEx Tag.
815	Special service conflict. COD Remittance is not valid with Return Shipment Printed Label.
816	Special service conflict. Priority Alert is not valid with COD.
817	Special service conflict. Priority Alert is not valid with COD Remittance.
819	Special service conflict. Priority Alert is not valid with Return Shipment FedEx Tag.
820	Special service conflict. Priority Alert is not valid with Return Shipment Printed Label.
823	Package {PACKAGE_INDEX} - Special service conflict. Direct Signature is not valid with COD.
824	Package {PACKAGE_INDEX} - Special service conflict. Indirect Signature is not valid with COD.
825	Package {PACKAGE_INDEX} - Special service conflict. Indirect Signature is not valid with Dangerous Goods.
826	Package {PACKAGE_INDEX} - Special service conflict. Return Shipment FedEx Tag is not valid with Adult Signature.
827	Package {PACKAGE_INDEX} - Special service conflict. Return Shipment FedEx Tag is not valid with Direct Signature.
828	Package {PACKAGE_INDEX} - Special service conflict. Return Shipment FedEx Tag is not valid with Indirect Signature.
829	Package {PACKAGE_INDEX} - Special service conflict. Return Shipment FedEx Tag is not valid with Home Delivery Premium Appointment.

Package Movement Information Service	
Code	Message
830	Package {PACKAGE_INDEX} - Special service conflict. Return Shipment FedEx Tag is not valid with Home Delivery Premium Date Certain.
831	Package {PACKAGE_INDEX} - Special service conflict. Return Shipment FedEx Tag is not valid with Home Delivery Premium Evening.
832	Package {PACKAGE_INDEX} - Special service conflict. Return Shipment Voice Call Tag is not valid with Adult Signature.
833	Package {PACKAGE_INDEX} - Special service conflict. Return Shipment Voice Call Tag is not valid with Direct Signature.
834	Package {PACKAGE_INDEX} - Special service conflict. Return Shipment Voice Call Tag is not valid with Indirect Signature.
835	Package {PACKAGE_INDEX} - Special service conflict. Return Shipment Voice Call Tag is not valid with Home Delivery Premium Appointment.
836	Package {PACKAGE_INDEX} - Special service conflict. Return Shipment Voice Call Tag is not valid with Home Delivery Premium Date Certain.
837	Package {PACKAGE_INDEX} - Special service conflict. Return Shipment Voice Call Tag is not valid with Home Delivery Premium Evening.
838	Special service conflict. Direct Signature is not valid with COD.
839	Special service conflict. Indirect Signature is not valid with COD.
840	Special service conflict. Indirect Signature is not valid with Dangerous Goods.
841	Special service conflict. Return Shipment FedEx Tag is not valid with Adult Signature.
842	Special service conflict. Return Shipment FedEx Tag is not valid with Direct Signature.
843	Special service conflict. Return Shipment FedEx Tag is not valid with Indirect Signature.
844	Special service conflict. Return Shipment FedEx Tag is not valid with Home Delivery Premium Appointment.
845	Special service conflict. Return Shipment FedEx Tag is not valid with Home Delivery Premium Date Certain.
846	Special service conflict. Return Shipment FedEx Tag is not valid with Home Delivery Premium Evening.



# Error Code Messages

Package Movement Information Service	
Code	Message
847	Special service conflict. Return Shipment Voice Call Tag is not valid with Adult Signature.
848	Special service conflict. Return Shipment Voice Call Tag is not valid with Direct Signature.
849	Special service conflict. Return Shipment Voice Call Tag is not valid with Indirect Signature.
850	Special service conflict. Return Shipment Voice Call Tag is not valid with Home Delivery Premium Appointment.
851	Special service conflict. Return Shipment Voice Call Tag is not valid with Home Delivery Premium Date Certain.
852	Special service conflict. Return Shipment Voice Call Tag is not valid with Home Delivery Premium Evening.
853	Package {PACKAGE_INDEX} - An invalid weight was entered.
854	Package {PACKAGE_INDEX} - COD amount is not within the limits for this collection type.
855	Package {PACKAGE_INDEX} - COD collection amount is required and cannot be a negative value.
856	Package {PACKAGE_INDEX} - COD collection currency type is required and cannot be null.
860	Package {PACKAGE_INDEX} - Dimensions exceed length and girth limit allowed for the origin.
861	Package {PACKAGE_INDEX} - Dimensions exceed length limit allowed for the origin.
862	Package {PACKAGE_INDEX} - Dry Ice weight over limit of 2.5 Kg for destination.
863	Package {PACKAGE_INDEX} - Declared Value exceeds limit allowed.
864	Package {PACKAGE_INDEX} - Invalid dimensions have been entered.
865	Package {PACKAGE_INDEX} - Max Declared Value = \$1,000.
866	Package {PACKAGE_INDEX} - Max Declared Value = \$50,000.
867	Package {PACKAGE_INDEX} - Please select a valid Date Certain delivery date: {DATE_1}; {DATE_2}; {DATE_3}; {DATE_4}; {DATE_5}; {DATE_6}; {DATE_7}; {DATE_8}; {DATE_9}; {DATE_10}; {DATE_11}.
868	Package {PACKAGE_INDEX} - Weight exceeds limit allowed for the origin.

Package Movement Information Service	
Code	Message
869	Package {PACKAGE_INDEX} - E-mail Notification Aggregate cannot be entered at the package level.
872	Package {PACKAGE_INDEX} - Dry Ice weight (in kilograms) is required and cannot be a negative value with Dry Ice special service.
873	Package {PACKAGE_INDEX} - Dry Ice weight is required and cannot be null.
875	Package {PACKAGE_INDEX} - Accessible Dangerous Goods is not allowed with the service selected.
876	Package {PACKAGE_INDEX} - Inaccessible Dangerous Goods is not allowed with the service selected.
877	Package {PACKAGE_INDEX} - Accessible Dangerous Goods is not allowed.
878	Package {PACKAGE_INDEX} - Adult Signature is not allowed.
879	Package {PACKAGE_INDEX} - Appointment Delivery is not allowed.
880	Broker Select Option is not allowed for the origin/destination pair.
881	Package {PACKAGE_INDEX} - Cut Flowers is not allowed.
882	Package {PACKAGE_INDEX} - Direct Signature is not allowed.
883	Package {PACKAGE_INDEX} - Dry Ice is not allowed.
884	Package {PACKAGE_INDEX} - Hold At Location is not allowed.
885	Package {PACKAGE_INDEX} - Hold Saturday is not allowed.
886	Package {PACKAGE_INDEX} - Inaccessible Dangerous Goods is not allowed.
887	Package {PACKAGE_INDEX} - Indirect Signature is not allowed.
888	Package {PACKAGE_INDEX} - Intl Controlled Export Service is not allowed.
889	Package {PACKAGE_INDEX} - Intl Mail Service is not allowed.
890	Package {PACKAGE_INDEX} - Piece Count Verification is not allowed.
891	Package {PACKAGE_INDEX} - Saturday Delivery is not allowed.
892	Package {PACKAGE_INDEX} - Special service conflict.



# Error Code Messages

Package Movement Information Service	
Code	Message
893	Third Party Consignee is not allowed.
894	Package {PACKAGE_INDEX} - Third Party Consignee is not allowed.
895	Special service conflict. Priority Alert is not valid with Return Shipment E-mail Label.
896	Special service conflict. COD is not valid with Return Shipment E-mail Label.
897	Special service conflict. COD Remittance is not valid with Return Shipment E-mail Label.
898	Dry Ice package count is required and cannot be a negative value.
899	Appointment Delivery is not allowed with the service selected.
900	Home Delivery Premium is not allowed with the service selected.
901	Piece Count Verification is not allowed with the service selected.
902	Package {PACKAGE_INDEX} - COD Remittance is not allowed with the service selected.
903	Package {PACKAGE_INDEX} - Cut Flowers is not allowed with the service selected.
904	Package {PACKAGE_INDEX} - Hold At Location is not allowed with the service selected.
905	Package {PACKAGE_INDEX} - Hold Saturday is not allowed with the service selected.
907	Package {PACKAGE_INDEX} - Inside Delivery is not allowed with the service selected.
909	Package {PACKAGE_INDEX} - Inside Pickup is not allowed with the service selected.
910	Package {PACKAGE_INDEX} - Intl Controlled Export Service is not allowed with the service selected.
911	Package {PACKAGE_INDEX} - Intl Mail Service is not allowed with the service selected.
912	Package {PACKAGE_INDEX} - Priority Alert is not allowed with the service selected.
913	Package {PACKAGE_INDEX} - Saturday Delivery is not allowed with the service selected.
915	Package {PACKAGE_INDEX} - Saturday Pickup is not allowed with the service selected.
916	Package {PACKAGE_INDEX} - Third Party Consignee is not allowed with the service selected.
918	Package {PACKAGE_INDEX} - Package is too large.

Package Movement Information Service	
Code	Message
919	Broker Select Option is not allowed with the service selected.
920	Special service conflict. Inside Delivery is not valid with Hold At Location.
922	Hold At Location is not allowed with Residential Delivery.
924	Package count cannot be zero or a negative value.
925	Package count cannot be less than the amount of packages entered.
926	Invalid drop off type for service selected.
927	Package {PACKAGE_INDEX} - Envelope weight over limit. Upgrade Packaging.
928	Invalid currency type for validation. Only USD or CAD is allowed.
929	Dangerous Goods must be entered on all packages.
930	The Dangerous Goods type cannot be different across packages.
931	Signature Option must be entered on all packages.
932	Dry Ice cannot be entered at the shipment level.
933	CommitmentRequest object cannot be null.
934	Package {PACKAGE_INDEX} - Dimensions exceed height limit allowed for the destination.
935	Package {PACKAGE_INDEX} - Dimensions exceed height limit allowed for the origin.
936	Package {PACKAGE_INDEX} - Dimensions exceed length and girth limit allowed for the destination.
937	Package {PACKAGE_INDEX} - Dimensions exceed length limit allowed for the destination.
938	Package {PACKAGE_INDEX} - Weight exceeds limit allowed for the destination.
939	Service {SERVICE_TYPE} is invalid.
940	East Coast Special is not allowed.
941	East Coast Special is not allowed with the service selected.
942	Package {PACKAGE_INDEX} - East Coast Special cannot be entered at the package level.
943	Package {PACKAGE_INDEX} - East Coast Special is not allowed.



# Error Code Messages

Package Movement Information Service	
Code	Message
944	Package {PACKAGE_INDEX} - East Coast Special is not allowed with the service selected.
946	RequestedShipment object cannot be null.
947	The ship date is required. Format is YYYY-MM-DDThh:mm:ssTZD.
948	RequestedPackage object cannot be null or empty.
949	customsClearanceDetail object cannot be null.
950	Broker Address object cannot be null.
951	Broker city, postal code or location must be provided.
952	The length of the broker postal code exceeds the limit of 9 characters.
953	The length of the broker state or province exceeds the limit of 2 characters.
954	The length of the broker country exceeds the limit of 2 characters.
955	The length of the broker location exceeds the limit of 5 characters.
956	Commodity object cannot be null.
957	Commodity {COMMODITY_INDEX} - Commodity is required.
958	Commodity {COMMODITY_INDEX} - Customs value is invalid.
959	Commodity {COMMODITY_INDEX} - Customs value currency type is required and must be three characters.
960	Total packages cannot exceed 99 for FedEx Ground Tag.
961	Customs Value currency type must be the same for all packages.
963	Commodity {COMMODITY_INDEX} - Number of pieces is required and cannot be a negative value or exceed 9,999.
964	An invalid or null RequestedPackageDetailType was entered.
965	Currency type for Declared Value is required.
966	Dimensions exceed height limit allowed for the destination.
967	Dimensions exceed height limit allowed for the origin.

Package Movement Information Service	
Code	Message
968	Dimensions exceed height limit allowed.
969	Dimensions exceed length and girth limit allowed for the destination.
970	Dimensions exceed length and girth limit allowed for the origin.
971	Dimensions exceed length limit allowed for the destination.
972	Dimensions exceed length limit allowed for the origin.
973	Only "IN" and "CM" are valid values for LinearUnits.
974	Only "LB" and "KG" are valid values for WeightUnits.
975	Weight below minimum requirement.
976	Weight exceeds limit allowed for the destination.
977	Weight exceeds limit allowed for the origin.
978	Weight object cannot be null.
979	CarrierCodeType {OPERATING_COMPANY} is invalid or not supported.
980	Destination city is invalid.
981	Origin city is invalid.
982	Service {SERVICE_TYPE} is not allowed for the destination.
983	Service {SERVICE_TYPE} is not allowed for the origin.
984	Commodity {COMMODITY_NAME} is invalid.
985	Commodity {COMMODITY_NAME} is not allowed.
986	Declared Value cannot be a negative value.
987	Package {PACKAGE_INDEX} - Declared Value cannot be a negative value.
988	Dangerous goods accessibility type is invalid.
989	Dangerous goods accessibility type is required and cannot be null.
992	PMIS System Error.





# Error Code Messages

Package Movement Information Service	
Code	Message
2006	FedEx Ground and FedEx Home Delivery shipments may require one additional day in transit to your destination zip code.
2007	FedEx Home Delivery Saturday service is not available to destination zip code.
2008	Money Back Guarantee is not eligible for this pick up/delivery postal/zip code.
2010	The origin state/province code has been changed.
2011	The destination state/province code has been changed.
2013	The origin country code has been changed.
2014	The destination country code has been changed.
2017	The country's default routing code was used for the origin.
2018	The routing code was derived from the postal code for the origin.
2019	The routing code was derived from the city for the origin.
2020	Service was validated at the country level, but might not be valid for the actual intended city for the origin.
2021	Service was not fully validated since the country level information could not be determined for the origin.
2022	Origin is routed through another country.
2023	Commitment cannot be obtained for service {SERVICE_TYPE}. {CODE}
2023	Commitment cannot be obtained for service {SERVICE_TYPE}. {CODE}
2024	The country's default routing code was used for the destination.
2025	The routing code was derived from the postal code for the destination.
2026	The routing code was derived from the city for the destination.
2027	Service was validated at the country level, but might not be valid for the actual intended city for the destination.
2028	Service was not fully validated since the country level information could not be determined for the destination.

Package Movement Information Service	
Code	Message
2029	Destination is routed through another country.
2030	The service option type {SERVICE_OPTION_TYPE} was ignored because it was incompatible with the original request.
2031	Special service {SPECIAL_SERVICE_TYPE} was ignored since it is not relevant to the PMIS request.
2032	The shipdate has been changed for commitment purposes.
9000	Failed to connect to WebLogic at <URL> - Please make sure the URL is correct and the server is running.
9001	Notification not found in reply class: [class_name] returned by method: [method_name] - returning null.
9002	Notification array not found in reply class: [class_name] returned by method: [method_name] - returning null.
9003	Failed to create reply class <class_name> for called method: [method_name]. Exception: [exception_text]. Cause: [cause_text   N/A].
9004	Remote EJB method: <method_name> not called. Unable to create the remote bean. Exception: <exception_text>. Cause: <cause_text>.
9005	Service <interface_name> is busy, max [ connect   invoke ] limit reached: <max_value>.
9006	Unable to invoke method: <method_name>. Service is currently unavailable.
9999	Remote EJB method: <name> failed. Exception: <message_text>. Cause: <cause_text>.

## Pickup Service Error Messages

The following error messages apply to the Pickup Service:

Pickup Service	
Code	Message
1000	General Failure.
1001	Unexpected reply from service.





# Error Code Messages

Pickup Service	
Code	Message
1002	Missing or illegal argument or parameter
1003	Information may have been defaulted to process this request.
1004	Information may have been defaulted to process this request.
2000	Invalid streetLine 1.
2001	Invalid countryCode.
2002	An Address is required for a Party.
2003	A Contact is required for a Party.
2004	The payor's account number is invalid.
2005	The payor's countryCode is invalid.
2006	Package weight exceeds maximum for requested service/packaging.
2007	Package weight is less than the minimum for requested service/packaging.
2008	Duties payment type is not valid for international, non-intra-Canada non-document shipment.
2009	Duties payment type is not compatible with destination country.
2010	Destination country is not Thermal Air WayBill enabled.
2011	Destination country code is invalid.
2012	Shipper/origin country is not Thermal Air WayBill enabled.
2013	Origin/shipper country code is invalid.
2014	Shipments to Syria are not allowed from the specified origin country.
2015	Intra-country (domestic) service not supported for that origin/destination country.
2016	IntraCanada shipments must have Canadian dollars as preferred currency.
2017	Package {PACKAGE_INDEX} carriage value exceeds maximum declared value for intra-Canada shipping.
2018	IntraCanada shipments must have Canadian dollars as carriage value currency.

Pickup Service	
Code	Message
2019	Account number missing from the Client Detail.
2020	Meter number missing from the Client Detail.
2021	Invalid package count or invalid package sequence number.
2022	The masterTrackingId is invalid.
2023	Weight must be expressed in pound units (LB) for Domestic Express Shipments.
2024	Dimensions of package {PACKAGE_INDEX} must be expressed in inches (IN) for Domestic Express Shipments.
2025	Package Count exceeds the maximum allowed.
2026	Packaging Type is invalid for Service Type.
2027	PRINT_RETURN_LABEL is not available with FUTURE_DAY_SHIPMENT.
2028	Invalid ShippingChargesPayment cashAmount.
2029	Bill Recipient or Bill Third Party invalid for this service.
2030	All Currency Types in the Requested Shipment must match.
2031	Signature option not allowed with Intra CA 1 Day Freight.
2032	Broker country should be the same as Recipient country.
2033	Customs Value is required for Intl shipments.
2034	Broker Select Option not allowed with this service type.
2035	NO_SIGNATURE_REQUIRED not allowed with COD.
2036	Invalid Package Detail.
2037	Requested Package Summary cannot be populated.
2038	Inconsistent weight and dimension units, please use English or Metric.
2039	Incomplete commodity description {COMMODITY_INDEX}.
2040	Invalid loadData() parameters.
2041	loadData failed to install Country.dat. Please see log for details.



# Error Code Messages

Pickup Service	
Code	Message
2200	Missing or Invalid Shipment purpose for Commercial Invoice.
2201	Number of Commodities exceeds min or max limit.
2202	Commodity Description is required.
2203	Commodity country of manufacture is required.
2204	Commodity units of quantity is required.
2205	Commodity units is required.
2206	Commodity unit price is required.
2207	Commercial Invoice not allowed for origin destination.
2208	The FTR Exemption or AES Citation you provided is not valid for SED.
2209	Inactive customer account.
2210	Insured value exceeds limit for the selected service in package {PACKAGE_INDEX}.
2211	Insured value exceeds limit for the selected service in package {PACKAGE_INDEX}.
2212	Insured value exceeds limit for the selected service in package {PACKAGE_INDEX}.
2213	Insured value exceeds limit for the selected service in package {PACKAGE_INDEX}.
2214	Insured value exceeds limit for the selected service in package {PACKAGE_INDEX}.
2215	Insured value exceeds limit for the selected service in package {PACKAGE_INDEX}.
2216	Invalid Insured value currency.
2217	Hazmat not allowed with selected service.
2218	Return type not supported.
2219	Origin country code must be U.S. for return shipments.
2220	Destination country code must be U.S. for return shipments.
2221	Only bill shipper or bill third party allowed with return shipments.
2222	COD not allowed with return shipments.

Pickup Service	
Code	Message
2223	Alcohol not allowed with return shipments.
2224	Evening delivery not allowed with return shipments.
2225	Appointment delivery not allowed with return shipments.
2226	Insured value can not be greater than 100 for ground return shipments.
2227	Only 2D Common label allowed with ground return shipments.
2228	Insight shipment fields are not allowed with ground return shipments.
2229	Insured value can not be greater than \$1000 for express return shipments.
2230	Alternate shipper not allowed with return shipments.
2231	DG or Hazmat not allowed with return shipments.
2232	Invalid RMA number.
2233	Invalid or missing notification recipient type.
2234	Invalid or missing notification recipient e-mail format.
2235	E-mail address can not exceed 120 characters.
2236	Invalid or missing E-mail address. Party may not get notified.
2237	Invalid or Missing language code for notification, defaulting to English.
2238	Tracking number required for Deleting a shipment.
2239	Tracking number not in database.
2240	Label Format type can not be empty.
2241	Label Image type can not be empty.
2242	Ground Shipping is not authorized for this User.
2243	Shipments for Home Delivery Service must be designated as Residential Delivery also.
2244	Sequence number of the package can not be zero for MPS packages.
2245	COD can not be specified at package level for Express Shipments.



# Error Code Messages

Pickup Service	
Code	Message
2246	COD can not be specified at Shipment level for Ground Shipments.
2247	Dangerous Goods can not be specified at package level for Express Shipments.
2248	Dangerous Goods can not be specified at Shipment level for Ground Shipments.
2249	TIN Number can not exceed 18 characters.
2250	Currency of insured value defaulted to the currency of origin country.
2251	Insured Value can not exceed customs value.
2252	Declared value exceeds amount allowed for this country.
2253	Multiple Country of Manufacture not allowed for Commodity {COMMODITY_INDEX}.
2254	Minimum dimensions not met for service type.
2255	COD add transportation charge is not allowed for supplied Origin and Destination.
2271	Master information not allowed for first package in MPS.
2272	Payor country code must match either Origin or Destination country code.
2273	Invalid Shipping Charges Payment Type for Payor country code.
2274	Invalid Duties Payment Type for Payor country code.
2275	Weight and dimension values are less than service minimums.
2276	Invalid booking confirmation number.
2277	Invalid shipper load and count.
2278	Commodity line item row is not populated.
2279	No more than two elements of the PriorityAlertDetail contents array will be used.
2300	Weight exceeds max limit for country specified.
2301	Package height exceeds the max height for this service/packaging combination.
2400	SpecialServiceTypes is required when PackageSpecialServicesRequested is present.
2401	Invalid SpecialServiceType in package {PACKAGE_INDEX}.

Pickup Service	
Code	Message
2402	SpecialServiceTypes is required when ShipmentSpecialServicesRequested is present.
2403	CodDetail required when Special Service Type is COD.
2404	DangerousGoodsDetail required when Special Service Type is DANGEROUS_GOODS.
2405	DryIceWeight required when Special Service Type is DRY_ICE.
2406	EmailNotificationDetail required when Special Service Type is EMAIL_NOTIFICATION.
2407	HoldAtLocationDetail required when Special Service Type is HOLD_AT_LOCATION or HOLD_AT_LOCATION with SATURDAY_DELIVERY.
2408	HomeDeliveryPremiumDetail required when Special Service Type is HOME_DELIVERY_PREMIUM.
2409	ReturnShipmentDetail required when Special Service Type is RETURN_SHIPMENT.
2410	SignatureOptionDetail required when Special Service Type is SIGNATURE_OPTION.
2411	Invalid value for Signature Service.
2412	MPS is not allowed for NON-COD shipment.
2413	Invalid addTransportationCharges.
2414	Invalid CodCollectionType.
2415	codRecipient must be supplied when Special Service Type is COD.
2416	codReferenceIndicator is invalid.
2417	companyName OR personName is required.
2418	phoneNumber is required.
2419	Invalid CodCollectionType.
2421	Phone number must be valid.
2422	Invalid customerReferenceType for customer reference {CUSTOMER_REFERENCE_INDEX} in requestedPackage {PACKAGE_INDEX}.
2423	customerReference value length must not exceed 40 characters for customer reference {CUSTOMER_REFERENCE_INDEX} in requestedPackage {PACKAGE_INDEX}.



# Error Code Messages

Pickup Service	
Code	Message
2424	hazMatCertificateData is required.
2425	Invalid dangerousGoodsAccessibilityType.
2426	dangerousGoodsAccessibilityType is required.
2427	clientDetail is required.
2428	Invalid tracking number.
2429	Invalid units for dimensions.
2430	length, width, and height must be greater than 0.
2431	streetLines[1] is required for HoldAtLocationDetail.
2432	Invalid phoneNumber for HoldAtLocationDetail.
2433	City is required for HoldAtLocationDetail.
2434	shippingChargesPaymentType must be shipper for COD.
2435	COD not allowed for service type.
2436	Package girth exceeds the max girth for this service/packaging combination.
2437	Package length exceeds the max length for this service/packaging combination.
2438	Package width exceeds the max width for this service/packaging combination.
2439	Package girth is less than the min girth for this service/packaging combination.
2440	Package length is less than the min length for this service/packaging combination.
2441	Package width is less than the min width for this service/packaging combination.
2442	Invalid statementData for the exportDetail.
2443	B13A Filing Option data are inconsistent.
2444	B13A Filing Option is missing or invalid.
2445	Export permit number is invalid.
2446	Hold At Location not allowed with this service.

Pickup Service	
Code	Message
2447	Signature on File is required for export shipments.
2448	Export detail data are missing from this shipment.
2449	International detail information is required for non-domestic-U.S. shipments.
2450	Destination country does not accept international document shipments.
2451	Destination country does not accept international non-document shipments.
2452	International document type is required for non-domestic-U.S. shipment.
2453	Invalid Localization languageCode.
2454	Invalid currencyType.
2455	Invalid amount.
2456	Payor is required.
2457	requestedShipment is required.
2458	Weight is required.
2459	Weight must be greater than 0.
2460	Invalid weight units.
2461	labelSpecification is required.
2462	Invalid packaging type.
2463	The number of RequestedPackages in the RequestedShipment must be equal to 1.
2464	Invalid service type.
2465	Invalid preferredCurrency.
2466	Invalid dropoffType.
2467	shippingChargesPayment is required.
2468	totalWeight is required.
2469	shipTimestamp is invalid.



# Error Code Messages

Pickup Service	
Code	Message
2470	recipient is required.
2471	shipper is required.
2472	Dry Ice not allowed with Ground service, use Haz Mat instead.
2473	Invalid State Or Province Code.
2474	Invalid city.
2475	Invalid accountNumber.
2476	Invalid meterNumber.
2477	Invalid collectionAmount.
2478	Invalid country code for HoldAtLocationDetail.
2479	Invalid streetLine[1] for HoldAtLocationDetail.
2480	Invalid stateOrProvinceCode for HoldAtLocationDetail.
2481	signatureOptionType specified is invalid.
2482	Specified Signature Option is invalid for Express Freight Service.
2483	signatureReleaseNumber is required for signature option NO_SIGNATURE_REQUIRED.
2484	Signature Option Type has been changed to SERVICE_DEFAULT.
2485	Signature Option Type has been changed to DIRECT.
2486	Signature Option Type has been changed to ADULT.
2487	Dimensions are required for Express Freight Services.
2488	Invalid ShipmentSpecialServiceType.
2489	Invalid Home Delivery Premium Type.
2490	Home Delivery Premium Detail Date must be supplied when requesting DATE_CERTAIN delivery.
2491	Invalid Phone Number for Home Delivery Premium Detail.
2492	Piece Count Verification Box Count must be greater than 0.

Pickup Service	
Code	Message
2493	Piece Count Verification Box Count is invalid with this Service Type.
2494	Package dry ice weight cannot be greater than package weight.
2495	Packaging Type changed to YOUR_PACKAGING for EXPRESS_SAVER service.
2496	No INSIDE_DELIVERY with service type.
2497	No INSIDE_PICKUP with service type.
2498	Recipient/Third party account validation failed.
2499	Recipient/Third party account not authorized for ground billing.
2500	Signature option requested is not valid for this service type.
2501	Weight value cannot be < 1.
2502	This shipment was designated as Residential Delivery but qualifies for FedEx Home Delivery. Please mark this shipment with the service 'FedEx Home Delivery' and re-ship.
2503	Signature option has been changed to INDIRECT.
2504	Invalid Smart post special service type.
2505	"USPS_DELIVERY_CONFIRMATION" was added to the smart post special services.
2506	Invalid Tracking Id Type for Package {PACKAGE_INDEX}.
2507	Invalid Master Tracking Id Type.
2508	Invalid Tracking Id Type.
2516	Shipper Account Number cannot be different from ClientDetail AccountNumber.
2517	When payment Type is shipper, ShippingChargesPayment Payor AccountNumber should match the shipper account number.
2519	Total Insured value exceeds customs value.
2520	Duties Payor Account Number does not match Shipper Account Number.
2521	Importer Account Number does not match Shipper Account Number.
2522	Shipper is the Importer of Record.



# Error Code Messages

Pickup Service	
Code	Message
2523	Broker information cannot be populated for Broker Inclusive shipment.
2524	Duties Payor Account Number is required with THIRD_PARTY as payment type.
2525	Recipient has been defaulted to the Importer of Record.
2526	Importer has been defaulted to the Third Party.
2528	Invalid Importer Data.
2529	GAA form could not be generated.
2530	GAA instructions could not be generated.
2531	Package insured value can not exceed Total insured value.
2532	Hold at Location country must match Recipient country.
2700	Service Factory exception received in Ship.init.
2701	Exception in Ship.deleteShipment.
2702	Exception in Ship.processShipment.
2703	Exception in Ship.validateShipment.
2704	Exception in ValidateDeleteShipment.doValidateDeleteShipment.
2705	Exception in ValidateProcessShipment.doValidateProcessShipment.
2706	Exception in ValidateShipment.doValidateShipment.
2707	Child piece cannot continue processing. The shipment has been deleted.
2708	Dangerous Goods special service type is required with the dangerous goods hazardous commodity option type.
2709	Invalid number of commodities in hazardous commodity content.
2710	Invalid hazmat commodity emergency phone number.
2711	Quantity is required for hazardous commodity content.
2712	Invalid hazardous commodity quantity amount.
2713	Invalid hazardous commodity quantity units.

Pickup Service	
Code	Message
2714	Packaging is required for hazardous commodity content.
2715	Invalid hazardous commodity packaging count.
2716	Invalid hazardous commodity packaging units.
2717	Package {PACKAGE_INDEX} - Dangerous goods hazardous commodity option type is invalid or missing.
2998	General Failure.
2999	Document content type is invalid.
3000	Invalid Shipper city.
3001	Invalid Shipper Country Code.
3002	Invalid Shipper streetLine 1.
3003	Invalid Shipper state Or Province Code.
3004	Shipper Company Name OR Person Name is required.
3005	Shipper Phone Number is required.
3006	Invalid paymentType.
3007	Shipper Person Name must be at least 2 characters.
3008	Invalid labelImageType.
3009	Invalid labelStockType.
3010	Invalid labelPrintingOrientation.
3011	Shipper Company Name must be at least 2 characters.
3012	Shipper Phone Number is invalid.
3013	Recipient Company Name OR Person Name is required.
3014	Recipient Phone Number is required.
3015	Invalid Recipient city.
3016	Recipient Company Name must be at least 2 characters.



# Error Code Messages

Pickup Service	
Code	Message
3017	Invalid Recipient Country Code.
3018	Invalid Recipient StreetLine 1.
3019	Recipient Person Name must be at least 2 characters.
3020	Recipient Phone Number is invalid.
3021	Recipient State Code is missing.
3022	General Failure.
3023	Postal Code not found.
3024	Shipper Postal Code not found.
3025	Invalid Postal Code Format.
3026	Postal Code not Served.
3027	Postal-State Mismatch.
3028	Postal-City Mismatch.
3029	Country not served.
3030	Country code is required and must not exceed the limit of 2 characters.
3031	Invalid postal code/routing code input.
3032	P.O. Box zip.
3033	Postal code or routing code is required.
3034	Postal/Routing code and country do not match.
3035	The length of the postal code exceeds the limit of 16 characters.
3036	The length of the state or province exceeds the limit of 3 characters.
3037	Invalid Shipper Postal Code Format.
3038	Shipper Postal Code not Served.
3039	Shipper Postal-State Mismatch.

Pickup Service	
Code	Message
3040	Shipper Postal-City Mismatch.
3041	Shipper Country not served.
3042	Shipper Country code is required and must not exceed the limit of 2 characters.
3043	Invalid Shipper postal code/routing code input.
3044	Shipper zip is a P.O. Box - Not allowed.
3045	Shipper Postal code or routing code is required.
3046	Shipper Postal/Routing code and country do not match.
3047	The length of the Shipper postal code exceeds the limit of 16 characters.
3048	The length of the Shipper state or province exceeds the limit of 3 characters.
3049	Recipient Postal Code not found.
3050	Invalid Recipient Postal Code Format.
3051	Recipient Postal Code not Served.
3052	Recipient Postal-State Mismatch.
3053	Recipient Postal-City Mismatch.
3054	Recipient Country not served.
3055	Recipient Country code is required and must not exceed the limit of 2 characters.
3056	Invalid Recipient postal code/routing code input.
3057	Recipient zip is a P.O. Box - Not allowed.
3058	Recipient Postal code or routing code is required.
3059	Recipient Postal/Routing code and country do not match.
3060	The length of the Recipient postal code exceeds the limit of 16 characters.
3061	The length of the Recipient state or province exceeds the limit of 3 character.
3062	Hold at Location Postal Code not found.



# Error Code Messages

Pickup Service	
Code	Message
3063	Invalid Hold at Location Postal Code Format.
3064	Hold at Location zip is a P.O. Box - Not allowed.
3065	Hold at Location Postal-State Mismatch.
3066	Hold at Location Postal-City Mismatch.
3067	Hold at Location Country not served.
3068	Hold at Location Country code is required and must not exceed the limit of 2 characters.
3069	Invalid Hold at Location postal code/routing code input.
3070	Hold at Location zip is a P.O. Box - Not allowed.
3071	Hold at Location Postal code or routing code is required.
3072	Hold at Location Postal/Routing code and country do not match.
3073	The length of the Hold at Location postal code exceeds the limit of 16 characters.
3074	The length of the Hold at Location state or province exceeds the limit of 3 character.
3075	Location Not Found.
3076	Shipper Location Not Found.
3077	Recipient Location Not Found.
3078	Hold at Location Address - Location Not Found.
3079	Unable to process requested shipment at this time. Please try later.
3080	Location-Zip mismatch.
3081	Shipper Location-Zip mismatch.
3082	Recipient Location-Zip mismatch.
3083	Hold-at-Location Location-Zip mismatch.
3084	Postal-Country mismatch.
3085	Shipper Postal-Country mismatch.

Pickup Service	
Code	Message
3086	Recipient Postal-Country mismatch.
3087	Hold-at-Location Postal-Country mismatch.
3088	Postal Code not found.
3089	Shipper Postal Code not found.
3090	Postal Code not found.
3091	Hold-at-Location Postal Code not found.
3092	Destination Control Statement type not allowed for selected service.
3093	Destination Control Statement type is not valid.
3094	The provided FTR Exemption or AES Citation is invalid.
3366	Origin country code must be the same as shipper Country Code.
3367	Origin - Invalid streetLine 1.
3368	Origin - Invalid countryCode.
3369	Origin - Company Name OR Person Name is required.
3370	Origin - Phone Number is required.
3371	Origin - Company Name must be at least 2 characters.
3372	Origin - Person Name must be at least 2 characters.
3373	Origin - Phone Number is invalid.
3374	Origin - Invalid State Or Province Code.
3375	Origin - Invalid city.
3376	Origin - Postal Code not found.
3377	Origin - Invalid Postal Code Format.
3378	Origin - Postal Code not Served.
3379	Origin - Postal-State Mismatch.





# Error Code Messages

Pickup Service	
Code	Message
3380	Origin - Postal-City Mismatch.
3381	Origin - Country not served.
3382	Origin - Country code is required and must not exceed the limit of 2 characters.
3383	Origin - Invalid postal code/routing code input.
3384	Origin - P.O. Box zip.
3385	Origin Postal code or routing code is required.
3386	Origin - Postal/Routing code and country do not match.
3387	Origin - The length of the postal code exceeds the limit of 16 characters.
3388	Origin - The length of the state or province exceeds the limit of 3 characters.
3389	Origin - Location Not Found.
3390	International Broker - Invalid streetLine 1.
3391	International Broker - Invalid countryCode.
3392	International Broker - Invalid streetLine 1.
3393	International Broker - Phone Number is required.
3394	International Broker - Invalid Broker Company Name.
3395	International Broker - Invalid Person Name.
3396	International Broker - Phone Number is invalid.
3397	International Broker - Invalid State Or Province Code.
3398	International Broker - Invalid city.
3399	International Broker - Postal Code not found.
3400	International Broker - Invalid Postal Code Format.
3401	International Broker - Postal Code not Served.
3402	International Broker - Postal-State Mismatch.

Pickup Service	
Code	Message
3403	International Broker - Postal-City Mismatch.
3404	International Broker - Country not served.
3405	International Broker - Country code is required and must not exceed the limit of 2 characters.
3406	International Broker - Invalid postal code/routing code input.
3407	International Broker - P.O. Box zip.
3408	International Broker - Postal code or routing code is required.
3409	International Broker - Postal/Routing code and country do not match.
3410	International Broker - The length of the postal code exceeds the limit of 16 characters.
3411	International Broker - The length of the state or province exceeds the limit of 3 characters.
3412	International Broker - Location Not Found.
3413	International Importer of Record - Invalid streetLine 1.
3414	International Importer of Record - Invalid countryCode.
3415	International Importer of Record - Invalid Company Name.
3416	International Importer of Record - Phone Number is required.
3417	International Importer of Record - Company Name must be at least 2 characters.
3418	International Importer of Record - Person Name must be at least 2 characters.
3419	International Importer of Record - Phone Number is invalid.
3420	International Importer of Record - Invalid State Or Province Code.
3421	International Importer of Record - Invalid city.
3422	International Importer of Record - Postal Code not found.
3423	International Importer of Record - Invalid Postal Code Format.
3424	International Importer of Record - Postal Code not Served.
3425	International Importer of Record - Postal-State Mismatch.



# Error Code Messages

Pickup Service	
Code	Message
3426	International Importer of Record - Postal-City Mismatch.
3427	International Importer of Record - Country not served.
3428	International Importer of Record - Country code is required and must not exceed the limit of 2 characters.
3429	International Importer of Record - Invalid postal code/routing code input.
3430	International Importer of Record - P.O. Box zip.
3431	International Importer of Record - Postal code or routing code is required.
3432	International Importer of Record - Postal/Routing code and country do not match.
3433	International Importer of Record - The length of the postal code exceeds the limit of 16 characters.
3434	International Importer of Record - The length of the state or province exceeds the limit of 3 characters.
3435	International Importer of Record - Location Not Found.
3436	Printed Label of Origin - Invalid streetLine 1.
3437	Printed Label of Origin - Invalid countryCode.
3438	Printed Label of Origin - Invalid streetLine 1.
3439	Printed Label of Origin - Phone Number is required.
3440	Printed Label of Origin - Company Name must be at least 2 characters.
3441	Printed Label of Origin - Person Name must be at least 2 characters.
3442	Printed Label of Origin - Phone Number is invalid.
3443	Printed Label of Origin - Invalid State Or Province Code.
3444	Printed Label of Origin - Invalid city.
3445	Printed Label of Origin - Postal Code not found.
3446	Printed Label of Origin - Invalid Postal Code Format.
3447	Printed Label of Origin - Postal Code not Served.

Pickup Service	
Code	Message
3448	Printed Label of Origin - Postal-State Mismatch.
3449	Printed Label of Origin - Postal-City Mismatch.
3450	Printed Label of Origin - Country not served.
3451	Printed Label of Origin - Country code is required and must not exceed the limit of 2 characters.
3452	Printed Label of Origin - Invalid postal code/routing code input.
3453	Printed Label of Origin - P.O. Box zip.
3454	Printed Label of Origin - Postal code or routing code is required.
3455	Printed Label of Origin - Postal/Routing code and country do not match.
3456	Printed Label of Origin - The length of the postal code exceeds the limit of 16 characters.
3457	Printed Label of Origin - The length of the state or province exceeds the limit of 3 characters.
3458	Printed Label of Origin - Location Not Found.
3459	Hold at Location in Special Services Requested - Invalid streetLine 1.
3460	Hold at Location in Special Services Requested - Invalid countryCode.
3461	Hold at Location in Special Services Requested - Invalid streetLine 1.
3462	Hold at Location in Special Services Requested - Phone Number is required.
3463	Hold at Location in Special Services Requested - Company Name must be at least 2 characters.
3464	Hold at Location in Special Services Requested - Person Name must be at least 2 characters.
3465	Hold at Location in Special Services Requested - Phone Number is invalid.
3466	Hold at Location in Special Services Requested - Invalid State Or Province Code.
3467	Hold at Location in Special Services Requested - Invalid city.
3468	Hold at Location in Special Services Requested - Postal Code not found.



# Error Code Messages

Pickup Service	
Code	Message
3469	Hold at Location in Special Services Requested - Invalid Postal Code Format.
3470	Hold at Location in Special Services Requested - Postal Code not Served.
3471	Hold at Location in Special Services Requested - Postal-State Mismatch.
3472	Hold at Location in Special Services Requested - Postal-City Mismatch.
3473	Hold at Location in Special Services Requested - Country not served.
3474	Hold at Location in Special Services Requested - Country code is required and must not exceed the limit of 2 characters.
3475	Hold at Location in Special Services Requested - Invalid postal code/routing code input.
3476	Hold at Location in Special Services Requested - P.O. Box zip.
3477	Hold at Location in Special Services Requested - Postal code or routing code is required.
3478	Hold at Location in Special Services Requested - Postal/Routing code and country do not match.
3479	Hold at Location in Special Services Requested - The length of the postal code exceeds the limit of 16 characters.
3480	Hold at Location in Special Services Requested - The length of the state or province exceeds the limit of 3 characters.
3481	Hold at Location in Special Services Requested - Location Not Found.
3482	COD Recipient in Special Services Requested - Invalid streetLine 1.
3483	COD Recipient in Special Services Requested - Invalid countryCode.
3484	COD Recipient in Special Services Requested - Invalid streetLine 1.
3485	COD Recipient in Special Services Requested - Phone Number is required.
3486	COD Recipient in Special Services Requested - Company Name must be at least 2 characters.
3487	COD Recipient in Special Services Requested - Person Name must be at least 2 characters.
3488	COD Recipient in Special Services Requested - Phone Number is invalid.

Pickup Service	
Code	Message
3489	COD Recipient in Special Services Requested - Invalid State Or Province Code.
3490	COD Recipient in Special Services Requested - Invalid city.
3491	COD Recipient in Special Services Requested - Postal Code not found.
3492	COD Recipient in Special Services Requested - Invalid Postal Code Format.
3493	COD Recipient in Special Services Requested - Postal Code not Served.
3494	COD Recipient in Special Services Requested - Postal-State Mismatch.
3495	COD Recipient in Special Services Requested - Postal-City Mismatch.
3496	COD Recipient in Special Services Requested - Country not served.
3497	COD Recipient in Special Services Requested - Country code is required and must not exceed the limit of 2 characters.
3498	COD Recipient in Special Services Requested - Invalid postal code/routing code input.
3499	COD Recipient in Special Services Requested - P.O. Box zip.
3500	COD Recipient in Special Services Requested - Postal code or routing code is required.
3501	COD Recipient in Special Services Requested - Postal/Routing code and country do not match.
3502	COD Recipient in Special Services Requested - The length of the postal code exceeds the limit of 16 characters.
3503	COD Recipient in Special Services Requested - The length of the state or province exceeds the limit of 3 characters.
3504	COD Recipient in Special Services Requested - Location Not Found.
3505	COD Recipient in Shipment Special Services Requested - Contact or Company name is required.
3506	COD Recipient in Shipment Special Services Requested - Invalid countryCode.
3507	COD Recipient in Special Services Requested - Invalid streetLine 1 for Package {PACKAGE_INDEX}.



# Error Code Messages

Pickup Service	
Code	Message
3508	COD Recipient in Special Services Requested - Phone Number is required for Package {PACKAGE_INDEX}.
3509	COD Recipient in Special Services Requested - Company Name must be at least 2 characters for Package {PACKAGE_INDEX}.
3510	COD Recipient in Special Services Requested - Person Name must be at least 2 characters for Package {PACKAGE_INDEX}.
3511	COD Recipient in Special Services Requested - Phone Number is invalid for Package {PACKAGE_INDEX}.
3512	COD Recipient in Special Services Requested - Invalid State Or Province Code.
3513	COD Recipient in Special Services Requested - Invalid city.
3514	COD Recipient in Special Services Requested - Postal Code not found.
3515	COD Recipient in Special Services Requested - Invalid Postal Code Format.
3516	COD Recipient in Special Services Requested - Postal Code not served.
3517	COD Recipient in Special Services Requested - Postal-State Mismatch.
3518	COD Recipient in Special Services Requested - Postal-City Mismatch.
3519	COD Recipient in Special Services Requested - Country not served.
3520	COD Recipient in Special Services Requested - Country code is required and must not exceed the limit of 2 characters.
3521	COD Recipient in Special Services Requested - Invalid postal code/routing code input.
3522	COD Recipient in Special Services Requested - P.O. Box zip.
3523	COD Recipient in Special Services Requested - Postal code or routing code is required.
3524	COD Recipient in Special Services Requested - Postal/Routing code and country do not match.
3525	COD Recipient in Special Services Requested - The length of the postal code exceeds the limit of 16 characters.

Pickup Service	
Code	Message
3526	COD Recipient in Special Services Requested - The length of the state or province exceeds the limit of 3 characters.
3527	COD Recipient in Special Services Requested - Location Not Found for Package# {PACKAGE_INDEX}.
3530	Invalid credit card transaction detail data.
3531	MPS is not allowed with authorized credit card shipments.
3532	Only U.S. domestic shipments are allowed with authorized credit card shipping.
3533	Electronic Trade Documents are not available for domestic shipments.
3534	Electronic Trade Documents request are not supported with future day shipments.
3535	Customer documents cannot be requested for return. Only FedEx generated documents can be returned.
3536	Electronic Trade Document file type or name is invalid.
3537	Number of Electronic Trade Documents attached exceed the maximum allowed.
3538	Customer documents or request to generate shipping documents is required to process a shipment with Electronic Trade Document request.
3539	Uploaded Electronic Trade Document Type is not valid.
3540	Estimated duties and taxes are returned only for shipping charges payment type of shipper.
3541	Electronic Trade Documents are not allowed with the special services selected.
3542	ETD not allowed with document shipments with no commercial value.
3543	Document {DOC_INDEX} size exceeds maximum allowed.
3544	Customer provided CI is not allowed when the original FedEx generated shipping document request has a CI/PI.
3545	Customer should attach at least one CI or PI or select option to create FedEx generated CI or PI to ship ETD.
3601	At least one freight shipment line item is required.



# Error Code Messages

Pickup Service	
Code	Message
3602	Freight shipment line item {FREIGHT_SHIPMENT_LINE_ITEM} -commodity description is required.
3603	Freight shipment role type invalid or missing.
3604	Freight account payment type invalid or missing.
3605	Account number is not valid for the role selected.
3606	Freight payment type is not valid for the role selected.
3900	Invalid Recipient Customs Tax ID.
3901	Invalid Tax ID Type.
3902	Description not valid for documents with value.
3903	Commodity customs value cannot be greater than zero if commodity description is Correspondence/No Commercial Value.
3904	Commodity unit value cannot be greater than zero if commodity description is Correspondence/No Commercial Value.
3905	A commercial invoice is not allowed if the country of manufacture is XX.
3906	Electronic Commercial Invoice not allowed for non-dutiable document shipment.
3907	Invalid Customs Value.
3908	Weight is required for commodity {COMMODITY_INDEX}.
3909	Customs Value cannot be zero for commodity {COMMODITY_INDEX}.
3910	Invalid description of contents for commodity {COMMODITY_INDEX}.
3911	Quantity is required for commodity {COMMODITY_INDEX}.
3913	Unit value is required for commodity {COMMODITY_INDEX}.
3914	Unit of measurement required for commodity {COMMODITY_INDEX}.
3928	Pickup date time is required.
3929	Invalid ready date time, must contain a time between 08:00am and 06:00pm.
3930	Total insured value for express tag should be between 0 and 50000.

Pickup Service	
Code	Message
3931	Invalid date format at ready date time.
3932	Invalid date format at latest pickup date time.
3938	Ready date, pickup date and the shipment date are not the same.
3939	Invalid ready date time for commercial pickup.
3940	For commercial pickup the ready date time should be before the business close time.
3941	Ready date should be after the current date.
3942	Courier instructions field should not be more than 30 characters.
3943	Business close time does not contain a time between 08:00am and 06:00pm.
3944	The requested pickup date is not a business day.
3945	The requested pickup date may not be more than 14 days from today.
3946	Call tag may only be canceled by the shipper who originally requested it.
3947	Unable to retrieve details: confirmation number not found.
3948	Unable to cancel call tag; it has been already canceled.
3949	The Ground system indicated the call tag cannot be canceled.
3950	Invalid time stamp.
3951	Invalid special service option type at package {PACKAGE_INDEX}.
3952	Confirmation number required to cancel a tag transaction.
3953	Invalid payment type.
3954	Past Cut Off Time.
3955	Cannot schedule pickup beyond 1 working day.
3956	Cannot schedule pickup request for previous day.
3957	Customer reference number contains an invalid character.
3958	Duplicate cancel request.



# Error Code Messages

Pickup Service	
Code	Message
3959	No dispatch found for this location.
3960	Zip state mismatch.
3961	Incomplete recipient data.
3962	Dispatch already exists.
3963	Package Count exceeds the maximum allowed.
3964	Difference between Ready Time and Business Close / Last Pickup Time is too small.
3965	The payment details used to schedule the ground call tag is required for cancellation.
3966	Destination address is not provided/ invalid.
3967	Invalid Company Close Time.
3970	PickupDetail Request Type - Pickup Request Type is invalid.
3971	PickupDetail Request Source - Pickup Request Source is invalid.
3975	Duplicate sequence or Missing sequence number in the package list.
3976	Harmonized code is invalid.
4000	Invalid or blank FICE type.
4001	FICE license or permit number is required.
4002	FICE license or permit number expiration date is invalid.
4003	Document shipment is not allowed with FICE.
4004	Invalid service type selected for FICE shipment.
4005	FICE license or permit number is not required.
4006	FICE license or permit number expiration date is not required.
4007	FICE entry number is required.
4008	FICE entry number isn't required.
4009	FICE Foreign Trade Zone code is required.

Pickup Service	
Code	Message
4010	Invalid Physical Packaging.
5010	Account Number Is Empty or NULL.
5011	Meter Number Is Empty or NULL.
5012	Account Number Not In database.
5013	FedEx account number and meter inconsistent
5014	Invalid or blank package count.
5015	weight.value missing or invalid
5016	No Contact Name specified.
5017	Invalid Company close time.
5018	Unable To Pickup before Close time.
5019	Too late for pickup.
5020	No pickup service today.
5021	Ready Date is not available for Pickup.
5022	Unable to process request
5023	Bad transaction number
5024	Bad Address; it is Empty or NULL.
5025	Bad City; Field is empty or null.
5026	State field is empty or null.
5027	Missing or invalid postalCode
5028	Invalid ready time.
5029	Missing or invalid countryCode
5030	Invalid Zip Code.
5031	Destination Zip Code is Invalid.



# Error Code Messages

Pickup Service	
Code	Message
5032	Destination Zip Code is an Unserved P.O. Box
5033	Destination Zip Code is a served P.O. Box.
5034	Same-day service not available to this location.
5035	Service is not available to this location.
5036	Too Late For PickUp Service. Drop off available.
5037	CSS Service is not allow to this location.
5038	Dangerous goods are not allow to this location.
5039	Dry Ice is not allow to this location.
5040	No HAL service to this location.
5041	Original Zip Code is a P.O. Box.
5042	Invalid Pickup Time.
5043	Destination Zip Code is out of Delivery Area.
5044	Ready Time after Cutoff Time.
5045	Unable to process request
5046	Missing Authentication Flag.
5047	Missing or invalid confirmation number
5048	Invalid Location ID.
5049	No Dispatch found for this account
504A	Invalid Customer Name
504B	Invalid phone number.
504C	Previous day pickup, cannot cancel or update.
504D	Pickup already made, cannot cancel or update.
504E	General update error.

Pickup Service	
Code	Message
504F	Pickup was canceled - cannot update.
5050	Pickup is over 2 days old - cannot update.
5051	Remote location - call FedEx.
5052	Database failure.
5053	Unable to process request
5054	Dispatch already exists.
5055	Intra-country service not available.
5056	Pickup Date too far in future
5057	Invalid date.
5058	Past Express Freighter cutoff - use international priority.
5059	Cannot schedule dispatch for more than a given number of working days.
505A	State or zip code change not allowed.
505B	Must reschedule to change pickup day.
505C	Location is missing or invalid
505D	Carrier missing or invalid
505E	Courier remarks missing or invalid.
505F	Invalid package width
5060	Invalid package length
5061	Invalid package height
5062	Invalid Service Type
5063	Invalid Truck Type
5064	Invalid Trailer Size
5065	Invalid Booking Number ( Only Numeric ).



# Error Code Messages

Pickup Service	
Code	Message
5066	Invalid Girth. ( This is returned by P2D ).
5067	Invalid Dept, Floor, Suite Code.
5068	Max Weight allowed Per Piece is 2200 for F1/F2/F3 as per P2D
5069	More then 1 record matches phone number from 1source. IVRDispatch only.
5070	1 Source cannot find account number. IVRDispatch only.
5071	Unable to call Rate. IVRDispatch only.
5072	Unable to call 1source. IVRDispatch only.
5073	Response from P2D is too Large. IVRDispatch only.
5074	Unable to connect to Ursa Error.
5075	Incomplete Date Returned from P2D. ExpressTag Only.
5076	Incomplete Time Returned from P2D. ExpressTag Only.
5077	Package Count is invalid. ExpressTag Only.
5078	Exp Tag Service Code is invalid. ExpressTag Only.
5079	Both Contact Name and Company Name are blank. ExpressTag Only.
507A	Currency Code must be USD.
507B	Declared Value is too large, blank, or not valid.
507C	Weight UOM must be LBS.
507D	Bad RMA Number.
507E	Bad Pay Type.
507F	Pay Type is Other but Payor AcctNbr is blank .
5080	P2D Returns a different Date then requested. ExpressTag Only.
5081	Average Package Weight Exceeds Service Code Limit. ExpressTag Only.
5082	Invalid Recipient Phone Number. ExpressTag Only.

Pickup Service	
Code	Message
5083	Recipient streetLine missing.
5084	Recipient city missing
5085	Invalid Recipient State. ExpressTag Only.
5087	Recipient countryCode missing
5088	Neither Recipient Company Name nor Contact Name populated. ExpressTag Only.
5089	Postal code and state/province mismatch.
508A	Recipient Zip State Combination doesn't match. ExpressTag Only.
508B	Duplicate cancel request.
508C	Cannot schedule a Pickup Request for the previous day.
508D	Same day Express Tag not available at pickup address
508E	Saturday Delivery not available for standard overnight.
508F	PRP Indicator is set but PRP not populated. IVR Dispatch Only.
5090	Sat. Hold at Loc. not available for Standard Overnight
5091	Max Weight for Letter Exceeded.
5092	Special services conflict
5093	Difference between LatestPickupTime and ReadyTime too small
509D	Unique UserId missing or invalid
509E	softwareId missing or invalid
50A0	Unable to process request
50A2	Unable to process request
50A3	Invalid FedEx account number
50A4	Invalid meter number
50A6	Invalid courierRemarks



## Error Code Messages



Pickup Service	
Code	Message
50A7	Missing or invalid Ground shipper number
50A8	Unable to process request
50A9	Unable to process request
50AA	Unable to process request
50AB	Unable to process request
50AC	Unable to process request
50AD	Postal code and country do not match
50AE	Country not served
50AF	Unable to process request
50B0	Unable to process request
50B1	Unable to process request
50B2	Client softwareId and softwareRelease not supported
50B4	PickupRequestType array missing or empty
50B5	PickupRequestType array contains an invalid value
50B6	Express Tag not available for this address
5094	Prohibited shipper State Code.
5095	Prohibited Recipient State Code.
5100	Unable to process request
5101	Unable to process request
5102	Unable to process request
5103	Unable to process request
5104	Unable to process request
5105	Pickup more than 4 days old

Pickup Service	
Code	Message
5106	Unable to schedule pickup
5107	Package access needed
5108	Unable to process request
5109	Unable to process request
510A	softwareRelease missing or invalid
510B	clientDetail missing
510C	dimensions.units missing or invalid
510D	weight.units missing or invalid
510E	region code missing or invalid.
510F	address missing or Invalid.
5110	callCenterId missing or invalid
5111	streetLine missing
5112	lastAccessTime missing or invalid
5113	weight missing
5114	weight.value missing or invalid
5115	getFurtherLocationDescription.type is missing or invalid
5116	getFurtherLocationDescriptions.description is missing or invalid.
5117	undefined serviceType
5118	Service not available to this location.
5119	invalid serviceType
511A	invalid packagingType
511B	invalid pickupType
511C	Unable to process request



# Error Code Messages

Pickup Service	
Code	Message
511D	account not Ground enabled
511E	Unable to process request
511F	state code and postal does not match
5120	invalid carrier for service
5121	Recipient address missing
5122	PackageDetails array must contain at least one item
5123	Package weight value missing or invalid
5124	Package weight units missing or invalid
5125	Package insuredValue missing or invalid
5126	Package insuredValue units missing or invalid
5127	Total insuredValue value missing or invalid
5128	Total insuredValue value missing or invalid
5129	Package insuredValue value missing
512A	Requested Account does not match Existing Account
512B	payor accountNumber is invalid
512C	paymentType is invalid
512D	payor accountNumber is missing
512E	paymentType is missing
512F	payor is missing
5130	TagDetail is missing
5131	Service and Packaging are required for Express Tag
5132	Service level invalid
5133	Could not communicate with freight service

Pickup Service	
Code	Message
5134	Cargo account in active status
5135	Cargo account in inactive status
5136	Cargo account in inactive status - cannot dispatch
5137	numberOfBusinessDays is invalid
5138	undefined packagingType
5139	Invalid countryRelationships value.
5145	Pickup Date not a working day.
5146	Same Day Metro service not enabled.
5147	Max weight for PO service is 31 KG per package.
5148	A pickup already exists
5149	Unable to create ground account number.
514A	No tracking or account number provided for ground pickup for return.
514B	Invalid tracking id.
5150	Unable to process request
5151	Unable to process request
5152	No reason text specified
5153	Pickup request has been assigned. Cannot cancel pickup
5154	Account number, shipment type, and shipment terms do not match
5155	Poison not allowed in, out, or within Mexico
5156	Poison not allowed in, out, or within Mexico for shipment {PARAM_ID_1}
5157	Invalid role
5158	Invalid email for shipment {PARAM_ID_1}
5159	Zip code must be no more than 5 characters



# Error Code Messages

Pickup Service	
Code	Message
515A	Canada postal codes must be no more than 6 characters
515B	Pickup has been combined with a previous request
515C	User to call customer service
515D	Invalid pieces for shipment {PARAM_ID_1}
515E	Invalid total handling units for shipment {PARAM_ID_1}
515F	Invalid weight for shipment {PARAM_ID_1}
5160	Guaranteed service not available for this route for shipment {PARAM_ID_1}
5161	PO number is not specified
5162	Freeze protection not allowed for shipment {PARAM_ID_1}
5163	Hazmat not allowed to Mexico for shipment {PARAM_ID_1}
5164	Invalid origin country
5165	Invalid origin postal code
5166	Invalid origin city
5167	Invalid origin state
5168	Invalid origin address
5169	No service center exists for pickup location
516A	Invalid destination country for shipment {PARAM_ID_1}
516B	Invalid destination postal code for shipment {PARAM_ID_1}
516C	Invalid payment terms
516D	Pickups in the Washington D.C. area require 1 day advance notice.
516E	The required international shipping forms must be presented to driver at time of pickup.
516F	No service center exists for destination location for shipment {PARAM_ID_1}
5170	Pickups from Mexico to Puerto Rico are not allowed for shipment {PARAM_ID_1}

Pickup Service	
Code	Message
5171	Invalid zip code for COD shipments
5172	Intra Canada shipment not available for {PARAM_ID_2} shipments for shipment {PARAM_ID_1}
5173	Intra Mexico shipment not available for shipment {PARAM_ID_1}
5174	Intra service not available for shipments in overseas states for shipment {PARAM_ID_1}
5175	Service not available for shipments from overseas states to Canada for shipment {PARAM_ID_1}
5176	Canada to US is not allowed for {PARAM_ID_2} shipments for shipment {PARAM_ID_1}
5177	Mexico to US is not allowed for {PARAM_ID_2} shipments for shipment {PARAM_ID_1}
5178	Canada to Mexico shipments are not allowed for shipment {PARAM_ID_1}
5179	Mexico to Canada shipments are not allowed for shipment {PARAM_ID_1}
517A	Account address does not match
517B	Pickup time is past service center cutoff time
517C	The pickup has been assigned to a driver, cannot update pickup
517D	Additional documentation needed for pickups in D.C.
517E	Shipment {PARAM_ID_1} is invalid
517F	Pickup date is a Canadian holiday or weekend
5180	Pickup date is a US holiday or weekend
5181	Pickup date is in the past
5182	Close time is prior to 1200
5183	Dock close time is before pickup time
5184	Pickup time is less than 90 minutes before dock close time
5185	Invalid origin contact name
5186	Dock close time is before current service center time



# Error Code Messages

Pickup Service	
Code	Message
5187	Service center time is less than 90 minutes from dock close time
5188	Service center time is less than 120 minutes from dock close time
5189	Company Name or Account Number required
518A	Begin Date missing or invalid
518B	End Date missing or invalid
518D	Invalid origin company name
518E	Invalid origin e-mail address
518F	Invalid origin phone number
5190	Route error on shipment {PARAM_ID_1}: {PARAM_ID_2}
5209	Freight functionality has been disabled
5300	Unable to process request for express regulars.
5301	Unable to process request for express regulars in the past.
5302	Missing required date field in request for express regulars.
5303	Unable to process request for express regulars in the past.
5304	Unable to process request for express regulars in the past.
5305	Unable to process request for express regulars in the future.
5306	Unable to process request for express regulars in the future.
5307	Unable to process request for express regulars in the future.
5308	Effective date cannot be in the past.
5309	Unable to process Cancel request.
530A	Missing or Invalid Start Date on Cancel request.
530B	Missing or Invalid End Date on Cancel request.
530C	Missing or Invalid Contact Name on Cancel request.

Pickup Service	
Code	Message
530D	Missing or Invalid Phone Number on Cancel request.
530E	Missing or Invalid Account Number on Cancel request.
530F	Unable to process history detail request.
5310	Unable to process history detail request.
5311	Unable to process history detail request.
5312	Some pickups may not have been returned.
5400	Missing or invalid Zip Code.
5401	Postal Country required if account specified.
5402	Pickup not found.
5403	Unable to process request.
5404	No pickups specified.
5405	End date less than begin date
5406	Begin or end date less than today.
5407	Today not valid for beginning or ending suspension date.
5420	Missing or Invalid Keyed Sequence Number.
6001	Invalid thermal printer.
6002	Invalid label type.
6003	Missing Label Type.
6004	Invalid or missing label format type.
6005	Thermal printer type supplied for plain paper request.
6006	Invalid payment type.
6007	Invalid dangerous goods value.
6008	Invalid weight unit.



# Error Code Messages

Pickup Service	
Code	Message
6009	Invalid Dim Units.
6010	Invalid COD payment type.
6011	Missing Product Code.
6012	Can not find service description.
6013	Missing Recipient country code.
6014	Invalid recipient country code.
6015	Invalid postal code.
6016	Invalid carrier code.
6017	Invalid Language indicator.
6018	Graphic Entry Missing Graphic Info.
6019	X Location Missing for Custom Label Entry.
6020	Y Location Missing for Custom Label Entry.
6021	Font Information Missing for Custom Text Entry.
6022	Bar Code Height missing from Custom Bar Code Entry.
6023	Thin Bar Width missing from Custom Bar Code Entry.
6024	Bar Code Symbology Missing from Custom Bar Code Entry.
6025	Invalid Stock Type.
6026	Invalid DocTab path.
6027	DocTabContent not present. No doc-tab will be produced.
6028	LabelPrintingOrientationType not specified - using default value of N.
6044	The customer provided image exceeds maximum size allowed.
6045	Error while parsing VPath values.
6046	International shipping documents are not supported by non-international shipments.

Pickup Service	
Code	Message
6047	Invalid values for LabelPrintingOrientationType.
6048	Invalid type for OversizeClassType.
6049	Invalid character data found while processing the label.
6050	Shipment request failed due to label creation error.
6051	Shipment request failed due to label creation error.
6052	Shipment request failed due to label creation error.
6053	Shipment request failed due to label creation error.
6054	Shipment request failed due to label creation error.
6055	Shipment request failed due to label creation error.
6056	Shipment request failed due to label creation error.
6057	Shipment request failed due to label creation error.
6058	Shipment request failed due to label creation error.
6059	DryIceTotalWeight is greater than total shipment weight.
6060	ShipmentDryIceDetail is required.
6061	Invalid shipmentDryIceDetail totalWeight.
6062	Invalid shipment totalWeight.
6063	Invalid shipmentDryIceDetail packageCount.
6064	Total commodities weight is greater than package or shipment weight.
6065	Commodities are required for International Shipments.
6066	Insufficient information for commodity {COMMODITY_INDEX} to complete shipment.
6067	Weight units are inconsistent or differ from master.
6068	Invalid values for DocTabContentType.
6069	Unable to generate label - unexpected special character in request.



# Error Code Messages

Pickup Service	
Code	Message
6071	Unable to generate shipping documents.
6072	Duplicate shipping document types are not allowed.
6073	Invalid disposition type for {SHIPPING_DOCUMENT}.
6074	Invalid grouping type for {SHIPPING_DOCUMENT}.
6075	Invalid access reference for {SHIPPING_DOCUMENT}.
6076	Label request is not supported.
6077	Labels to file is supported for offline clients only.
6097	Customer supplied documents are currently not supported.
6098	Customer supplied images are currently not supported.
6099	FedEx generated customs documents are currently not supported.
6501	RequestedShipment TotalWeight - weight must be greater than 0.
6502	RequestedShipment TotalWeight - Invalid weight units.
6503	RequestedShipment TotalWeight - weight exceeds maximum for requested service/packaging.
6504	RequestedShipment TotalWeight - weight is less than the minimum for requested service/packaging.
6505	Weight - weight must be greater than 0 in RequestedPackage {PACKAGE_INDEX}.
6506	Weight - Invalid weight units in RequestedPackage {PACKAGE_INDEX}.
6507	SpecialServicesRequested dryIceWeight - weight must be greater than 0 in RequestedPackage {PACKAGE_INDEX}.
6508	SpecialServicesRequested dryIceWeight - Invalid weight units in RequestedPackage {PACKAGE_INDEX}.
6509	Weight - weight must be greater than 0 in Commodity {COMMODITY_INDEX}.
6510	Weight - Invalid weight units in Commodity {COMMODITY_INDEX}.

Pickup Service	
Code	Message
6511	Recipients Localization - Invalid Localization languageCode for recipient {EMAIL_RECIPIENT_INDEX}.
6512	TransactionDetail Localization - Invalid Localization languageCode.
6513	RequestedShipment SpecialServicesRequested codDetail - Shipping Charges Payment Type must be shipper for COD.
6514	SpecialServicesRequested codDetail - Shipping Charges Payment Type must be shipper for COD in RequestedPackage {PACKAGE_INDEX}.
6515	ClientDetail Localization - Invalid Localization languageCode.
6518	RequestedShipment SpecialServicesRequested codDetail - COD not allowed for service type.
6519	SpecialServicesRequested codDetail - COD not allowed for service type in RequestedPackage {PACKAGE_INDEX}.
6520	Weight - Package weight exceeds maximum for requested service/packaging in RequestedPackage {PACKAGE_INDEX}.
6521	Weight - Package weight is less than the minimum for requested service/packaging in RequestedPackage {PACKAGE_INDEX}.
6522	SpecialServicesRequested dryIceWeight - Package weight exceeds maximum for requested service/packaging in RequestedPackage {PACKAGE_INDEX}.
6523	SpecialServicesRequested dryIceWeight - Package weight is less than the minimum for requested service/packaging in RequestedPackage {PACKAGE_INDEX}.
6524	Weight - Package weight exceeds maximum for requested service/packaging in Commodity {COMMODITY_INDEX}.
6525	Weight - Package weight is less than the minimum for requested service/packaging in Commodity {COMMODITY_INDEX}.
6526	RequestedShipment Origin contact - companyName OR personName is required.
6527	RequestedShipment Origin contact - phoneNumber is required.
6530	RequestedShipment Origin contact - Phone Number is invalid.
6531	RequestedShipment Recipient contact - companyName OR personName is required.



# Error Code Messages

Pickup Service	
Code	Message
6532	RequestedShipment Recipient contact - phoneNumber is required.
6535	RequestedShipment Recipient contact - Phone Number is invalid.
6536	RequestedShipment Shipper contact - companyName OR personName is required.
6537	ShippingChargesPayment Payor - The payor's account number is invalid.
6538	ShippingChargesPayment Payor - The payor's countryCode is invalid.
6539	customsClearanceDetail Payor - The payor's account number is invalid.
6540	customsClearanceDetail Payor - The payor's countryCode is invalid.
6541	RequestedShipment Shipper contact - phoneNumber is required.
6542	Package {PACKAGE_INDEX} weight is inconsistent with dimension units, please use only English or Metric.
6543	Commodity weight is inconsistent with dimension units, please use only English or Metric.
6544	Shipment total weight is inconsistent with dimension units, please use only English or Metric.
6545	RequestedShipment SpecServReq codDetail codRecipient - An Address is required for a Party.
6546	RequestedShipment SpecServReq codDetail codRecipient - A Contact is required for a Party.
6547	RequestedShipment InternationalDetail broker - An Address is required for a Party.
6548	RequestedShipment customsClearanceDetail broker - A Contact is required for a Party.
6549	RequestedShipment customsClearanceDetail importerOfRecord - An Address is required for a Party.
6550	RequestedShipment customsClearanceDetail importerOfRecord - A Contact is required for a Party.
6551	RequestedShipment Shipper - An Address is required for a Party.
6552	RequestedShipment Shipper - A Contact is required for a Party.
6553	RequestedShipment Recipient - An Address is required for a Party.

Pickup Service	
Code	Message
6554	RequestedShipment Recipient - A Contact is required for a Party.
6555	InsuredValue - Invalid amount in RequestedPackage {PACKAGE_INDEX}.
6556	InsuredValue - Invalid currency in RequestedPackage {PACKAGE_INDEX}.
6557	VariableHandlingChargeDetail fixedValue - Invalid amount in RequestedPackage {PACKAGE_INDEX}.
6558	VariableHandlingChargeDetail fixedValue - Invalid currency in RequestedPackage {PACKAGE_INDEX}.
6559	SpecialServicesRequested codDetail collectionAmount - Invalid amount in RequestedPackage {PACKAGE_INDEX}.
6560	SpecialServicesRequested codDetail collectionAmount - Invalid currency in RequestedPackage {PACKAGE_INDEX}.
6561	customsClearanceDetail CustomsValue - Invalid amount.
6562	customsClearanceDetail CustomsValue - Invalid currency.
6563	RequestedShipment VariableHandlingChargeDetail fixedValue - Invalid amount.
6564	RequestedShipment VariableHandlingChargeDetail fixedValue - Invalid currency.
6565	CommercialInvoice FreightCharges - Invalid amount.
6566	CommercialInvoice FreightCharges - Invalid currency.
6567	CommercialInvoice InsuranceCharge - Invalid amount.
6568	CommercialInvoice InsuranceCharge - Invalid currency.
6569	CommercialInvoice TaxesOrMiscellaneousCharge - Invalid amount.
6570	CommercialInvoice TaxesOrMiscellaneousCharge - Invalid currency.
6571	CustomsValue - Invalid amount in Commodity {COMMODITY_INDEX}.
6572	CustomsValue - Invalid currency in Commodity {COMMODITY_INDEX}.
6573	UnitPrice - Invalid amount in Commodity {COMMODITY_INDEX}.
6574	UnitPrice - Invalid currency in Commodity {COMMODITY_INDEX}.



# Error Code Messages

Pickup Service	
Code	Message
6575	RequestedShipment SpecialServicesRequested codDetail collectionAmount - Invalid amount.
6576	RequestedShipment SpecialServicesRequested codDetail collectionAmount - Invalid currency.
6577	LabelSpecification TermsAndConditionsLocalization - Invalid Localization languageCode.
6578	RequestedShipment totalInsuredValue - Invalid amount.
6579	RequestedShipment totalInsuredValue - Invalid currency.
6581	RequestedShipment Shipper contact - Phone Number is invalid.
6582	RequestedShipment SpecialServicesRequested dangerousGoodsDetail - hazMatCertificateData is required.
6583	RequestedShipment SpecialServicesRequested dangerousGoodsDetail - Invalid dangerousGoodsAccessibilityType.
6584	RequestedShipment SpecialServicesRequested dangerousGoodsDetail - dangerousGoodsAccessibilityType is required.
6585	SpecialServicesRequested dangerousGoodsDetail - hazMatCertificateData is required in RequestedPackage {PACKAGE_INDEX}.
6586	SpecialServicesRequested dangerousGoodsDetail - Invalid dangerousGoodsAccessibilityType in RequestedPackage {PACKAGE_INDEX}.
6587	SpecialServicesRequested dangerousGoodsDetail - dangerousGoodsAccessibilityType is required in RequestedPackage {PACKAGE_INDEX}.
6588	RequestedShipment SpecialServicesRequested codDetail codRecipient contact - companyName OR personName is required.
6589	RequestedShipment SpecialServicesRequested codDetail codRecipient contact - phoneNumber is required.
6590	RequestedShipment ShippingChargesPayment amount - Invalid amount.
6591	RequestedShipment ShippingChargesPayment amount - Invalid currency.
6592	RequestedShipment SpecialServicesRequested codDetail codRecipient contact - Phone Number is invalid.

Pickup Service	
Code	Message
6598	LabelSpecification PrintedLabelOrigin contact - companyName OR personName is required.
6599	LabelSpecification PrintedLabelOrigin contact - phoneNumber is required.
6602	LabelSpecification PrintedLabelOrigin contact - Phone Number is invalid.
6603	customsClearanceDetail ImporterOfRecord contact - companyName OR personName is required.
6604	customsClearanceDetail ImporterOfRecord contact - phoneNumber is required.
6607	customsClearanceDetail ImporterOfRecord contact - Phone Number is invalid.
6608	customsClearanceDetail Broker contact - companyName OR personName is required.
6609	customsClearanceDetail Broker contact - phoneNumber is required.
6612	customsClearanceDetail Broker contact - Phone Number is invalid.
6613	RequestedShipment SpecialServicesRequested codDetail - Invalid collectionAmount.
6614	RequestedShipment SpecialServicesRequested codDetail - Invalid addTransportationCharges.
6615	RequestedShipment SpecialServicesRequested codDetail - Invalid CodCollectionType.
6616	RequestedShipment SpecialServicesRequested codDetail - codReferenceIndicator is invalid.
6617	PackageSpecialServicesRequested - Invalid codCollectionAmount in RequestedPackage {PACKAGE_INDEX}.
6618	SpecialServicesRequested codDetail - Invalid addTransportationCharges in RequestedPackage {PACKAGE_INDEX}.
6619	SpecialServicesRequested codDetail - Invalid CodCollectionType in RequestedPackage {PACKAGE_INDEX}.
6620	SpecialServicesRequested codDetail - codReferenceIndicator is invalid in RequestedPackage {PACKAGE_INDEX}.
6631	RequestedShipment shippingChargesPayment - Payor is required.
6632	Requested Shipment customsClearanceDetail dutiesPayment - Payor is required.
6633	Shipping account used for missing Shipping Charges Payment.





# Error Code Messages

Pickup Service	
Code	Message
6635	requestedShipment specialServicesRequested codDetail codRecipient - TIN Number can not exceed 18 characters.
6636	customsClearanceDetail broker - TIN Number can not exceed 18 characters.
6637	customsClearanceDetail importerOfRecord - TIN Number can not exceed 18 characters.
6638	Shipper TIN Number can not exceed 18 characters.
6639	Recipient TIN Number can not exceed 18 characters.
6640	Requested Shipment totalWeight must be expressed in pound units (LB) for Domestic Express Shipments.
6641	Weight for requested package {PACKAGE_INDEX} must be expressed in pound units (LB) for Domestic Express Shipments.
6642	specialServicesRequested dryIceWeight for requested package {PACKAGE_INDEX} must be expressed in pound units (LB) for Domestic Express Shipments.
6643	Weight for commodity {COMMODITY_INDEX} must be expressed in pound units (LB) for Domestic Express Shipments.
6644	DutiesPayment - Invalid amount in cashAmount.
6645	DutiesPayment - Invalid currency in cashAmount.
6646	DutiesPayment - Payor country code must match either Origin or Destination country code.
6647	ShippingChargesPayment - Payor country code must match either Origin or Destination country code.
6648	Dry Ice Weight value cannot be < 1 in package {PACKAGE_INDEX}.
6649	Package Weight value cannot be < 1.
6650	Weight value cannot be < 1 for Commodity {COMMODITY_INDEX}.
6651	Dry Ice Total Weight value cannot be < 1.
6652	ShipmentTotalWeight value cannot be < 1.
6653	RequestedShipment ShipmentDryIceDetail totalWeight - weight value must be greater than 0.

Pickup Service	
Code	Message
6654	RequestedShipment ShipmentDryIceDetail totalWeight - Invalid weight units.
6655	RequestedShipment ShipmentDryIceDetail totalWeight - weight exceeds maximum for requested service/packaging.
6656	RequestedShipment ShipmentDryIceDetail totalWeight - weight is less than the minimum for requested service/packaging.
6657	RequestedShipment ShipmentDryIceDetail totalWeight - must be expressed in pound units (LB) for Domestic Express Shipments.
6658	DryIce weight value in package {PACKAGE_INDEX} exceeds maximum allowed for specified country.
6659	Package weight value in package {PACKAGE_INDEX} exceeds maximum allowed for specified country.
6660	Commodity weight value exceeds maximum allowed for specified country.
6661	Package Weight value in package {PACKAGE_INDEX} exceeds maximum allowed for specified country.
6662	ShipmentDryIceDetail - totalWeight value exceeds maximum allowed for specified country.
6901	Completed Shipment Detail was null.
6902	Effective Shipment data was null.
6903	Ground Service Code not found.
6904	Origin Country code not found.
6905	Destination country code not found.
6906	No pickup on Saturday, Sunday or holiday.
6907	Could not determine Origin state.
6908	Could not determine the alcohol shipment customer reference.
6950	Sunday pickup is not allowed for the origin country. Defaulting to Monday.
6951	Invalid future date.
6952	Invalid Credit Card Type.



# Error Code Messages

Pickup Service	
Code	Message
6953	Invalid Credit Card Number.
6954	Invalid Credit Card expiration date.
7000	Unable to obtain courtesy rates.
7001	Unable to obtain courtesy rates.
7002	Unable to obtain courtesy rates.
7003	Unable to obtain courtesy rates.
7004	Unable to Retrieve packages for Shipment Level Rating.
7005	Rate Service call Failed attempting to obtain shipment level rates.
7006	Unable to satisfy requested COD add transportation charges.
7007	Expected MPS Shipment, found only 1 piece.
7008	General Failure.
7020	Invalid variable handling charge type.
7021	Variable handling charge value (percent or amount) was invalid for the handling charge type requested.
7022	Invalid variable handling charge value.
7023	Invalid add freight to COD collect amount request type.
7024	Variable handling currency {CURRENCY_TYPE_1} does not match the rate currency {CURRENCY_TYPE_2}; variable handling could not be calculated.
7025	Invalid variable handling amount.
7026	Multi-weight rate auto selected to fulfill COD transportation charge.
7027	Multi-weight rate unavailable, Account rate added to COD amount.
7028	Unable to determine whether an out of {PICKUP_OR_DELIVERY} area surcharge applies, because the specified {LOCATION_INFO} could not be confirmed.
7029	Additional out of pickup and/or delivery surcharges may apply on final invoice.

Pickup Service	
Code	Message
7030	Rate information will be provided on successful processing of the last piece of the multiple piece shipment.
7031	Additional rate type(s) not returned because the requested type(s) were invalid.
7032	Variable handling not allowed at the package level for FedEx Express multi-piece shipments; only shipment level calculations will be performed.
7033	Rates are not available for the account number provided.
7034	The requested {ORIGIN_OR_DESTINATION} country is not supported for estimated duties and taxes.
7035	Estimated duties and taxes are only valid for international requests.
7036	Estimated duties and taxes are not yet supported for FedEx Ground multiple piece shipments.
7037	Harmonized code is missing or invalid for commodity (COMMODITY_INDEX); estimated duties and taxes were not returned.
7038	Additional measures are missing or invalid for commodity {COMMODITY_INDEX}; estimated duties and taxes were not returned.
7040	Country of manufacture is missing or invalid for commodity {COMMODITY_INDEX}; estimated duties and taxes were not returned.
7041	Estimated duties and taxes service is currently unavailable; your rate quote will not include estimated duties and taxes information for your commodities.
7042	The coupon code entered is invalid rating is not available.
7043	This bill-to account cannot be used to obtain a rate quote for the originating zip/postal code. Please select a different bill-to account.
7044	Guaranteed Date service was applied to this shipment at no extra charge.
7045	Freight shipment line item {FREIGHT_SHIPMENT_LINE_ITEM} - nmfcCode is invalid.
7046	Freight shipment line item {FREIGHT_SHIPMENT_LINE_ITEM} - a valid class is required for rating.
7800	UN ID is invalid.

## Error Code Messages



Pickup Service	
Code	Message
7801	Invalid dangerous goods commodity data.
7802	Package {PACKAGE_INDEX} – Invalid dangerous goods commodity data for commodity {COMMODITY_INDEX}.
7803	Package {PACKAGE_INDEX} – Invalid Technical name for commodity {COMMODITY_INDEX}.
7804	Package {PACKAGE_INDEX} – Invalid combinations of commodities.
7805	Invalid explosive classes.
7806	Package {PACKAGE_INDEX} – the hazard class is invalid for commodity {COMMODITY_INDEX}.
7807	Package {PACKAGE_INDEX} – UN ID is invalid for commodity {COMMODITY_INDEX}.
8001	Meter number is not registered.
8002	Meter number is not allowed to ship.
8003	Express account and Meter number not consistent.
8004	Ground shipper number/express account number not consistent.
8005	Ground shipper number not found for the meter.
8006	Meter number is NOT active.
8007	Invalid Meter number.
8008	Invalid Express account number.
8009	Invalid Ground shipper number.
8010	Invalid software type and/or version for this transaction.
8011	Product Version no longer supported or not defined.
8060	Credit Card declined.
8061	Credit Card data is invalid: {CODE}.
8062	Invalid credit card data.
8066	Invalid Currency Code.

Pickup Service	
Code	Message
8067	Invalid credit card data.
8068	Invalid credit card data.
8069	Credit Card Type does not match Credit Card Number.
8070	Invalid Credit Card Holder Data.
8071	Invalid credit card data.
8072	Invalid shipper address.
8073	Credit Card authorization failed.
8074	Invalid credit card data.
8075	Invalid credit card data.
8076	Credit Card shipment charges do not fall within min and max.
8077	E-mail address required for credit card shipping.
8078	Credit card declined.
8079	Invalid credit card data.
8080	Invalid credit card data.
8081	General Failure.
8138	Account not found.
8139	Invalid customer account number.
8140	Invalid customer field requested.
8141	Ground account data unavailable.
8142	Invalid data for freight billing address.
8143	Freight billing address supplied does not match address on record.
8147	Unable to delete record from database.
8148	Failed to insert record into database.



# Error Code Messages

Pickup Service	
Code	Message
8149	Unable to retrieve record from database.
8150	Duplicate or missing tracking number.
8151	Invalid Piece Description.
8152	Invalid Reference.
8153	Invalid Purchase Order.
8154	Bar Code Label: Maximum size constraint violated.
8155	Other Label: Maximum size constraint violated.
8156	Ground Reference Invoice Nbr: Maximum size constraint violated.
8157	Invalid RMA Number.
8158	Sunday delivery is only available with Priority Overnight service.
8159	Shipment Delete was requested for a tracking number already in a deleted state.
8160	Invalid ground account number.
8161	Invalid Tracking Number.
8162	Ground account mismatch.
8163	Invalid tracking number.
8164	Invalid Smart Post Mailer ID.
8165	Invalid Smart Post Pickup Carrier.
8200	Special service is invalid.
8201	Service is invalid.
8202	Address object for the origin cannot be null.
8206	An invalid destination country was entered.
8207	An invalid destination zip/postal code was entered.
8208	An invalid origin country was entered.

Pickup Service	
Code	Message
8209	An invalid origin zip/postal code was entered.
8210	An invalid weight was entered.
8212	Cannot ship from this origin zip/postal code to this destination zip/postal code.
8213	COD amount is not within the limits for this collection type.
8214	COD collection amount is required and cannot be null.
8215	COD collection currency type is required and cannot be null.
8216	COD collection type is required and cannot be null.
8217	CodDetail object cannot be null.
8218	Currency type for Insured Value is required.
8222	Customer not eligible for Priority Alert.
8223	Customer not eligible for Third Party Consignee.
8224	Dangerous goods accessibility type is invalid.
8225	Dangerous goods accessibility type is required and cannot be null.
8226	Destination Country Not Served.
8227	Destination P.O. Box Zip.
8228	Destination Postal Code Not Served.
8229	Destination postal code/routing code and country do not match.
8230	Destination Postal Not Found.
8231	Destination Postal-City Mismatch.
8232	Destination Postal-Country Mismatch.
8233	Destination Postal-State Mismatch.
8234	Dim unit of measure must be the same for all packages.
8235	Package {PACKAGE_INDEX} - Dimensions exceed height limit allowed.



# Error Code Messages

Pickup Service	
Code	Message
8236	Dimensions exceed length and girth limit allowed.
8237	Dimensions exceed length limit allowed.
8238	Package {PACKAGE_INDEX} - Dry Ice weight (in kilograms) is required with Dry Ice special service.
8239	Dry ice weight is required and cannot be null.
8240	Dry Ice weight over limit of 2.5 Kg for destination.
8241	Envelope weight over limit. Upgrade Packaging.
8242	Package {PACKAGE_INDEX} - Home Delivery premium type is invalid.
8243	Home Delivery premium type is required and cannot be null.
8244	HomeDeliveryPremiumDetail object cannot be null.
8245	Inside Delivery is not allowed.
8246	Inside Pickup is not allowed.
8247	Insured Value exceeds limit allowed.
8248	Invalid currency type for validation. Only CAD is allowed.
8249	Invalid currency type for validation. Only USD is allowed.
8250	Invalid destination postal code/routing code input.
8251	Invalid Destination Postal Format.
8252	Invalid dimensions have been entered.
8253	Drop off type is not allowed.
8254	Invalid drop off type.
8255	Invalid form ID.
8256	Invalid origin postal code/routing code input.
8257	Invalid Origin Postal Format.
8258	Max Insured Value = \$1,000.

Pickup Service	
Code	Message
8259	Max Insured Value = \$100 for Envelope or Pak.
8260	Max Insured Value = \$100.
8261	Dry Ice weight (in kilograms) is required with Dry Ice special service.
8263	Only IN and CM are valid values for LinearUnits.
8264	Only LB and KG are valid values for WeightUnits.
8265	Origin Country Not Served.
8266	Origin Location-Postal Mismatch.
8267	Origin P.O. Box Zip.
8268	Origin Postal Code Not Served.
8272	Package is too large.
8273	Packaging is invalid.
8274	Please select a valid Date Certain delivery date: {DATE_1}; {DATE_2}; {DATE_3}; {DATE_4}; {DATE_5}; {DATE_6}; {DATE_7}; {DATE_8}; {DATE_9}; {DATE_10}; {DATE_11}.
8275	Return type is invalid.
8276	Return type is required and cannot be null.
8277	Saturday Pickup is not allowed.
8278	ServiceAvailabilityAndValidationRequest object cannot be null.
8279	Package {PACKAGE_INDEX} - Signature option type is invalid.
8280	Signature option type is required and cannot be null.
8281	SignatureOptionDetail object cannot be null.
8282	Special service conflict.
8283	The date for Home Delivery Date Certain is required. Format is CCYY-MM-DD.
8284	The date is required. Format is CCYY-MM-DD.
8285	The destination country is required and must not exceed the limit of 2 characters.



# Error Code Messages

Pickup Service	
Code	Message
8286	The destination postal code or routing code is required.
8287	The drop off type is required and cannot be null or empty.
8288	The length of the destination postal code exceeds the limit of 16 characters.
8289	The length of the destination state or province exceeds the limit of 3 characters.
8290	The length of the origin postal code exceeds the limit of 16 characters.
8291	The length of the origin state or province exceeds the limit of 3 characters.
8292	The origin country is required and must not exceed the limit of 2 characters.
8293	The origin postal code or routing code is required.
8294	The packaging is required and cannot be null or empty.
8295	The service is required and cannot be null or empty.
8296	Total packages cannot exceed 1 for FedEx 10Kg/25Kg Box.
8297	Total packages cannot exceed 1 for FedEx Envelope.
8298	Total packages cannot exceed 1 for FedEx Pak.
8299	Total packages cannot exceed 25 for FedEx Express Tag.
8300	Package {PACKAGE_INDEX} - Weight below minimum requirement.
8301	Weight exceeds limit allowed. {PACKAGE_INDEX}.
8302	Weight object cannot be null.
8303	Weight unit of measure must be the same for all packages.
8304	COD collection type is invalid.
8305	Currency type must be the same for all packages.
8306	The bar code is required and must not exceed the limit of 34 characters.
8313	This method is not yet available.
8314	Location-Country Mismatch.

Pickup Service	
Code	Message
8315	Hold at Location Not Allowed.
8316	Saturday Delivery is not allowed with Service, Special Service or Pickup Day.
8317	Accessible Dangerous Goods is not allowed.
8318	First Overnight is only allowed to A1 service areas.
8319	Origin not allowed for FedEx Europe First.
8320	Destination not allowed for FedEx Europe First.
8321	Inaccessible Dangerous Goods is not allowed.
8322	Dry Ice is not allowed.
8323	International Controlled Export Service is not allowed.
8324	Airbill not allowed.
8325	RouteShipmentRequest object cannot be null.
8326	The form ID is required and must not exceed the limit of 4 characters.
8327	The maximum special services allowed is 14.
8328	The tracking number is required and must not exceed the limit of 12 characters.
8329	TrackingId object cannot be null.
8330	RouteShipmentPackageDetail cannot be null.
8331	Residential Pickup/Delivery is not allowed.
8332	Transit information is not available.
8333	Either airbillScan or formId must be provided.
8334	An invalid date was entered. The date cannot be more than one year before or after the current date.
8335	Packaging is not allowed.
8336	Service type not valid with commitment.
8337	Residential Delivery is not allowed.



# Error Code Messages

Pickup Service	
Code	Message
8338	The Signature option cannot be different across packages.
8339	Special service {SPECIAL_SERVICE_TYPE} is invalid.
8340	Package {PACKAGE_INDEX} - Special service {SPECIAL_SERVICE_TYPE} is invalid.
8341	Package {PACKAGE_INDEX} - Shipment level special service cannot be entered at the package level.
8342	Package level Special Service cannot be entered at the shipment level.
8343	Package {PACKAGE_INDEX} - Appointment Delivery is not allowed with the service selected.
8344	Appointment Delivery is not allowed.
8345	Package {PACKAGE_INDEX} - Broker Select Option is not allowed with the service selected.
8346	Broker Select Option is not allowed.
8347	Package {PACKAGE_INDEX} - COD is not allowed with the service selected.
8348	Package {PACKAGE_INDEX} - COD is not allowed for the origin/destination pair.
8349	COD is not allowed with the service selected.
8350	COD is not allowed for the origin/destination pair.
8351	COD Remittance is not allowed with the service selected.
8352	Cut Flowers is not allowed with the service selected.
8353	Cut Flowers is not allowed.
8354	Package {PACKAGE_INDEX} - Dangerous Goods is not allowed with the service selected.
8355	Package {PACKAGE_INDEX} - Dangerous Goods is not allowed for the origin/destination pair.
8356	Dangerous Goods is not allowed with the service selected.
8357	Dangerous Goods is not allowed for the origin/destination pair.
8358	Accessible Dangerous Goods is not allowed with the service selected.

Pickup Service	
Code	Message
8359	Inaccessible Dangerous Goods is not allowed.
8360	Inaccessible Dangerous Goods is not allowed with the service selected.
8361	Package {PACKAGE_INDEX} - Dry Ice is not allowed with the service selected.
8362	Dry Ice is not allowed with the service selected.
8363	Hold At Location is not allowed with the service selected.
8364	Hold At Location is not allowed.
8365	Hold At Location with Saturday Delivery is not allowed with the service selected.
8366	Hold At Location with Saturday Delivery is not allowed.
8367	Package {PACKAGE_INDEX} - Home Delivery Premium Appointment is not allowed with the service selected.
8368	Package {PACKAGE_INDEX} - Home Delivery Premium Appointment is not allowed for the origin/destination pair.
8369	Home Delivery Premium Appointment is not allowed with the service selected.
8370	Home Delivery Premium Appointment is not allowed for the origin/destination pair.
8371	Package {PACKAGE_INDEX} - Home Delivery Premium Date Certain is not allowed with the service selected.
8372	Package {PACKAGE_INDEX} - Home Delivery Premium Date Certain is not allowed for the origin/destination pair.
8373	Home Delivery Premium Date Certain is not allowed with the service selected.
8374	Home Delivery Premium Date Certain is not allowed for the origin/destination pair.
8375	Package {PACKAGE_INDEX} - Home Delivery Premium Evening is not allowed with the service selected.
8376	Package {PACKAGE_INDEX} - Home Delivery Premium Evening is not allowed for the origin/destination pair.
8377	Home Delivery Premium Evening is not allowed with the service selected.
8378	Home Delivery Premium Evening is not allowed for the origin/destination pair.



# Error Code Messages

Pickup Service	
Code	Message
8379	Package {PACKAGE_INDEX} - Home Delivery Premium is not allowed with the service selected.
8380	Inside Delivery is not allowed with the service selected.
8381	Inside Pickup is not allowed with the service selected.
8382	Intl Controlled Export Service is not allowed with the service selected.
8383	Intl Controlled Export Service is not allowed.
8384	Intl Mail Service is not allowed with the service selected.
8385	Intl Mail Service is not allowed.
8386	Package {PACKAGE_INDEX} - Non Standard Container is not allowed with the service selected.
8387	Package {PACKAGE_INDEX} - Non Standard Container is not allowed for the origin/destination pair.
8388	Non Standard Container not allowed with the service selected.
8389	Non Standard Container is not allowed for the origin/destination pair.
8390	Package {PACKAGE_INDEX} - Piece Count Verification is not allowed with the service selected.
8391	Piece Count Verification is not allowed.
8392	Priority Alert is not allowed with the service selected.
8393	Return Shipment FedEx Tag not allowed with the service selected.
8394	Return Shipment FedEx Tag not allowed for the origin/destination pair.
8395	Return Shipment Voice Call Tag not allowed with the service selected.
8396	Return Shipment Voice Call Tag not allowed for the origin/destination pair.
8397	Return Shipment Printed Label not allowed with the service selected.
8398	Return Shipment Printed Label not allowed for the origin/destination pair.
8399	Return Shipment E-mail Label not allowed with the service selected.

Pickup Service	
Code	Message
8400	Return Shipment E-mail Label not allowed for the origin/destination pair.
8401	Return Shipment FedEx Tag not allowed with the service selected.
8402	Return Shipment not allowed with the service selected.
8403	Saturday Delivery is not allowed with the service selected.
8404	Saturday Delivery is not allowed.
8405	Saturday Pickup is not allowed with the service selected.
8406	Package {PACKAGE_INDEX} - Adult Signature is not allowed with the service selected.
8407	Package {PACKAGE_INDEX} - Adult Signature is not allowed for the origin/destination pair.
8408	Adult Signature is not allowed with the service selected.
8409	Adult Signature is not allowed for the origin/destination pair.
8410	Adult Signature is not allowed.
8411	Package {PACKAGE_INDEX} - Direct Signature is not allowed with the service selected.
8412	Package {PACKAGE_INDEX} - Direct Signature is not allowed for the origin/destination pair.
8413	Direct Signature is not allowed with the service selected.
8414	Direct Signature is not allowed for the origin/destination pair.
8415	Direct Signature is not allowed.
8416	Package {PACKAGE_INDEX} - Indirect Signature is not allowed with the service selected.
8417	Package {PACKAGE_INDEX} - Indirect Signature is not allowed for the origin/destination pair.
8418	Indirect Signature is not allowed with the service selected.
8419	Indirect Signature is not allowed for the origin/destination pair.
8420	Indirect Signature is not allowed.
8421	Third Party Consignee is not allowed with the service selected.





# Error Code Messages

Pickup Service	
Code	Message
8422	Special service conflict. COD is not valid with COD_REMITTANCE, PRINT_RETURN_LABEL, EMAIL_LABEL, or FEDEX_TAG.
8423	Special service conflict. COD_REMITTANCE is not valid with PRINT_RETURN_LABEL, EMAIL_LABEL or FEDEX_TAG.
8424	Special service conflict. PRIORITY_ALERT is not valid with COD, COD_REMITTANCE, PRINT_RETURN_LABEL, EMAIL_LABEL or FEDEX_TAG.
8425	Special service conflict. HOLD_AT_LOCATION is not valid with SATURDAY_DELIVERY or RESIDENTIAL_DELIVERY.
8426	Package {PACKAGE_INDEX} - Special service conflict. DIRECT Signature Option type is not valid with COD.
8427	Package {PACKAGE_INDEX} - Special service conflict. INDIRECT Signature Option type is not valid with COD or DANGEROUS_GOODS.
8428	Package {PACKAGE_INDEX} - Special service conflict. Return Shipment FedEx Tag is not valid with ADULT, DIRECT, or INDIRECT Signature Option types nor APPOINTMENT, DATE_CERTAIN, or EVENING Home Delivery Option types.
8429	Package {PACKAGE_INDEX} - Special service conflict. Return Shipment Voice Call Tag is not valid with ADULT, DIRECT, or INDIRECT Signature Option Types nor APPOINTMENT, DATE_CERTAIN, or EVENING Home Delivery Option types.
8430	Special service conflict. DIRECT Signature Option type is not valid with COD.
8431	Special service conflict. INDIRECT Signature Option type is not valid with COD or DANGEROUS_GOODS.
8432	Special service conflict. Return shipment FedEx Tag is not valid with ADULT, DIRECT, or INDIRECT Signature Option types nor APPOINTMENT, DATE_CERTAIN, or EVENING Home Delivery Option types.
8433	Special service conflict. Return Shipment Voice Call Tag is not valid with ADULT, DIRECT, or INDIRECT Signature Option Types nor APPOINTMENT, DATE_CERTAIN, or EVENING Home Delivery Option types.
8434	Package {PACKAGE_INDEX} - An invalid weight was entered.
8435	Package {PACKAGE_INDEX} - COD amount is not within the limits for this collection type.

Pickup Service	
Code	Message
8436	Package {PACKAGE_INDEX} - COD collection amount is required and cannot be null.
8437	Package {PACKAGE_INDEX} - COD collection currency type is required and cannot be null.
8438	Package {PACKAGE_INDEX} - COD collection type is invalid.
8439	Package {PACKAGE_INDEX} - COD collection type is required and cannot be null.
8440	Package {PACKAGE_INDEX} - Dimensions exceed length and girth limit allowed. {1}
8441	Package {PACKAGE_INDEX} - Dimensions exceed length limit allowed. {1}
8442	Package {PACKAGE_INDEX} - Dry Ice weight over limit of 2.5 Kg for destination.
8443	Package {PACKAGE_INDEX} - Insured Value exceeds limit allowed.
8444	Package {PACKAGE_INDEX} - Invalid dimensions have been entered.
8445	Package {PACKAGE_INDEX} - Max Insured Value = \$1,000.
8446	Package {PACKAGE_INDEX} - Max Insured Value = \$50,000.
8447	Package {PACKAGE_INDEX} - Please select a valid Date Certain delivery date: {DATE_1}; {DATE_2}; {DATE_3}; {DATE_4}; {DATE_5}; {DATE_6}; {DATE_7}; {DATE_8}; {DATE_9}; {DATE_10}; {DATE_11}.
8448	Package {PACKAGE_INDEX} - Weight exceeds limit allowed. {1}
8449	Package {PACKAGE_INDEX} - COD cannot be entered at the package level for the selected service.
8451	Broker Select Option cannot be entered at the shipment level for the selected service.
8452	COD cannot be entered at the shipment level for the selected service.
8453	Dangerous Goods cannot be entered at the shipment level for the selected service.
8454	Package {PACKAGE_INDEX} - Broker Select Option cannot be entered at the package level for the selected service.
8455	Package {PACKAGE_INDEX} - Dangerous Goods cannot be entered at the package level for the selected service.
8457	Package {PACKAGE_INDEX} - Dry Ice weight (in kilograms) is required with Dry Ice special service.



# Error Code Messages

Pickup Service	
Code	Message
8458	Special service conflict. HOLD_AT_LOCATION with SATURDAY_DELIVERY is not valid with RESIDENTIAL_DELIVERY.
8459	Package {PACKAGE_INDEX} - Accessible Dangerous Goods is not allowed with the service selected.
8460	Special service conflict. SATURDAY_DELIVERY is not valid with HOLD_AT_LOCATION.
8461	Package {PACKAGE_INDEX} - Inaccessible Dangerous Goods is not allowed with the service selected.
8462	Package {PACKAGE_INDEX} - Accessible Dangerous Goods is not allowed.
8463	Package {PACKAGE_INDEX} - ADULT Signature Option type is not allowed.
8464	Package {PACKAGE_INDEX} - APPOINTMENT_DELIVERY is not allowed.
8465	Package {PACKAGE_INDEX} - BROKER_SELECT_OPTION is not allowed.
8466	Package {PACKAGE_INDEX} - CUT_FLOWERS is not allowed.
8467	Package {PACKAGE_INDEX} - DIRECT Signature option is not allowed.
8468	Package {PACKAGE_INDEX} - DRY_ICE is not allowed.
8469	Package {PACKAGE_INDEX} - HOLD_AT_LOCATION is not allowed.
8470	Package {PACKAGE_INDEX} - HOLD_AT_LOCATION with SATURDAY_DELIVERY is not allowed.
8471	Package {PACKAGE_INDEX} - Inaccessible Dangerous Goods is not allowed.
8472	Package {PACKAGE_INDEX} - INDIRECT Signature Option type is not allowed.
8473	Package {PACKAGE_INDEX} - INTERNATIONAL_CONTROLLED_EXPORT_SERVICE is not allowed.
8474	Package {PACKAGE_INDEX} - INTERNATIONAL_MAIL_SERVICE is not allowed.
8475	Package {PACKAGE_INDEX} - PIECE_COUNT_VERIFICATION is not allowed.
8476	Package {PACKAGE_INDEX} - SATURDAY_DELIVERY is not allowed.
8477	Package {PACKAGE_INDEX} - Special service conflict.

Pickup Service	
Code	Message
8478	Third Party Consignee is not allowed.
8479	Package {PACKAGE_INDEX} - Third Party Consignee is not allowed.
8480	FedEx Ground and FedEx Home Delivery shipments may require one additional day in transit to your destination zip code.
8481	FedEx Home Delivery Saturday service is not available to destination zip code.
8482	Money Back Guarantee is not eligible for this pick up/delivery postal/zip code.
8483	FedEx Home Delivery premium services are not available to this destination.
8484	Dry Ice package count is required.
8485	Appointment Delivery is not allowed with the service selected.
8486	Home Delivery Premium is not allowed with the service selected.
8487	Piece Count Verification is not allowed with the service selected.
8488	Package {PACKAGE_INDEX} - COD Remittance is not allowed with the service selected.
8489	Package {PACKAGE_INDEX} - Cut Flowers is not allowed with the service selected.
8490	Package {PACKAGE_INDEX} - Hold At Location is not allowed with the service selected.
8491	Package {PACKAGE_INDEX} - Hold Saturday is not allowed with the service selected.
8492	Package {PACKAGE_INDEX} - Inside Delivery is not allowed.
8493	Package {PACKAGE_INDEX} - Inside Delivery is not allowed with the service selected.
8494	Package {PACKAGE_INDEX} - Inside Pickup is not allowed.
8495	Package {PACKAGE_INDEX} - Inside Pickup is not allowed with the service selected.
8496	Package {PACKAGE_INDEX} - Intl Controlled Export Service is not allowed with the service selected.
8497	Package {PACKAGE_INDEX} - Intl Mail Service is not allowed with the service selected.
8498	Package {PACKAGE_INDEX} - Priority Alert is not allowed with the service selected.
8499	Package {PACKAGE_INDEX} - Saturday Delivery is not allowed with the service selected.



# Error Code Messages

Pickup Service	
Code	Message
8500	Password: min size violated.
8501	Password: max size violated.
8502	Password: null value.
8503	Password: invalid data.
8504	Expiration Date: exceeds max number of days.
8505	Expiration Date: null value.
8506	Expiration Date: invalid data.
8507	Expiration Date: invalid date format.
8508	Exceeded expiration date.
8509	Expiration date is expired: Reprint not allowed.
8510	Unable to cancel, because label has been generated.
8511	Tracking number already canceled.
8512	Label has expired.
8513	Expiration date must be >= today.
8514	Expiration date must be >= today and < 30 days in future.
8515	Tracking number provided is not in the database.
8516	Unable to connect to E-mail label server.
8517	Tracking number required
8518	Invalid return shipper e-mail ID.
8519	Tracking number required for cancel
8520	Invalid item description.
8521	Invalid Merchant Contact Phone.
8522	Number of packages exceeds maximum.

Pickup Service	
Code	Message
8523	Number of packages must be greater than 0.
8524	Invalid Shipper e-mail address.
8525	Invalid Recipient e-mail address.
8526	Pending type is missing or invalid.
8527	Invalid recipient phone extension.
8528	Delivery instructions length is invalid.
8529	Invalid shipper phone extension.
8600	Package {PACKAGE_INDEX} - Saturday Pickup is not allowed.
8601	Package {PACKAGE_INDEX} - Saturday Pickup is not allowed with the service selected.
8602	Package {PACKAGE_INDEX} - Third Party Consignee is not allowed with the service selected.
8604	Package {PACKAGE_INDEX} - Package is too large.
8605	Broker Select Option is not allowed with the service selected.
8606	Special service conflict. INSIDE_DELIVERY is not valid with HOLD_AT_LOCATION.
8607	Special service conflict. INSIDE_DELIVERY is not valid with HOLD_AT_LOCATION with SATURDAY_DELIVERY.
8608	Package {PACKAGE_INDEX} - Insured Value exceeds limit allowed.
8609	Package {PACKAGE_INDEX} - Envelope weight over limit. Upgrade Packaging.
8610	Invalid drop off type for service selected.
8611	Shipment special service entered at package level.
8612	Invalid currency type for validation. Only USD or CAD is allowed.
8613	Dangerous Goods must be entered on all packages.
8614	The Dangerous Goods type cannot be different across packages.
8615	Signature Option must be entered on all packages. {PACKAGE_INDEX}



# Error Code Messages

Pickup Service	
Code	Message
8616	Dry Ice cannot be entered at the shipment level.
8617	BasicCommitmentRequest object cannot be null.
8618	Package {PACKAGE_INDEX} - Dimensions exceed height limit allowed for the destination.
8619	Package {PACKAGE_INDEX} - Dimensions exceed height limit allowed for the origin.
8620	Package {PACKAGE_INDEX} - Dimensions exceed length and girth limit allowed for the destination.
8621	Package {PACKAGE_INDEX} - Dimensions exceed length limit allowed for the destination.
8622	Package {PACKAGE_INDEX} - Weight exceeds limit allowed for the destination.
8623	Service {SERVICE_TYPE} is invalid.
8624	East Coast Special is not allowed.
8625	East Coast Special is not allowed with the service selected.
8626	Package {PACKAGE_INDEX} - East Coast Special cannot be entered at the package level.
8627	Package {PACKAGE_INDEX} - East Coast Special is not allowed.
8628	Package {PACKAGE_INDEX} - East Coast Special is not allowed with the service selected.
8629	The origin does not allow pickup for Express or Freight services.
8630	The origin is not served for Express or Freight services.
8631	Invalid currency type. Only {CURRENCY_TYPE} is allowed.
8632	Package {PACKAGE_INDEX} - Pending Complete cannot be entered at the package level.
8633	Package {PACKAGE_INDEX} - Pending Shipment cannot be entered at the package level.
8634	Pending shipment type is invalid.
8635	Service option type {SERVICE_OPTION_TYPE} is invalid.
8636	Exhibition is not allowed.
8637	Extreme Length is not allowed.
8638	Flatbed Trailer is not allowed.

Pickup Service	
Code	Message
8639	Freight Guarantee is not allowed.
8640	Liftgate Delivery is not allowed.
8641	Liftgate Pickup is not allowed.
8642	Limited Access Delivery is not allowed.
8643	Limited Access Pickup is not allowed.
8644	Pre Delivery Notification is not allowed.
8645	Protection From Freezing is not allowed.
8646	Regional Mall Delivery is not allowed.
8647	Regional Mall Pickup is not allowed.
8648	Package {PACKAGE_INDEX} - Exhibition cannot be entered at the package level.
8649	Package {PACKAGE_INDEX} - Extreme Length cannot be entered at the package level.
8650	Package {PACKAGE_INDEX} - Flatbed Trailer cannot be entered at the package level.
8651	Package {PACKAGE_INDEX} - Freight Guarantee cannot be entered at the package level.
8652	Package {PACKAGE_INDEX} - Liftgate Delivery cannot be entered at the package level.
8653	Package {PACKAGE_INDEX} - Liftgate Pickup cannot be entered at the package level.
8654	Package {PACKAGE_INDEX} - Limited Access Delivery cannot be entered at the package level.
8655	Package {PACKAGE_INDEX} - Limited Access Pickup cannot be entered at the package level.
8656	Package {PACKAGE_INDEX} - Pre Delivery Notification cannot be entered at the package level.
8657	Package {PACKAGE_INDEX} - Protection From Freezing cannot be entered at the package level.
8658	Package {PACKAGE_INDEX} - Regional Mall Delivery cannot be entered at the package level.



# Error Code Messages

Pickup Service	
Code	Message
8659	Package {PACKAGE_INDEX} - Regional Mall Pickup cannot be entered at the package level.
8660	Dimensions exceed height limit allowed.
8661	Dimensions exceed length limit allowed.
8662	Weight exceeds limit allowed.
8663	Destination city is invalid.
8664	Origin city is invalid.
8665	Insured Value cannot be a negative value.
8666	Dangerous goods accessibility type is invalid.
8667	Dangerous goods accessibility type is required.
8668	Invalid Smart Post Detail.
8669	Invalid Smart Post Indicia.
8670	Invalid Smart Post Hub Id.
8671	Invalid Smart Post Ancillary Endorsement.
8672	Insured value cannot be provided for Smart Post shipment.
8673	Account not eligible for Smart Post service.
8674	Invalid Ancillary Endorsement Type for PRESORTED_STANDARD Smart Post Shipment.
8675	Electronic Trade Documents are not allowed with the service selected.
8676	Electronic Trade Documents cannot be requested on a package level.
8677	Your request is not compatible with the ASTRA bar code.
8678	Customer is not eligible for Hazardous Materials Dangerous Goods.
8679	Package {PACKAGE_INDEX} – Dangerous goods hazardous commodity option type is not allowed for the origin/destination pair.
8680	Dangerous goods hazardous commodity option type is not allowed for the origin/destination pair.

Pickup Service	
Code	Message
8681	Hazardous Materials Dangerous Goods is not allowed with the service selected.
8682	Package {PACKAGE_INDEX} – Special service conflict. Hazardous Materials Dangerous Goods is not valid with ORM-D or Small Quantity Exception Dangerous Goods.
8683	Special service conflict. Hazardous Materials Dangerous Goods is not valid with ORM-D or Small Quantity Exception Dangerous Goods.
8684	Package {PACKAGE_INDEX} – Special service conflict. ORM-D Dangerous Goods is not valid with Small Quantity Exception Dangerous Goods.
8685	Special service conflict. ORM-D Dangerous Goods is not valid with Small Quantity Exception Dangerous Goods.
8686	Special service conflict. Dangerous Goods hazardous commodity option type is not valid with Return Shipment.
8687	Package {PACKAGE_INDEX} – Special service conflict. Dangerous Goods hazardous commodity option type is not valid with Return Shipment.
8900	Document {DOC_INDEX} failed virus check.
8901	Document {DOC_INDEX} content is missing.
8902	Document {DOC_INDEX} file name is missing.
8903	Document format not supported.
8904	Document ID is invalid.
8905	Invalid document type for document {DOC_INDEX}.
8907	Document type is not allowed.
8908	ETD not allowed for origin or destination.
8909	Tracking number already exists in system.
8910	Future day shipping not allowed with ETD.
8911	Document {DOC_INDEX} file name is invalid.
8912	Customer reference exceeds max characters in document {DOC_INDEX}.
9000	Unable to process request



# Error Code Messages

Pickup Service	
Code	Message
9001	Unable to process request
9002	Unable to process request
9003	Unable to process request
9004	Unable to process request
9005	Unable to process request
9006	Unable to process request
9999	Unable to process request

## Rate Service Error Messages

These error messages apply to the Rate Service:

Rate Service	
Code	Message
200	Rating is temporarily unavailable, please try again later.
275	RateRequest object cannot be null.
300	Package {PACKAGE_INDEX} - Group package count must be at least a value of 1.
301	Add COD transportation charges cannot be calculated when groupPackageCount is greater than 1.
302	Variable handling cannot be calculated when groupPackageCount is greater than 1.
303	Requested shipment package count did not match the number of requested package line item objects; package count was changed to the number of requested package line item objects.
304	Requested shipment package count did not match the summed total of group package count values; the summed total of group package count values was used to rate.
305	Extra Labor duration is missing or invalid.
306	Extra Labor is not allowed for the destination.

Rate Service	
Code	Message
307	Extra Labor is only allowed for Freight Services.
308	Origin service area is {SERVICE_AREA_CODE}. Add 1 - 2 business days to commitment for pickup from customer's door.
309	Destination service area is {SERVICE_AREA_CODE}. Add 1 - 2 business days to commitment for delivery to customer's door.
310	Origin service area is {SERVICE_AREA_CODE_1}. Add 1 - 2 business days to commitment for pickup from customer's door. Destination service area is {SERVICE_AREA_CODE_2}. Add 1 - 2 business days to commitment for delivery to customer's door.
311	Quote number is required, and cannot be null or empty.
312	Rate quote number {RATE_QUOTE_NUMBER} could not be found.
313	The requested {ORIGIN_OR_DESTINATION} country is not supported for estimated duties and taxes.
314	Estimated duties and taxes are only valid for international requests.
315	Estimated duties and taxes are not yet supported for FedEx Ground multiple piece shipments.
316	The harmonized code for the commodity at array index {COMMODITY_INDEX} is missing or invalid; estimated duties and taxes were not returned.
317	Destination state or province code is missing or invalid; estimated duties and taxes were not returned.
318	The additionalMeasures array is missing or invalid for the commodity at array index {COMMODITY_INDEX}, Estimated duties and taxes were not returned.
319	The customs value for the commodity at array index {COMMODITY_INDEX} is missing or invalid; estimated duties and taxes were not returned.
320	Insurance charge is missing or invalid; estimated duties and taxes were not returned.
321	EdtRequestType is invalid; estimated duties and taxes were not returned.
322	Country of manufacture is missing or invalid for the commodity at array index {COMMODITY_INDEX}; estimated duties and taxes were not returned.
323	Origin city name is required.



# Error Code Messages

Rate Service	
Code	Message
324	Origin state code is required.
325	Destination city name is required.
326	Destination state code is required.
327	There are no valid Freight services available.
328	Invalid origin state code.
329	Invalid destination state code.
330	Ancillary endorsement type must be ADDRESS_CORRECTION or RETURN_SERVICE for PRESORTED_STANDARD SmartPost shipment with USPS_DELIVERY_CONFIRMATION.
331	Ship date cannot be Saturday, Sunday or Holiday.
332	The weight, quantity or quantityUnits fields are invalid for the commodity at array index {COMMODITY_INDEX}; estimated duties and taxes were not returned.
333	The exciseConditions array is missing or invalid for the commodity at array index {COMMODITY_INDEX}; estimated duties and taxes were not returned.
334	One or more commodities were missing required details, estimated duties and taxes not returned for those commodities.
335	Rate request type {RATE_REQUEST_TYPE} was ignored because it is incompatible with the request.
336	Freight shipment line item {FREIGHT_SHIPMENT_LINE_ITEM} - Weight unit of measure is missing or invalid.
337	Freight shipment line item {FREIGHT_SHIPMENT_LINE_ITEM} - Dimension unit of measure invalid or missing.
338	Rating is temporarily unavailable for one or more Freight services. Available rates were returned; please try again later for a complete list.
339	The requested Freight Guaranteed date is not available. Please contact customer service at {PHONE_NUMBER} for available dates.
340	The requested Freight Guaranteed time is not available. Please contact customer service at {PHONE_NUMBER} for available times.

Rate Service	
Code	Message
341	Package {PACKAGE_INDEX} - Minimum dimensions of {DIMENSIONS_VALUE_1} x {DIMENSIONS_VALUE_2} x {DIMENSIONS_VALUE_3} {DIMENSIONS_UNITS} must be entered for SmartPost.
342	Insured value exceeds limit of {CURRENCY_AMOUNT} {CURRENCY_TYPE}.
343	The coupon code {COUPON_CODE} entered is invalid.
344	Package {PACKAGE_INDEX} - Insured value exceeds limit of {CURRENCY_AMOUNT} {CURRENCY_TYPE}.
345	Customs Value exceeds limit of {CURRENCY_AMOUNT} {CURRENCY_TYPE}.
346	Package level variable handling charges cannot be calculated for FedEx Express non-US domestic shipments; only shipment-level values will be applied.
347	Freight shipment line item {FREIGHT_SHIPMENT_LINE_ITEM} -commodity description is required.
348	Invalid requested shipment variable handling rate element basis type.
349	Shipment dimensions {DIMENSIONS_FIELD} exceeds the maximum allowed of {DIMENSION_VALUE} {DIMENSION_UNIT}.
350	The shipment dimensions entered do not equal the sum of line item dimensions; sum of line item dimensions used to rate.
351	Invalid requested shipment variable handling rate type basis.
352	The requested rate type basis is not available; rate type basis {RATE_TYPE_BASIS} was used to calculate variable handling instead.
353	Freight shipment line item {FREIGHT_SHIPMENT_LINE_ITEM} - Dimensions {DIMENSIONS_FIELD} exceeds maximum allowed of {DIMENSION_VALUE} {DIMENSION_UNIT}.
354	Shipment dimensions unit of measure is missing or invalid.
355	Dimension unit of measure must be the same for all freight shipment line items.
356	Dimensions are required for intra-Mexico shipments.
357	The number of handling units entered does not equal the sum of line item pieces; sum of line item pieces used to rate.





# Error Code Messages

Rate Service	
Code	Message
359	Freight shipment line item {FREIGHT_SHIPMENT_LINE_ITEM} - the nmfcCode {NMFC_CODE} entered is invalid.
361	COD and/or DELIVERY_ON_ACCEPTANCE must be entered.
362	Physical packaging type is required for all freight shipment line items when the number of handling units is provided.
363	Package {PACKAGE_INDEX} - invalid variable handling rate element basis type.
364	Package {PACKAGE_INDEX} - invalid variable handling rate type basis.
365	The requested shipment variable handling fixed value did not have a corresponding currency code; the value was discarded.
366	Package {PACKAGE_INDEX} - the requested variable handling fixed value did not have a corresponding currency code; the value was discarded.
367	The combination of freight line items and shipment special services cannot exceed {NUMBER}.
368	Shipment special service type {SPECIAL_SERVICE_TYPE} - duration is missing or invalid.
369	FedEx Delivery Signature Option requested is not valid for this shipment.
370	Shipment special service type FLATBED_TRAILER requires at least one flatbed trailer option.
371	A FedEx Freight account number is required for shipment special service type Guaranteed Date.
372	Shipment special service type {SPECIAL_SERVICE_TYPE} - count is missing or invalid.
373	Invalid requested shipment variable handling charge detail; both a rate element basis type and a rate type basis are required when a percent value is specified.
374	Shipment special service type {SPECIAL_SERVICE_TYPE} - person days is missing or invalid.
375	Package {PACKAGE_INDEX} - Invalid variable handling charge detail; both a rate element basis type and a rate type basis are required when a percent value is specified.
376	Shipment special service type {SPECIAL_SERVICE_TYPE} - person hours is missing or invalid.

Rate Service	
Code	Message
377	COD transportation charges were not calculated because the rate type basis cannot vary across packages.
378	Shipment special service type {SPECIAL_SERVICE_TYPE} - pallet count is missing or invalid.
379	COD transportation charges were not calculated because the charge basis type cannot vary across packages.
380	Shipment special service type {SPECIAL_SERVICE_TYPE} - piece count is missing or invalid.
381	COD transportation charges were not calculated because the charge basis level type cannot vary across packages.
382	Shipment special service type {SPECIAL_SERVICE_TYPE} - weight is missing or invalid.
383	The clearance location detail is required and cannot be null.
384	Shipment special service type {SPECIAL_SERVICE_TYPE} - weight unit of measure is missing or invalid.
385	Shipment special service type {SPECIAL_SERVICE_TYPE} - special equipment type is missing or invalid.
386	Shipment special service type {SPECIAL_SERVICE_TYPE} - weighing scale type is missing or invalid.
387	The recipient country is not supported by the clearance facility location.
389	Total weight unit of measure is missing or invalid.
390	Weight unit of measure must be the same for all freight shipment line items.
391	Freight shipment line item {FREIGHT_SHIPMENT_LINE_ITEM} - Calculated dim volume does not match dim volume received.
392	The alternate address country is not supported by the clearance facility location.
393	Freight shipment line item {FREIGHT_SHIPMENT_LINE_ITEM} - Volume unit of measure is missing or invalid.
394	Preferred currency conversion for FedEx Express, FedEx Ground, and FedEx SmartPost is not supported at this time.
395	Preferred rates could not be returned because preferredCurrency was null or empty.





# Error Code Messages

Rate Service	
Code	Message
396	The returned rate types are in the requested preferred currency; preferred rates not returned.
397	One or more itemized discount amount could not be converted to the requested preferred currency, and was discarded.
398	Preferred currency conversion for FedEx Express, FedEx Ground, and FedEx SmartPost is temporarily unavailable, please try again later.
399	We are unable to provide an online rate quote for shipments to/from {LOCATION}. Please call Customer Service at {PHONE_NUMBER}.
400	Economy shipments to/from Mexico not available.
401	We apologize that service is not available for the selected points.
402	Economy shipments from Canada not available.
403	Shipments between Mexico and Puerto Rico not available.
404	This bill-to account cannot be used to obtain a rate quote for the originating zip/postal code. Please select a different bill-to account.
405	Guarantees not offered to/from Mexico.
406	Freezable and Perishable shipments not offered to/from Mexico.
407	COD is not applicable with Economy Guaranteed services.
408	Perishable/Protection from Freezing is not applicable with Economy Guaranteed services.
409	The special service {SPECIAL_SERVICE_TYPE} is not applicable for {SERVICE_TYPE}.
410	Consignee address information missing.
411	Consignee information missing.
412	Shipper address information missing.
413	Shipper information missing.
414	This shipment requires manual rating.
415	Only negotiated rates applicable for third party accounts.

Rate Service	
Code	Message
416	Rate request type {RATE_REQUEST_TYPE} was invalid.
417	Shipment special service type {SPECIAL_SERVICE_TYPE} is invalid.
418	Pieces must be greater than or equal to zero.
419	Shipment special service type {SPECIAL_SERVICE_TYPE} - pallet weight must be greater than 0.
420	The recipient address provided does not match the account address.
421	Rating request is invalid due to missing required attributes.
422	Special service type {SPECIAL_SERVICE_TYPE} type {FREIGHT_GUARANTEE_TYPE} is not available for the origin/destination pair.
423	Value exceeds the maximum dollar amount {CURRENCY_AMOUNT} per {WEIGHT_UNITS}. Please contact Customer Service at {PHONE_NUMBER_1} (dialing from the U.S.) or {PHONE_NUMBER_2} (dialing from Mexico) for freight charges and excess coverage charge, if available.
424	We are unable to provide an online rate quote for this shipment. Please call Customer Service at {PHONE_NUMBER}.
425	The account number {ACCOUNT_NUMBER} entered for FedEx Freight Priority or FedEx Freight Economy could not be validated.
426	Shipment only fields are not allowed with this request type.
427	This shipment may qualify for CCD.
428	Invalid unit of measurement {UNIT_OF_MEASURE} for this shipment.
429	The account number {ACCOUNT_NUMBER} provided for service type {SERVICE_TYPE} is invalid.
430	Field {FIELD_NAME} exceeds the maximum length of {FIELD_LENGTH} positions.
431	Field {FIELD_NAME} exceeds the maximum length of {FIELD_LENGTH} positions.
432	Package special service type Dangerous Goods requires at least one hazardous commodity option type for Ground shipments.
433	Hazardous commodity option type was not one of the expected values.



# Error Code Messages

Rate Service	
Code	Message
434	Guaranteed Date service was applied to this shipment at no extra charge.
435	Total length or width of shipment exceeds the maximum allowed. Please contact our Truckload Management Services team at {PHONE_NUMBER}.
436	Freight shipment line item {FREIGHT_SHIPMENT_LINE_ITEM} - total length or width of shipment exceeds the maximum allowed. Please contact our Truckload Management Services team at {PHONE_NUMBER}.
437	Shipment special service type {SPECIAL_SERVICE_TYPE} is required for this shipment.
438	Freight shipment line item {FREIGHT_SHIPMENT_LINE_ITEM} - shipment special service type {SPECIAL_SERVICE_TYPE} is required for this shipment.
439	At least one freight shipment line item is required.
440	Freight shipment line item {FREIGHT_SHIPMENT_LINE_ITEM} - the class {CLASS_1} provided does not match the class derived {CLASS_2} from the NMFC code {NMFC_CODE} provided. Derived class used to rate.
442	Invalid LoadResourceIDType requested.
443	No LoadResourceParameter entries were requested.
444	Duplicate LoadResourceParameterID values were specified: {LOAD_RESOURCE_PARAMETER_ID}.
445	Missing LoadResourceParameterValue for ID {LOAD_RESOURCE_PARAMETER_ID}.
446	LoadResourceParameter ID is invalid.
447	The ID value provided for loadResourceParameter {ELEMENT} is invalid.
448	The sum of internationalDetail commodities customs value amounts do not equal the internationalDetail customs value amount; the greater customs value amount was used to rate.
449	This shipment cannot be auto-rated.
450	Dimensions are required.
451	User Detail userID is required for service level OVERRIDDEN_EDITS.
452	Rate quote condition type is missing or invalid.

Rate Service	
Code	Message
453	The role type {ROLE_TYPE} specified in Freight special service payments was not one of the expected values.
454	The custom delivery window type specified was not one of the expected values.
455	The special service type {SPECIAL_SERVICE_TYPE} requested for Freight special service payment was not one of the expected values.
456	The combination of {FREIGHT_GUARANTEE_TYPE} and {SPECIAL_SERVICE_TYPE} is not allowed for {SERVICE_TYPE}.
457	A role type is required for Freight special service payments.
458	Request field {FIELD_NAME} contained an invalid character or format and was ignored.
459	A liability coverage type is required when a coverage amount is specified.
460	Shipment special service type {SPECIAL_SERVICE_TYPE} - person hours and/or person days is required.
461	Either an account number or userID condition type is required.
462	Condition types account number and userID cannot be sent in the same request. Please resubmit your request using one or the other.
463	The condition type {CONDITION_TYPE} value is missing or invalid.
464	The resultsToSkip value is missing or invalid.
465	The resultsRequested value is missing or invalid.
467	Commodity {COMMODITY_INDEX} - Customs value is required.
468	The maximum special services allowed is {NUMBER}.
469	Total insured value amount cannot exceed total customs value amount.
470	Insured value currency type must equal customs value currency type.
471	Package {PACKAGE_INDEX} - Dangerous goods hazardous commodity option type is required and cannot be null.
472	Package {PACKAGE_INDEX} - Dangerous goods hazardous commodity option type is invalid.
473	Customer is not eligible for Hazardous Materials Dangerous Goods.



# Error Code Messages

Rate Service	
Code	Message
474	Customs Value exceeds limit allowed.
475	Priority Overnight is not allowed since the shipment contains commercial value.
476	Declared Value amount missing or invalid.
477	The request did not return any matching quote summary records.
478	Rates for SmartPost return shipments are not currently available.
479	Shipment index is required and cannot be null or empty.
480	Freight shipment line item {FREIGHT_SHIPMENT_LINE_ITEM} - value exceeds the maximum dollar amount {CURRENCY_AMOUNT} per {WEIGHT_UNITS}.
481	Freight shipment line item {FREIGHT_SHIPMENT_LINE_ITEM} - liability coverage type is required when a coverage amount is specified.
482	Freight shipment line item {FREIGHT_SHIPMENT_LINE_ITEM} - declared value is missing or invalid.
483	Shipments to/from {STATE_CODE} cannot be auto-rated.
484	Special service {SPECIAL_SERVICE_TYPE} cannot be auto-rated.
485	Shipments to this destination country cannot be auto-rated.
486	Intra- <b>{COUNTRY_CODE}</b> requests cannot be auto-rated.
487	One or more commodities in this shipment cannot be auto-rated.
488	Freight shipment line item {FREIGHT_SHIPMENT_LINE_ITEM} - liability coverage amount value exceeds the release value {CURRENCY_AMOUNT} per {WEIGHT_UNITS} for NMFC item {NMFC_ITEM}.
489	An invalid Freight On Value type was entered.
490	Customer not eligible for SmartPost Returns.
491	The Freight Guarantee Type is not allowed for the service selected.
492	Special service type {SPECIAL_SERVICE_TYPE} is restricted in combination with the Freight Guarantee Type entered.

Rate Service	
Code	Message
493	COD transportation charges were not calculated because a shipment-level codCollectionAmount greater than \$0 is required.
494	Package {PACKAGE_INDEX} - COD transportation charges were not calculated because a codCollectionAmount greater than \$0 is required.
495	COD transportation charges were not calculated because the transportation charge type cannot vary across packages.
496	Open shipment could not be retrieved.
497	COD must be entered on all packages.
498	The COD collection type cannot be different across packages.
499	The Freight Guarantee Type is not allowed for the origin/destination pair.
500	Origin state / province missing or invalid.
501	Origin postal code missing or invalid.
502	Origin country code invalid or missing.
503	Package {PACKAGE_INDEX} - COD collection type is invalid.
504	Invalid origin location id.
505	Origin postal and country or location id is required.
506	Origin address not found.
507	Invalid postal code.
508	Unable to determine whether an out of {PICKUP_OR_DELIVERY} area surcharge applies, because the specified {LOCATION_INFO} could not be confirmed.
509	Additional out of pickup and/or delivery surcharges may apply at billing time.
510	Package {PACKAGE_INDEX} - COD collection type is required and cannot be null.
511	Package {PACKAGE_INDEX} - CodDetail object cannot be null.
512	Open shipment rating is not currently supported.
513	Currency type {CURRENCY_TYPE} not allowed for FedEx Freight rating.



# Error Code Messages

Rate Service	
Code	Message
514	Currency type must be the same for all freight shipment line items.
515	The requested shipment processing option is not a valid value.
516	Credit card authorization with account number is not enabled.
517	A rate request requires at least one requested package line item or one freight shipment line item.
518	The requested shipment only field is not a valid value.
519	Shipment only field {SHIPMENT_ONLY_FIELD} is not compatible with the request.
520	Destination state / province missing or invalid.
521	Destination postal code missing or invalid.
522	Destination country code missing or invalid.
523	Priority Alert must be entered on all packages.
524	Invalid destination location id.
525	Destination postal and country or location id is required.
526	Destination address not found.
527	Invalid Freight Guarantee time value.
528	This special service type {SPECIAL_SERVICE_TYPE} is not available for {SERVICE_TYPE}.
529	Freight shipment line item {FREIGHT_SHIPMENT_LINE_ITEM} - the NMFC code {NMFC_CODE} provided is a release value item.
530	RETURN_SHIPMENT is required for the indicia PARCEL_RETURN.
531	Customer selected actual rate type is not a valid value.
532	Invalid record manual rate request.
533	The requested shipment processing option was ignored because it is not compatible with the request.
534	Preferred currency conversion could not be returned due to the following data error: {DESCRIPTION}.

Rate Service	
Code	Message
540	Service Type is missing or invalid.
541	Account number is missing or invalid.
542	Invalid origin / destination combination.
543	Weight is missing or invalid.
544	Invalid dimensions.
545	Express requests are limited to {PACKAGE_COUNT} packages.
546	Invalid piece count.
547	Invalid special service(s).
548	One or more special services is invalid for the given service type.
549	Insured value amount invalid or exceeds limit allowed.
550	Currency code does not match the rate data.
551	NATB is not supported for this account.
552	Ship date is missing or invalid.
553	Invalid payment type.
554	Invalid box count.
555	Invalid master/child indicator.
556	There are no valid services available.
557	There are no valid FedEx Express services available.
558	There are no valid FedEx Ground services available.
559	An invalid or null CarrierCodeType was entered.
560	Requested rate level basis not available; rate level basis {RATE_LEVEL_BASIS} was used to calculate adjusted COD instead.
561	Requested rate level basis not available; rate level basis {RATE_LEVEL_BASIS} was used to calculate variable handling instead.



# Error Code Messages

Rate Service	
Code	Message
562	The Priority Alert type cannot be different across packages.
603	Variable handling currency {CURRENCY_TYPE_1} does not match the payor's currency {CURRENCY_TYPE_2}; variable handling could not be calculated.
604	Variable handling amount required to add total customer charge to COD.
605	Physical packaging type is required for all freight shipment line items when the number of handling units is provided.
606	Invalid add freight to COD request detail: rate type basis, charge basis, and charge basis level are required.
607	Freight shipment line item {FREIGHT_SHIPMENT_LINE_ITEM} - Either Volume or dimensions are required.
608	Commit Info could not be obtained for one or more services: {SERVICE_TYPE_1}; {SERVICE_TYPE_2}; {SERVICE_TYPE_3}; {SERVICE_TYPE_4}; {SERVICE_TYPE_5}; {SERVICE_TYPE_6}; {SERVICE_TYPE_7}; {SERVICE_TYPE_8}; {SERVICE_TYPE_9}; {SERVICE_TYPE_10}; {SERVICE_TYPE_11}.
609	Multiweight rate automatically requested to support the selected COD transportation changes.
610	Multiweight rate not available, account rate value added to COD instead.
611	Total packages cannot exceed {PACKAGE_COUNT} for {PACKAGING_TYPE}.
612	Package {PACKAGE_INDEX} - Weight below minimum requirement of {WEIGHT} {WEIGHT_UNITS}.
613	The requested rate type basis is not available; rate type basis {RATE_TYPE_BASIS} was added to COD instead.
614	Invalid add freight to COD rate type basis value.
615	Invalid add freight to COD charge basis value.
616	Invalid add freight to COD charge basis level value.
617	Invalid custom rating option.
618	Invalid custom discount exclusion discount type.

Rate Service	
Code	Message
619	Custom rates were not returned because they were not compatible with the request.
620	The account number entered for {SERVICE_TYPE} could not be validated.
621	Liability coverage amount is missing or invalid.
622	Freight shipment line item {FREIGHT_SHIPMENT_LINE_ITEM} - liability coverage amount is missing or invalid.
623	The requested Freight Guaranteed date is not available.
624	Freight shipment line item {FREIGHT_SHIPMENT_LINE_ITEM} - pieces must be greater than or equal to zero.
625	This account cannot be used for the origin address.
650	Alternate billing account is not supported for paymentType.
651	Payor account number does not match the FedEx Freight account number.
652	Payor account number does not match the alternate billing account number.
653	Alternate billing account number contains invalid third-party reference.
654	COD transportation charges were not calculated because the rate level basis type cannot vary across packages.
655	An invalid Priority Alert EnhancementType specified.
656	Package {PACKAGE_INDEX} - Reference ID not found in shipment configuration data.
657	Package {PACKAGE_INDEX} - Package does not qualify for Dry Ice.
659	Package {PACKAGE_INDEX} - package special service type DANGEROUS_GOODS is required when Express package-level HazardousCommodityOptionType contains one or more values.
660	Package {PACKAGE_INDEX} - Requested rate level basis not available; rate level basis {RATE_LEVEL_BASIS} was used to calculate adjusted COD instead.
661	Package {PACKAGE_INDEX} - Requested rate level basis not available; rate level basis {RATE_LEVEL_BASIS} was used to calculate variable handling instead.



# Error Code Messages

Rate Service	
Code	Message
662	Package {PACKAGE_INDEX} - requested rate type basis is not available; rate type basis {RATE_TYPE_BASIS} was used to calculate variable handling instead.
663	Package {PACKAGE_INDEX} - requested rate type basis is not available; rate type basis {RATE_TYPE_BASIS} was added to COD instead.
664	Package {PACKAGE_INDEX} - Dimensions exceed height limit allowed.
665	Dimensions exceed length and girth limit allowed. {ORIGIN_OR_DESTINATION}
666	Dimensions exceed length limit allowed. {ORIGIN_OR_DESTINATION}
667	Max Insured Value = \$100 for Envelope or Pak.
668	Package {PACKAGE_INDEX} - Max Insured Value = \$500 for Envelope or Pak.
669	Package {PACKAGE_INDEX} -Max Insured Value = {CURRENCY_AMOUNT}.
670	International Controlled Export Service DSP shipment has also been classified as International Traffic in Arms Regulations.
701	Packaging type missing or invalid.
702	Invalid software ID/version: {SOFTWARE}.
705	Postal code is missing or invalid.
706	Postal code not serviced.
707	Origin address information is missing or invalid.
708	Origin postal code is not serviced.
709	Origin country is not serviced.
710	Destination address information is missing or invalid.
711	Destination postal code is not serviced.
712	Destination country is not serviced.
713	Address total not valid.
716	Special equipment type was not one of the expected values.
717	Weighing scale type was not one of the expected values.

Rate Service	
Code	Message
718	Estimated duties and taxes were unavailable for one or more of your commodities, your rate quote will not include estimated duties and tax information for some commodities.
720	Weight Unit Of Measure missing or invalid.
721	Weight unit of measure must be the same for all packages.
722	FedEx Envelope cannot exceed the limit of {WEIGHT} {WEIGHT_UNITS}.
723	Estimated duties and taxes were not returned because the commodities object was null or empty.
725	Dimension unit of measure invalid or missing.
726	Dimension unit of measure must be the same for all packages.
727	Dimensions exceeded max allowed.
730	Max Insured Value = {CURRENCY_AMOUNT}.
731	Max Insured Value = {CURRENCY_AMOUNT} for {SPECIAL_SERVICE_TYPE}.
740	Insured value currency type is missing or invalid.
741	Currency type must be the same for all packages.
742	Invalid currency type, only {CURRENCY_TYPE} is allowed.
750	Customer not eligible for {SERVICE_TYPE} service.
760	Customer not eligible for {SPECIAL_SERVICE_TYPE} special service.
761	Special Service {SPECIAL_SERVICE_TYPE} is not allowed for service.
762	Package {PACKAGE_INDEX} - Dimensions exceeded max allowed.
763	Saturday pickup not allowed with Saturday delivery.
764	Payment type Shipper not valid for Third Party Consignee.
765	FedEx Home Delivery Saturday service is not available to destination zip code.
767	FedEx Home Delivery premium services are not available to this destination.
768	Home Delivery Premium Type invalid or missing.



# Error Code Messages

Rate Service	
Code	Message
769	Package {PACKAGE_INDEX} - Please select a valid Date Certain delivery date : {DATE_1}; {DATE_2}; {DATE_3}; {DATE_4}; {DATE_5}; {DATE_6}; {DATE_7}; {DATE_8}; {DATE_9}; {DATE_10}; {DATE_11}.
770	The date for Home Delivery Date Certain is missing or invalid. Format is CCYY-MM-DD and must be no more than one year before or after the current date. {DATE}
771	Dangerous goods accessibility type is invalid or missing.
772	Special Service {SPECIAL_SERVICE_TYPE} not allowed at {SHIPMENT_OR_PACKAGE} level.
773	Special Service {SPECIAL_SERVICE_TYPE} not allowed for the origin/destination pair.
774	Residential Delivery is not allowed for service.
775	Special Service {SPECIAL_SERVICE_TYPE} is not allowed.
776	Package {PACKAGE_INDEX} - Special Service {SPECIAL_SERVICE_TYPE} is not allowed for service.
778	FedEx Ground and FedEx Home Delivery shipments may require one additional day in transit to your destination zip code.
780	Special service conflict.
781	Special service conflict. {SPECIAL_SERVICE_TYPE_1} is not valid with {SPECIAL_SERVICE_TYPE_2}.
782	Service {SERVICE_TYPE} is invalid.
783	Package {PACKAGE_INDEX} - Special Service {SPECIAL_SERVICE_TYPE} is not allowed.
785	Package {PACKAGE_INDEX} - COD amount exceeds max.
786	COD collection amount is invalid or missing.
787	COD collection currency type is invalid or missing.
788	COD collection type is invalid or missing.
790	Signature option type is invalid or missing.
791	The Signature option cannot be different across packages.

Rate Service	
Code	Message
792	Package {PACKAGE_INDEX} - Insured value currency type is missing or invalid.
793	Package {PACKAGE_INDEX} - Dangerous goods accessibility type is invalid or missing.
795	Return type is invalid or missing.
796	Drop off type is invalid or missing.
797	Package {PACKAGE_INDEX} - Dimensions exceed {DIMENSIONS_FIELD} limit of {DIMENSIONS_VALUE} {DIMENSIONS_UNITS} allowed for the {ORIGIN_OR_DESTINATION}.
798	Additional rate type(s) not returned because the requested type(s) were invalid.
799	CRS cannot return rates for payment type {PAYMENT_TYPE}.
801	Piece count cannot exceed {PACKAGE_COUNT}.
802	Add freight to COD request for Ground is only allowed for U.S. or CA domestic shipments.
803	Meter number is missing or invalid.
807	Package {PACKAGE_INDEX} - Signature option type is invalid or missing.
809	Package {PACKAGE_INDEX} - Weight is missing or invalid.
810	Package {PACKAGE_INDEX} - Special Service {SPECIAL_SERVICE_TYPE} not allowed at {SHIPMENT_OR_PACKAGE} level for service.
811	Package {PACKAGE_INDEX} - Special Service {SPECIAL_SERVICE_TYPE} not allowed at {SHIPMENT_OR_PACKAGE} level.
812	Package {PACKAGE_INDEX} - Special Service {SPECIAL_SERVICE_TYPE} not allowed for the origin/destination pair.
813	Package {PACKAGE_INDEX} - Insured value currency {CURRENCY_TYPE_1} does not match the customs value currency {CURRENCY_TYPE_2}.
814	InternationalControlledExportType is invalid.
815	InternationalDocumentContentType is invalid.
818	COD collection amount must be in destination {CURRENCY_TYPE} currency.
819	The origin state/province code has been changed.



# Error Code Messages

Rate Service	
Code	Message
820	The destination state/province code has been changed.
821	The origin country code has been changed.
822	The destination country code has been changed.
823	The country's default routing code was used for the {ORIGIN_OR_DESTINATION}.
824	The routing code was derived from the postal code for the {ORIGIN_OR_DESTINATION}.
825	The routing code was derived from the city for the {ORIGIN_OR_DESTINATION}.
826	Dry Ice weight (in kilograms) is required with Dry Ice special service.
827	ShipmentDryIceDetail object cannot be null.
828	Dry Ice weight over limit of 2.5 Kg for destination.
829	Package {PACKAGE_INDEX} - Dry Ice weight (in kilograms) is required with Dry Ice special service.
830	Package {PACKAGE_INDEX} - Dry Ice weight is required and cannot be null.
831	Service was validated at the country level, but might not be valid for the actual intended city for the {ORIGIN_OR_DESTINATION}.
834	Deliver Weekday was assumed.
835	Destination Postal-City Mismatch.
836	Destination Postal-State Mismatch.
837	Express and Freight packages cannot be mixed in the same shipment.
838	Origin Postal-City Mismatch.
839	Origin Postal-State Mismatch.
840	The length of the destination state or province exceeds the limit of 2 characters.
841	The length of the origin state or province exceeds the limit of 2 characters.
842	Customs value currency for International FedEx Ground may only be USD or CAD.
843	Service was not fully validated since the country level information could not be determined for the {ORIGIN_OR_DESTINATION}.

Rate Service	
Code	Message
844	Origin is routed through another country.
845	Destination is routed through another country.
846	Package {PACKAGE_INDEX} - Special service conflict. {SPECIAL_SERVICE_TYPE_1} is not valid with {SPECIAL_SERVICE_TYPE_2}.
847	Package {PACKAGE_INDEX} - Insured value amount invalid or exceeds limit allowed.
848	Package {PACKAGE_INDEX} - COD collection currency type is invalid or missing.
849	Package {PACKAGE_INDEX} - Dry Ice weight over limit of 2.5 Kg for destination.
850	Account number not found.
851	Package {PACKAGE_INDEX} - FedEx Envelope cannot exceed the limit of {WEIGHT} {WEIGHT_UNITS}.
852	Dangerous Goods must be entered on all packages.
853	The Dangerous Goods type cannot be different across packages.
854	Signature Option must be entered on all packages.
855	Package {PACKAGE_INDEX} - Weight cannot exceed the {ORIGIN_OR_DESTINATION} limit of {WEIGHT} {WEIGHT_UNITS}.
857	Package {PACKAGE_INDEX} - Special service conflict.
858	Package {PACKAGE_INDEX} - Invalid dimensions.
860	Account and meter number aren't consistent.
861	Meter number is inactive.
862	Dry Ice Package count is missing or invalid.
863	Origin postal and country or location id is required.
864	Origin address not found.
865	Origin state / province missing or invalid.
866	Origin postal code missing or invalid.





# Error Code Messages

Rate Service	
Code	Message
867	Please select a valid Date Certain delivery date : {DATE_1}; {DATE_2}; {DATE_3}; {DATE_4}; {DATE_5}; {DATE_6}; {DATE_7}; {DATE_8}; {DATE_9}; {DATE_10}; {DATE_11}.
868	Service is not allowed.
869	Packaging type {PACKAGING_TYPE} is not valid for carrier {OPERATING_COMPANY_1}; {OPERATING_COMPANY_2}; changed to your packaging.
870	Service type takes precedence over carrier codes; service type used to rate.
871	Service availability could not be obtained for FedEx Express services, because Broker Select Option requires broker address.
872	Rating is temporarily unavailable for one or more services {SERVICE_TYPE_1}; {SERVICE_TYPE_2}; {SERVICE_TYPE_3}; {SERVICE_TYPE_4}; {SERVICE_TYPE_5}; {SERVICE_TYPE_6}; {SERVICE_TYPE_7}; {SERVICE_TYPE_8}; {SERVICE_TYPE_9}; {SERVICE_TYPE_10}; {SERVICE_TYPE_11}. Please try again later.
873	All specified account numbers must match.
875	Rating is temporarily unavailable for one or more FedEx Express services: {SERVICE_TYPE_1}; {SERVICE_TYPE_2}; {SERVICE_TYPE_3}; {SERVICE_TYPE_4}; {SERVICE_TYPE_5}; {SERVICE_TYPE_6}; {SERVICE_TYPE_7}; {SERVICE_TYPE_8}; {SERVICE_TYPE_9}; {SERVICE_TYPE_10}; {SERVICE_TYPE_11}. Please try again later.
876	Rating is temporarily unavailable for one or more FedEx Ground services: {SERVICE_TYPE_1}; {SERVICE_TYPE_2}; {SERVICE_TYPE_3}; {SERVICE_TYPE_4}; {SERVICE_TYPE_5}; {SERVICE_TYPE_6}; {SERVICE_TYPE_7}; {SERVICE_TYPE_8}; {SERVICE_TYPE_9}; {SERVICE_TYPE_10}; {SERVICE_TYPE_11}. Please try again later.
877	Astra location not found.
878	Airbill is not allowed for Destination Country.
879	Airbill is not allowed for Origin Country.
880	Airbill validation failed.
883	Package level variable handling charges cannot be calculated for FedEx Express multi-piece shipments; only shipment-level values will be applied.
885	Commitment cannot be obtained for service {SERVICE_TYPE}.

Rate Service	
Code	Message
886	Money Back Guarantee is not eligible for this pick up/delivery postal/zip code. {OPERATING_COMPANY}
887	The origin does not allow pickup for Express services.
888	The origin does not allow pickup for Freight services.
889	The origin is not served for Express services.
890	The origin is not served for Freight services.
891	RequestedShipment object cannot be null.
892	The ship date is required. Format is YYYY-MM-DDThh:mm:ssTZD.
893	RequestedPackage object cannot be null or empty.
894	CustomsClearanceDetail object cannot be null.
895	Broker Address object cannot be null.
896	Broker city, postal code or location must be provided.
897	The length of the broker postal code exceeds the limit of 9 characters.
898	The length of the broker state or province exceeds the limit of 2 characters.
899	The length of the broker country exceeds the limit of 2 characters.
900	he length of the broker location exceeds the limit of 5 characters.
901	Commodity object cannot be null.
902	Commodity {COMMODITY_INDEX} - Commodity is required.
903	Commodity {COMMODITY_INDEX} - Customs value is invalid.
904	Commodity {COMMODITY_INDEX} - Customs value currency type is required.
905	Total packages cannot exceed {PACKAGE_COUNT} for {SPECIAL_SERVICE_TYPE}.
906	Customs Value currency type must be the same for all packages.
907	Commodity {COMMODITY_INDEX} - Number of pieces is required and cannot be a negative value or exceed 9,999.



# Error Code Messages

Rate Service	
Code	Message
908	Rating for carrier {OPERATING_COMPANY} is not supported for serviceLevel internal edits.
909	Flatbed trailer option invalid or missing.
911	Only "IN" and "CM" are valid values for LinearUnits.
912	Only "LB" and "KG" are valid values for WeightUnits.
913	Weight below minimum requirement.
914	Weight exceeds limit allowed. {ORIGIN_OR_DESTINATION}
915	Weight object cannot be null.
916	Destination city is invalid.
917	Origin city is invalid.
918	Service {SERVICE_TYPE} is not allowed for the {ORIGIN_OR_DESTINATION}.
919	Commodity {COMMODITY_NAME} is invalid.
920	Commodity {COMMODITY_NAME} is not allowed.
921	Insured Value cannot be a negative value.
922	Package {PACKAGE_INDEX} - Insured Value cannot be a negative value.
923	SignatureOptionDetail object cannot be null.
924	This shipment qualifies for FedEx Home Delivery. Please resubmit your request with serviceType Ground Home Delivery.
925	Origin country code invalid or missing.
926	Special Service {SPECIAL_SERVICE_TYPE} not allowed at {SHIPMENT_OR_PACKAGE} level for service.
927	Packaging type {PACKAGING_TYPE} is not valid for carriers: {OPERATING_COMPANY_1}; {OPERATING_COMPANY_2}. Available rates were checked for the following carriers only: {OPERATING_COMPANY_3}.
928	Service option type {SERVICE_OPTION_TYPE} is invalid.

Rate Service	
Code	Message
929	Service option types are not considered when requesting rates for a specific service. Please use the special service types instead.
930	Service type Ground Home Delivery must be designated as residential delivery.
931	Freight guarantee type invalid or missing.
932	Pickup request type is invalid.
933	Pickup request source is invalid.
934	Pending shipment type is invalid or missing.
935	Freight shipment role type invalid or missing.
936	Freight shipment line item {FREIGHT_SHIPMENT_LINE_ITEM} - class is required.
938	Volume unit of measure missing or invalid.
940	Freight shipment line item {FREIGHT_SHIPMENT_LINE_ITEM} - weight is missing or invalid.
941	Special service {SPECIAL_SERVICE_TYPE} was ignored since it is not supported at this time.
942	Rate request type {RATE_REQUEST_TYPE_1}; {RATE_REQUEST_TYPE_2} was ignored because it is incompatible with the request.
943	There are no valid SmartPost services available.
944	The combination of carrier codes is invalid; {OPERATING_COMPANY} is not allowed with the other requested types.
945	Physical packaging type was not one of the expected values.
948	Invalid credit card number.
949	Requested package line items and freightShipmentDetails cannot be mixed in the same request. Please resubmit your request using one or the other.
954	SmartPostShipmentDetail object cannot be null.
955	Customer not eligible for the SmartPost indicia entered.
957	Rating account number validation is temporarily unavailable. Please try again later.



# Error Code Messages

Rate Service	
Code	Message
958	SmartPost hub id is invalid.
959	The account number entered for {ACCOUNT_NUMBER_TYPE} could not be validated.
960	Insured Value is not allowed for SmartPost.
961	The address entered for {ACCOUNT_NUMBER_TYPE} is missing one or more required fields: {ADDRESS_FIELD_1}; {ADDRESS_FIELD_2}; {ADDRESS_FIELD_3}; {ADDRESS_FIELD_4}; {ADDRESS_FIELD_5}. Please resubmit your request with all required address fields.
963	We are unable to provide an online rate quote for this shipment. Please call Customer Service at {PHONE_NUMBER}.
964	Invalid Commodity Number/Suffix - must be numeric.
965	Please enter a valid city, state, and postal code for the origin.
966	Total weight of this shipment is {WEIGHT_1} {WEIGHT_UNITS_1}. Maximum weight that can be rated is {WEIGHT_2} {WEIGHT_UNITS_2}. Please contact our Truckload Management Services Team at {PHONE_NUMBER}.
967	Special service type {SPECIAL_SERVICE_TYPE} is not available for this shipment. If you have any questions please contact Customer Service at {PHONE_NUMBER}.
969	Shipment special service type {SPECIAL_SERVICE_TYPE} is not valid for shipments to/from {COUNTRY_CODE}. For assistance, please contact Customer Service at {PHONE_NUMBER_1} (dialing from the U.S.) or {PHONE_NUMBER_2} (dialing from Mexico).
970	Origin city name missing or invalid.
971	Value exceeds the maximum dollar amount {CURRENCY_AMOUNT} per {WEIGHT_UNITS}. Please contact Customer Service at {PHONE_NUMBER} for freight charges and excess coverage charge, if available.
972	Collect and/or COD shipments are not allowed to this destination.
973	Account number {ACCOUNT_NUMBER} cannot be used as a {ROLE_TYPE} account.
974	Payment type {PAYMENT_TYPE} is not valid for the role selected.
975	Destination city name missing or invalid.

Rate Service	
Code	Message
977	The ship date has been changed for commitment purposes.
978	Variable handing cannot be calculated for FedEx LTL freight shipments.
979	COD transportation charges cannot be calculated for FedEx LTL freight shipments.
980	Freight guarantee type {FREIGHT_GUARANTEE_TYPE} is not valid for service type {SERVICE_TYPE}.
981	A freight guarantee type is required for service type {SERVICE_TYPE} and special service type {SPECIAL_SERVICE_TYPE}.
982	The shipping address provided does not match the account address.
983	ervice option type {SERVICE_OPTION_TYPE} was ignored because it is incompatible with the request.
984	Please enter a valid city, state, and postal code for the destination.
985	Total weight does not equal the sum of line item weights; sum of line item weights used to rate.
987	Either a FedEx Freight or Alternate account number and associated address is required.
988	Either a FedEx Freight or Alternate account number and associated address is required for service type {SERVICE_TYPE}.
989	Rating for FedEx LTL freight shipments is not supported at this time.
990	Service type {SERVICE_TYPE} is not allowed for the origin/destination pair.
991	Rates and transit times are not available for the account number entered. For immediate assistance, please contact your local FedEx Customer Service.
992	RequestedPackageLineItem object cannot be null or empty.
994	Rates and transit times are not available for the account number entered. For immediate assistance, please contact your local FedEx Customer Service.
995	Hub ID cannot be null or empty.
996	SmartPost ancillary endorsement type was not one of the expected values.
997	SmartPost indicia type is invalid or missing.



# Error Code Messages

Rate Service	
Code	Message
999	An unexpected exception occurred.
1000	Service Type is required.
1001	Invalid Service Type.
1002	Origin Country Code is required.
1003	Destination Country Code is required.
1004	Invalid Origin Country Code.
1005	Invalid Destination Country Code.
1006	UN ID is required.
1007	No rows match the request.
1008	At least one package is required.
1009	Multiple rows match the requested commodity {COMMODITY_INDEX} within container {CONTAINER_INDEX} within package {PACKAGE_INDEX}.
1010	Ground does not accept commodity {COMMODITY_INDEX} within Container {CONTAINER_INDEX} within package {PACKAGE_INDEX}.
1011	Technical name not provided for commodity {COMMODITY_INDEX} within container {CONTAINER_INDEX} within package {PACKAGE_INDEX}.
1012	Commodity {COMMODITY_INDEX} cannot be combined with Commodity {COMMODITY_INDEX2} in package {PACKAGE_INDEX} within Container {CONTAINER_INDEX}.
1013	Commodity Error in package {PACKAGE_INDEX} within Container {CONTAINER_INDEX} . Hazardous Class 1 commodities must be exactly equal in order to be shipped together.
1014	No rows match the request for commodity{COMMODITY_INDEX} within container {CONTAINER_INDEX} within package {PACKAGE_INDEX}.
1015	The hazard class in the request is not on the segregation table for commodity {COMMODITY_INDEX} within Container {CONTAINER_INDEX} within package {PACKAGE_INDEX}.

Rate Service	
Code	Message
1016	UN ID is required. It is missing for commodity {COMMODITY_INDEX} within Container {CONTAINER_INDEX} within package {PACKAGE_INDEX}.
1017	HazardousCommodityDescription cannot be null.
1018	Package {PACKAGE_INDEX} object cannot be null.
1019	Within Package {PACKAGE_INDEX} request, object {OBJECT_NAME} is required and cannot be null.
1020	Within Commodity {COMMODITY_INDEX} within Container {CONTAINER_INDEX} within Package {PACKAGE_INDEX} request, object {OBJECT_NAME} is required and cannot be null.
1021	IATA single hazardous commodity validation is not allowed at this time.
1022	Regulation type given not available for this method.
1023	HazardousCommodityContent cannot be null.
1024	UNID, packing instructions, quantity amount and quantity units are all required fields for this method.
1025	Packing instructions specified are not allowed.
1026	Hazardous waste will not be accepted for carriage.
1027	The packing type does not match the selected UNID.
1028	The packing instructions do not match the selected UNID.
1029	The quantity units (Units of Measure) do not match the selected UNID.
1030	FedEx does not ship this hazardous class.
1031	Hazardous class does not match the selected UNID.
1032	Subsidiary class[0] does not match the selected UNID.
1033	Subsidiary class[1] does not match the selected UNID.
1034	Proper shipping name does not match the selected UNID.
1035	Multiple rows have been found to match commodity.



# Error Code Messages

Rate Service	
Code	Message
1036	The quantity amount may not exceed 9999.99.
1037	The quantity amount may not exceed allowable limits.
1038	Only values of GROSS or NET are valid for quantity type indicator.
1039	Percentage is required field for this specific UNID.
1040	Percentage is not within limits.
1041	Radionuclide is not specified or is invalid.
1042	Activity value is not specified or is invalid.
1043	Packaging type is not specified or is invalid.
1044	Activity unit of measure is not specified or is invalid.
1045	Surface reading is not specified or has exceeded 200 mrem/h.
1046	Physical form is not specified or is invalid.
1047	Chemical form is not specified or is invalid.
1048	Transport index must be from 0.0 to 10.0.
1049	Critical safety index is not within limits.
1050	Technical name is required for the selected UNID.
1051	Not a valid regulation type.
1052	IATA hazardous commodity lookup is not allowed at this time.
1053	UNID for IATA commodities must be 4 digit numeric format.
1054	Quantity type for this commodity should be GROSS.
1055	Quantity type for this commodity should be NET.
1056	RadionuclideDetail cannot be null.
1057	Within package {PACKAGE_INDEX} Commodities in package cannot be combined.
1058	Percentage must be greater than 0.

Rate Service	
Code	Message
1059	Technical Name exceeds max length for commodity {COMMODITY_INDEX} within container {CONTAINER_INDEX} within package {PACKAGE_INDEX}.
1060	Invalid Proper Shipping Name.
1061	For commodity {COMMODITY_INDEX} within container {CONTAINER_INDEX} within package {PACKAGE_INDEX} Hazardous Waste will not be accepted for carriage.
1062	Q-Value exceeds limit for container {CONTAINER_INDEX} within package {PACKAGE_INDEX}.
1063	For container {CONTAINER_INDEX} within package {PACKAGE_INDEX} At least one commodity is required.
1064	For commodity {COMMODITY_INDEX} within container {CONTAINER_INDEX} within package {PACKAGE_INDEX} Proper shipping name does not match the selected UN ID.
1065	For package {PACKAGE_INDEX} when hazardous commodities are supplied the hazardous commodity option type must contain HAZARDOUS_MATERIALS.
1066	For commodity {COMMODITY_INDEX} within container {CONTAINER_INDEX} within package {PACKAGE_INDEX} percentage is invalid.
1067	For commodity {COMMODITY_INDEX} within container {CONTAINER_INDEX} within package {PACKAGE_INDEX} Percentage is not within limits.
1068	For commodity {COMMODITY_INDEX} within container {CONTAINER_INDEX} within package {PACKAGE_INDEX} Percentage must be greater than 0.
1069	UN ID is not accepted for carriage.
1071	Hazard Class is required for commodity {COMMODITY_INDEX} within container {CONTAINER_INDEX} within package {PACKAGE_INDEX}.
1072	For package {PACKAGE_INDEX} invalid accessibility for Reportable Quantities.
1073	Container {CONTAINER_INDEX} Within Package {PACKAGE_INDEX} is required and cannot be null or empty.
1074	Container type is not specified for container {CONTAINER_INDEX} within package {PACKAGE_INDEX}.



# Error Code Messages

Rate Service	
Code	Message
1075	Commodity {COMMODITY_INDEX} within container {CONTAINER_INDEX} within package {PACKAGE_INDEX} cannot be null or empty.
1076	For container {CONTAINER_INDEX} within package {PACKAGE_INDEX} Commodity count exceeds allowed limit.
1077	For commodity {COMMODITY_INDEX} within container {CONTAINER_INDEX} within package {PACKAGE_INDEX} Quantity amount is required.
1078	For commodity {COMMODITY_INDEX} within container {CONTAINER_INDEX} within package {PACKAGE_INDEX} invalid quantity units (Units Of Measure).
1079	For commodity {COMMODITY_INDEX} within container {CONTAINER_INDEX} within package {PACKAGE_INDEX} The packing group does not match the selected UN ID.
1080	The Packing Instruction specified is not allowed For commodity {COMMODITY_INDEX} within container {CONTAINER_INDEX} within package {PACKAGE_INDEX}.
1081	The Packing Instruction does not match the UN ID for commodity {COMMODITY_INDEX} within container {CONTAINER_INDEX} within package {PACKAGE_INDEX}.
1082	For commodity {COMMODITY_INDEX} within container {CONTAINER_INDEX} within package {PACKAGE_INDEX} FedEx does not ship these classes of dangerous goods.
1083	Invalid quantity units (Units Of Measure).
1084	For package {PACKAGE_INDEX} Commodity option types cannot be combined.
1085	Invalid quantity amount.
1086	For commodity {COMMODITY_INDEX} within container {CONTAINER_INDEX} within package {PACKAGE_INDEX} The Quantity amount may not exceed allowable limits.
1087	For commodity {COMMODITY_INDEX} within container {CONTAINER_INDEX} within package {PACKAGE_INDEX} The quantity units do not match the selected UN ID.
1088	For commodity {COMMODITY_INDEX} within container {CONTAINER_INDEX} within package {PACKAGE_INDEX} the quantity amount exceeds allowable limits.
1089	For commodity {COMMODITY_INDEX} within container {CONTAINER_INDEX} within package {PACKAGE_INDEX} UN ID is not accepted for carriage.

Rate Service	
Code	Message
1090	Commodity {COMMODITY_INDEX} within container {CONTAINER_INDEX} cannot be combined with Commodity {COMMODITY_INDEX2} within container {CONTAINER_INDEX2} in package {PACKAGE_INDEX}.
1091	Radionuclide is invalid for commodity {COMMODITY_INDEX} within container {CONTAINER_INDEX} within package {PACKAGE_INDEX}.
1092	For commodity {COMMODITY_INDEX} within container {CONTAINER_INDEX} within package {PACKAGE_INDEX} Activity value is not specified or is invalid.
1093	For commodity {COMMODITY_INDEX} within container {CONTAINER_INDEX} within package {PACKAGE_INDEX} Activity unit of measure is not specified or is invalid.
1094	For package {PACKAGE_INDEX} Transport index must be from 0.0 to 10.0.
1095	For package {PACKAGE_INDEX} Surface reading cannot exceed 200 mrem/h.
1096	For commodity {COMMODITY_INDEX} within container {CONTAINER_INDEX} within package {PACKAGE_INDEX} Physical form is not specified or invalid.
1097	For commodity {COMMODITY_INDEX} within container {CONTAINER_INDEX} within package {PACKAGE_INDEX} Chemical form is not specified or is invalid.
1098	For package {PACKAGE_INDEX} Critical safety index is not within limits.
1099	ClientDetail object cannot be null.
1101	Request object cannot be null.
1102	For commodity {COMMODITY_INDEX} within container {CONTAINER_INDEX} within package {PACKAGE_INDEX} Radionuclide only allowed for Radioactive Commodities.
1103	For commodity {COMMODITY_INDEX} within container {CONTAINER_INDEX} within package {PACKAGE_INDEX} invalid Proper Shipping Name.
1104	Quantity units are required.
1105	For commodity {COMMODITY_INDEX} within container {CONTAINER_INDEX} within package {PACKAGE_INDEX} Quantity units are required.
1106	For commodity {COMMODITY_INDEX} within container {CONTAINER_INDEX} within package {PACKAGE_INDEX} Proper Shipping Name is required.
1107	Proper Shipping Name is required.



# Error Code Messages

Rate Service	
Code	Message
1108	HazardousCommodityContent array cannot be null or empty for Package {PACKAGE_INDEX} within Container {CONTAINER_INDEX}.
1109	UNID for IATA commodities must be a 4 digit numeric format for Commodity {COMMODITY_INDEX} within container {CONTAINER_INDEX} within package {PACKAGE_INDEX}.
1110	For Commodity {COMMODITY_INDEX} within container {CONTAINER_INDEX} within package {PACKAGE_INDEX} unid, packing instructions, quantity amount and quantity units are all required fields.
1111	For commodity {COMMODITY_INDEX} within container {CONTAINER_INDEX} within package {PACKAGE_INDEX} Quantity type for this commodity should be GROSS.
1112	For commodity {COMMODITY_INDEX} within container {CONTAINER_INDEX} within package {PACKAGE_INDEX} Quantity type for this commodity should be NET.
1113	PackingType of ALL_PACKED_IN_ONE is required for container {CONTAINER_INDEX} within package {PACKAGE_INDEX}.
1114	Invalid No Restriction Commodity provided for Commodity {COMMODITY_INDEX} within container {CONTAINER_INDEX} in package {PACKAGE_INDEX}.
1115	Commodity {COMMODITY_INDEX} cannot be combined with {COMMODITY_INDEX2} within container {CONTAINER_INDEX} in package {PACKAGE_INDEX}.
1116	Radionuclide is not specified for commodity {COMMODITY_INDEX} within container {CONTAINER_INDEX} within package {PACKAGE_INDEX}.
1117	Within package {PACKAGE_INDEX} at least one container is required.
1118	Container {CONTAINER_INDEX} within package {PACKAGE_INDEX} is declared as ALL_PACKED_IN_ONE but does not have multiple commodities within it.
1119	Radioactive Container Class is not specified for container {CONTAINER_INDEX} within package {PACKAGE_INDEX}.
1120	Radioactive Container Class is not required for commodity {COMMODITY_INDEX} within container {CONTAINER_INDEX} within package {PACKAGE_INDEX}.
1121	For package {PACKAGE_INDEX} Radioactivity Detail Dimensions is not specified.

Rate Service	
Code	Message
1122	Only values of GROSS or NET are valid for quantity type indicator for commodity {COMMODITY_INDEX} within container {CONTAINER_INDEX} within package {PACKAGE_INDEX}.
1123	For package {PACKAGE_INDEX} Radioactivity Detail Dimensional length is not specified.
1124	For package {PACKAGE_INDEX} Radioactivity Detail Dimensional width is not specified.
1125	For package {PACKAGE_INDEX} Radioactivity Detail Dimensional height is not specified.
1126	For package {PACKAGE_INDEX} Radioactivity Detail Dimensional units is not specified.
1127	Radioactive Container Class is not valid for container {CONTAINER_INDEX} within package {PACKAGE_INDEX}.
1128	For package {PACKAGE_INDEX} Transport index must be from 0.0 to 3.0.
1129	For package {PACKAGE_INDEX} Commodity option Hazardous Material and Small Quantity Exception cannot be combined.
1130	For package {PACKAGE_INDEX} Radioactivity Detail Dimensional units is invalid.

## Ship Service and Open Shipping Error Messages

These error messages apply to Ship Service and Open Shipping:

Ship Service	
Code	Message
1000	General Failure.
1001	Unexpected reply from service.
1003	Information may have been defaulted to process this request.
1004	Information may have been defaulted to process this request.
2000	Invalid streetLine 1





# Error Code Messages

Ship Service	
Code	Message
2001	Invalid countryCode
2002	An Address is required for a Party
2003	A Contact is required for a Party.
2004	The payor's account number is invalid.
2005	The payor's countryCode is invalid.
2006	Package weight exceeds maximum for requested service/packaging.
2007	Package weight is less than the minimum for requested service/packaging.
2008	Duties payment type is not valid for international, non-intra-Canada non-document shipment.
2009	Duties payment type is not compatible with destination country.
2010	Destination country is not Thermal Air WayBill enabled.
2011	Destination country code is invalid.
2012	Shipper/origin country is not Thermal Air WayBill enabled.
2013	Origin/shipper country code is invalid.
2014	Shipments to Syria are not allowed from the specified origin country.
2015	Intra-country (domestic) service not supported for that origin/destination country.
2016	IntraCanada shipments must have Canadian dollars as preferred currency.
2017	Package {PACKAGE_INDEX} carriage value exceeds maximum declared value for intra-Canada shipping.
2018	IntraCanada shipments must have Canadian dollars as carriage value currency.
2019	Account number missing from the Client Detail.
2020	Meter number missing from the Client Detail.
2021	Invalid package count or invalid package sequence number.
2022	The masterTrackingId is invalid.

Ship Service	
Code	Message
2023	Weight must be expressed in pound units (LB) for Domestic Express Shipments.
2024	Dimensions of package {PACKAGE_INDEX} must be expressed in inches (IN) for Domestic Express Shipments.
2025	Package Count exceeds the maximum allowed.
2026	Packaging Type is invalid for Service Type.
2027	PRINT_RETURN_LABEL is not available with FUTURE_DAY_SHIPMENT.
2028	Invalid ShippingChargesPayment cashAmount.
2029	Bill Recipient or Bill Third Party invalid for this service.
2030	All Currency Types in the Requested Shipment must match.
2031	Signature option not allowed with Intra CA 1 Day Freight.
2032	Broker {BROKER_INDEX} country should be the same as Recipient country.
2033	Customs Value is required for Intl shipments.
2034	Broker Select Option not allowed with this service type.
2035	NO_SIGNATURE_REQUIRED not allowed with COD.
2036	Invalid Package Detail.
2037	Requested Package Summary cannot be populated.
2038	Inconsistent weight and dimension units, please use English or Metric.
2039	Incomplete commodity description {COMMODITY_INDEX}.
2040	Invalid loadData() parameters.
2041	loadData failed to install Country.dat. Please see log for details.
2042	Regulatory reference type is required.
2044	Invalid indicia type.
2045	Notification on delivery is not allowed.
2046	Invalid value for Shipment Only Fields.





# Error Code Messages

Ship Service	
Code	Message
2047	Shipment Only Fields are invalid for this request.
2100	Invalid Open Shipment Index.
2101	Open Shipment Index currently in use.
2102	Invalid Damage Status in Package Special Handling in Package {PACKAGE_INDEX}.
2103	Invalid Inspection Status in Package Special Handling in Package {PACKAGE_INDEX}.
2104	Invalid Packed By value in Package Special Handling in Package {PACKAGE_INDEX}.
2200	Missing or Invalid Shipment purpose for Commercial Invoice.
2201	Number of Commodities exceeds min or max limit.
2202	Commodity Description is required.
2203	Commodity country of manufacture is required.
2204	Commodity units of quantity is required.
2205	Commodity units is required.
2206	Commodity unit price is required.
2207	Commercial Invoice not allowed for origin destination.
2208	The FTR Exemption or AES Citation you provided is not valid for SED.
2209	Inactive customer account.
2210	Insured value exceeds limit for the selected service in package {PACKAGE_INDEX}.
2211	Insured value exceeds limit for the selected service in package {PACKAGE_INDEX}.
2212	Insured value exceeds limit for the selected service in package {PACKAGE_INDEX}.
2213	Insured value exceeds limit for the selected service in package {PACKAGE_INDEX}.
2214	Insured value exceeds limit for the selected service in package {PACKAGE_INDEX}.
2215	Insured value exceeds limit for the selected service in package {PACKAGE_INDEX}.
2216	Invalid Insured value currency.

Ship Service	
Code	Message
2217	Hazmat not allowed with selected service.
2218	return type not supported.
2219	Origin country code must be U.S. for return shipments.
2220	Destination country code must be U.S. for return shipments.
2221	Only bill shipper or bill third party allowed with return shipments.
2222	COD not allowed with return shipments.
2223	Alcohol not allowed with return shipments.
2224	Evening delivery not allowed with return shipments.
2225	Appointment delivery not allowed with return shipments.
2226	Insured value exceeds max allowed.
2227	Only 2D Common label allowed with return shipments.
2228	Insight shipment fields are not allowed with ground return shipments.
2229	Insured value can not be greater than \$1000 for express return shipments.
2230	Alternate shipper not allowed with return shipments.
2231	DG or Hazmat not allowed with return shipments.
2232	Invalid RMA number.
2233	Invalid or missing notification recipient type.
2234	Invalid or missing notification recipient e-mail format.
2235	E-mail address can not exceed 120 characters.
2236	Invalid or missing E-mail address. Party may not get notified.
2237	Invalid or Missing language code for notification, defaulting to English.
2238	Tracking number required for Deleting a shipment.
2239	Tracking number not in database.



# Error Code Messages

Ship Service	
Code	Message
2240	Label Format type can not be empty.
2241	Label Image type can not be empty.
2242	Ground Shipping is not authorized for this User
2243	Shipments for Home Delivery Service must be designated as Residential Delivery also.
2244	Sequence number of the package can not be zero for MPS packages.
2245	COD can not be specified at package level for Express Shipments.
2246	COD can not be specified at Shipment level for Ground Shipments.
2247	Dangerous Goods can not be specified at package level for Express Shipments.
2248	Dangerous Goods can not be specified at Shipment level for Ground Shipments.
2249	TIN Number can not exceed 18 characters.
2250	Currency of insured value defaulted to the currency of origin country.
2251	Insured Value can not exceed customs value.
2252	Declared value exceeds amount allowed for this country.
2253	Multiple Country of Manufacture not allowed for Commodity {COMMODITY_INDEX}.
2254	Minimum dimensions not met for service type.
2255	COD add transportation charge is not allowed for supplied Origin and Destination.
2256	Only bill sender or bill account allowed for SmartPost return shipments.
2257	Invalid email notification event type.
2258	Customer not eligible for selected service.
2259	Invalid unit system value. Use ENGLISH or METRIC.
2260	Declaration currency must contain CUSTOMS_VALUE currency.
2261	Missing clearance facility location ID.
2262	Declaration CUSTOMS_VALUE currency is invalid.

Ship Service	
Code	Message
2263	Declaration INSURED_VALUE currency must match total insured value currency.
2271	Master information not allowed for first package in MPS.
2272	Payor country code must match either Origin or Destination country code.
2273	Invalid Shipping Charges Payment Type for Payor country code.
2274	Invalid Duties Payment Type for Payor country code.
2275	Weight and dimension values are less than service minimums.
2276	Invalid booking confirmation number.
2277	Invalid shipper load and count.
2278	Commodity line item row is not populated.
2279	No more than two elements of the PriorityAlertDetail contents array will be used.
2281	Invalid shipment template usage type.
2283	Missing or invalid shipper TIN number.
2300	Weight exceeds max limit for country specified.
2301	Height of package {PACKAGE_INDEX} exceeds the max height for this service/packaging combination.
2329	Invalid units for shipment total dimensions.
2330	Length, Width, and Height must be greater than 0 for shipment total dimensions.
2400	SpecialServiceTypes is required when PackageSpecialServicesRequested is present.
2401	Invalid SpecialServiceType in package {PACKAGE_INDEX}.
2402	SpecialServiceTypes is required when ShipmentSpecialServicesRequested is present.
2403	CodDetail required when Special Service Type is COD.
2404	DangerousGoodsDetail required when Special Service Type is DANGEROUS_GOODS.
2405	DryIceWeight required when Special Service Type is DRY_ICE.
2406	E-mailNotificationDetail required when Special Service Type is EMAIL_NOTIFICATION.



# Error Code Messages

Ship Service	
Code	Message
2407	HoldAtLocationDetail required when Special Service Type is HOLD_AT_LOCATION or HOLD_AT_LOCATION with SATURDAY_DELIVERY.
2408	HomeDeliveryPremiumDetail required when Special Service Type is HOME_DELIVERY_PREMIUM.
2409	ReturnShipmentDetail required when Special Service Type is RETURN_SHIPMENT.
2410	SignatureOptionDetail required when Special Service Type is SIGNATURE_OPTION.
2411	Invalid value for Signature Service.
2412	MPS is not allowed for NON-COD shipment.
2413	Invalid addTransportationCharges.
2414	Invalid CodCollectionType.
2415	codRecipient must be supplied when Special Service Type is COD.
2416	codReferenceIndicator is invalid.
2417	companyName OR personName is required.
2418	phoneNumber is required.
2419	Invalid CodCollectionType.
2421	Phone number must be valid.
2422	Invalid customerReferenceType for customer reference {CUSTOMER_REFERENCE_INDEX} in requestedPackage {PACKAGE_INDEX}.
2423	customerReference value length must not exceed 40 characters for customer reference {CUSTOMER_REFERENCE_INDEX} in requestedPackage {PACKAGE_INDEX}.
2424	hazMatCertificateData is required.
2425	Invalid dangerousGoodsAccessibilityType.
2426	dangerousGoodsAccessibilityType is required.
2427	clientDetail is required.
2428	Invalid tracking number.

Ship Service	
Code	Message
2429	Invalid units for dimensions of package {PACKAGE_INDEX}.
2430	length, width, and height must be greater than 0 for package {PACKAGE_INDEX}.
2431	streetLines[1] is required for HoldAtLocationDetail.
2432	Invalid phoneNumber for HoldAtLocationDetail.
2433	City is required for HoldAtLocationDetail.
2434	shippingChargesPaymentType must be shipper for COD.
2435	COD not allowed for service type.
2436	Girth of package {PACKAGE_INDEX} exceeds the max girth for this service/packaging combination.
2437	Length of package {PACKAGE_INDEX} exceeds the max length for this service/packaging combination.
2438	Width of package {PACKAGE_INDEX} exceeds the max width for this service/packaging combination.
2439	Girth of package {PACKAGE_INDEX} is less than the min girth for this service/packaging combination.
2440	Length of package {PACKAGE_INDEX} is less than the min length for this service/packaging combination.
2441	Width of package {PACKAGE_INDEX} is less than the min width for this service/packaging combination.
2442	Invalid statementData for the exportDetail.
2443	B13A Filing Option data are inconsistent.
2444	B13A Filing Option is missing or invalid.
2445	Export permit number is invalid.
2446	Hold At Location not allowed with this service.
2447	Signature on File is required for export shipments.
2448	Export detail data are missing from this shipment.



# Error Code Messages

Ship Service	
Code	Message
2449	International detail information is required for non-domestic-U.S. shipments.
2450	Destination country does not accept international document shipments.
2451	Destination country does not accept international non-document shipments.
2452	International document type is required for non-domestic-U.S. shipment.
2453	Invalid Localization languageCode.
2454	Invalid currencyType.
2455	Invalid amount.
2456	Payor is required.
2457	requestedShipment is required.
2458	weight is required.
2459	weight must be greater than 0.
2460	Invalid weight units.
2461	labelSpecification is required.
2462	Invalid packaging type.
2463	The number of RequestedPackages in the RequestedShipment must be equal to 1.
2464	Invalid service type.
2465	Invalid preferredCurrency.
2466	Invalid dropoffType.
2467	shippingChargesPayment is required.
2468	totalWeight is required.
2469	shipTimestamp is invalid.
2470	recipient is required.
2471	shipper is required.

Ship Service	
Code	Message
2472	Dry Ice not allowed with Ground service, use Haz Mat instead.
2473	Invalid State Or Province Code.
2474	Invalid city.
2475	Invalid accountNumber.
2476	Invalid meterNumber.
2477	Invalid collectionAmount.
2478	Invalid country code for HoldAtLocationDetail.
2479	Invalid streetLine[1] for HoldAtLocationDetail.
2480	Invalid stateOrProvinceCode for HoldAtLocationDetail.
2481	signatureOptionType specified is invalid.
2482	Specified Signature Option is invalid for Express Freight Service.
2483	signatureReleaseNumber is required for signature option NO_SIGNATURE_REQUIRED.
2484	Signature Option Type has been changed to SERVICE_DEFAULT.
2485	Signature Option Type has been changed to DIRECT.
2486	Signature Option Type has been changed to ADULT.
2487	Dimensions are required for Express Freight Services.
2488	Invalid ShipmentSpecialServiceType.
2489	Invalid Home Delivery Premium Type.
2490	Home Delivery Premium Detail Date must be supplied when requesting DATE_CERTAIN delivery.
2491	Invalid Phone Number for Home Delivery Premium Detail.
2492	Piece Count Verification Box Count must be greater than 0.
2493	Piece Count Verification Box Count is invalid with this Service Type.
2494	Package dry ice weight cannot be greater than package weight.



# Error Code Messages

Ship Service	
Code	Message
2495	Packaging Type changed to YOUR_PACKAGING for EXPRESS_SAVER service.
2496	No INSIDE_DELIVERY with service type.
2497	No INSIDE_PICKUP with service type.
2498	Recipient/Third party account validation failed.
2499	Recipient/Third party account not authorized for ground billing.
2500	Signature option requested is not valid for this service type.
2501	Weight value cannot be < 1.
2502	This shipment was designated as Residential Delivery but qualifies for FedEx Home Delivery. Please mark this shipment with the service 'FedEx Home Delivery' and re-ship.
2503	Signature option has been changed to INDIRECT.
2504	Invalid Smart post special service type.
2505	"USPS_DELIVERY_CONFIRMATION" was added to the smart post special services.
2506	Invalid Tracking Id Type for Package {PACKAGE_INDEX}.
2507	Invalid Master Tracking Id Type.
2508	Invalid Tracking Id Type.
2516	Shipper Account Number cannot be different from ClientDetail AccountNumber.
2517	When payment Type is shipper, ShippingChargesPayment Payor AccountNumber should match the shipper account number.
2519	Total Insured value exceeds customs value.
2520	Duties Payor Account Number does not match Shipper Account Number.
2521	Importer Account Number does not match Shipper Account Number.
2522	Sender is the Importer of Record.
2523	Broker information cannot be populated for Broker Inclusive shipment.
2524	Duties Payor Account Number is required with THIRD_PARTY as payment type.

Ship Service	
Code	Message
2525	Recipient has been defaulted to the Importer of Record.
2526	Importer has been defaulted to the Third Party.
2528	Invalid Importer Data.
2529	GAA form could not be generated.
2531	Package insured value can not exceed Total insured value.
2532	Hold at Location country must match Recipient country.
2540	Package cannot be deleted without deleting the entire shipment.
2561	Routing by origin is not allowed.
2562	Invalid insured value declaration currency.
2563	Invalid customs value declaration currency.
2566	FEDEX_LTL line haul option is not authorized.
2567	FEDEX_LTL line haul option must be used if authorized.
2568	Payment required for FEDEX_LTL line haul option.
2569	Invalid FEDEX_LTL payment type.
2570	Invalid FEDEX_LTL payment account number.
2571	Invalid IMPORT brokerage processing charges payment type.
2572	Invalid IMPORT brokerage processing charges payment account.
2573	FEDEX_LTL payment type must match IMPORT brokerage processing charges payment type if both are present.
2574	FEDEX_LTL payment payor account must match IMPORT brokerage processing charges payment payor account if both are present.
2700	Service Factory exception received in Ship.init.
2701	Exception in Ship.deleteShipment::
2702	Exception in Ship.processShipment::



# Error Code Messages

Ship Service	
Code	Message
2703	Exception in Ship.validateShipment::
2704	Exception in ValidateDeleteShipment.doValidateDeleteShipment::
2705	Exception in ValidateProcessShipment.doValidateProcessShipment::
2706	Exception in ValidateShipment.doValidateShipment::
2707	Child piece cannot continue processing. The shipment has been deleted.
2708	Dangerous Goods special service type is required with the dangerous goods hazardous commodity option type.
2709	Package {PACKAGE_INDEX} - Invalid number of commodities in hazardous commodity content.
2710	Package {PACKAGE_INDEX} - Invalid hazmat commodity emergency phone number.
2711	Package {PACKAGE_INDEX} - Quantity is required for hazardous commodity content.
2712	Package {PACKAGE_INDEX} - Invalid hazardous commodity quantity amount.
2713	Package {PACKAGE_INDEX} - Invalid hazardous commodity quantity units.
2714	Package {PACKAGE_INDEX} - Packaging is required for hazardous commodity content.
2715	Package {PACKAGE_INDEX} - Invalid hazardous commodity packaging units.
2716	Package {PACKAGE_INDEX} - Invalid hazardous commodity packaging count.
2717	Package {PACKAGE_INDEX} - Dangerous goods hazardous commodity option type is invalid or missing.
2718	Invalid hazmat commodity offeror.
2719	Package {PACKAGE_INDEX} - Invalid number of dangerous goods containers.
2720	Hazardous materials cannot be specified with Process Shipment MPS.
2721	IATA dangerous goods cannot be specified with PRINT_DOCUMENTS_INCREMENTALLY action type unless CONFIRM action type is used.
2722	Dangerous goods signatory data must be the same across all MPS packages.
2723	Dangerous goods emergency contact number must be the same across all MPS packages.

Ship Service	
Code	Message
2724	Dangerous goods infectious substance responsible contact data must be the same across all MPS packages.
2725	The presence or absence of the HAZARDOUS_MATERIALS option type must be the same across all dangerous goods packages in the shipment.
2726	Package {PACKAGE_INDEX} - Invalid infectious substance responsible contact phone number.
2727	Package {PACKAGE_INDEX} - Dry Ice must be specified as a hazardous commodity.
2728	Package {PACKAGE_INDEX} - Dry Ice weight must match the hazardous commodity dry ice weight.
2729	Package {PACKAGE_INDEX} - Infectious substance responsible contact information is required.
2730	Package {PACKAGE_INDEX} - MPS child package has higher accessibility than the master package.
2734	Invalid deletion control type.
2735	Credit card payment not allowed for Open Shipments.
2736	Package {PACKAGE_INDEX} - Dangerous goods configuration reference ID not found.
2737	Shipment total dry ice package count is less than the hazardous commodity total dry ice package count.
2738	Shipment total dry ice weight is less than the hazardous commodity total dry ice weight.
2739	Package {PACKAGE_INDEX} - Name of Signatory is required.
2740	Package {PACKAGE_INDEX} - Title of Signatory is required.
2741	Package {PACKAGE_INDEX} - Place of Signatory is required.
2742	Package {PACKAGE_INDEX} - Dangerous Goods special service type is required with a dangerous goods hazardous commodity option type.
2743	Package {PACKAGE_INDEX} - Invalid hazardous materials offeror.
2871	Intra country shipment cannot be changed to non intra country and vice versa.



# Error Code Messages

Ship Service	
Code	Message
2872	Domestic shipment can not be made international and vice versa.
2873	Operating company cannot be changed.
2874	PAYGO PRE-MULTIPLIER Shipment cannot be changed to PAYGO MULTIPLIER.
2875	PAYGO PRE-MULTIPLIER Shipment cannot be changed to NON-PAYGO Shipment.
2876	PAYGO MULTIPLIER Shipment cannot be changed to PAYGO PRE-MULTIPLIER.
2877	PAYGO MULTIPLIER Shipment cannot be changed to NON-PAYGO Shipment.
2878	Only US Domestic Express and US Domestic Ground shipments can change from Multiplier to Non-Multiplier.
2879	Cannot change shipment to Non-Multiplier because Dangerous Goods is a special service.
2998	General Failure.
2999	Document content type is invalid.
3000	Invalid Shipper city.
3001	Invalid Shipper Country Code.
3002	Invalid Shipper streetLine 1.
3003	Invalid Shipper state Or Province Code.
3004	Shipper Company Name OR Person Name is required.
3005	Shipper Phone Number is required.
3006	Invalid paymentType.
3007	Shipper Person Name must be at least 2 characters.
3008	Invalid labelImageType.
3009	Invalid labelStockType.
3010	Invalid labelPrintingOrientation.
3011	Shipper Company Name must be at least 2 characters.
3012	Shipper Phone Number is invalid.

Ship Service	
Code	Message
3013	Recipient Company Name OR Person Name is required.
3014	Recipient Phone Number is required.
3015	Invalid Recipient city.
3016	Recipient Company Name must be at least 2 characters.
3017	Invalid Recipient Country Code.
3018	Invalid Recipient StreetLine 1.
3019	Recipient Person Name must be at least 2 characters.
3020	Recipient Phone Number is invalid.
3021	Recipient State Code is missing.
3022	General Failure.
3023	Postal Code not found.
3024	Shipper Postal Code not found.
3025	Invalid Postal Code Format.
3026	Postal Code not Served.
3027	Postal-State Mismatch.
3028	Postal-City Mismatch.
3029	Country not served.
3030	Country code is required and must not exceed the limit of 2 characters.
3031	Invalid postal code/routing code input.
3032	P.O. Box zip.
3033	Postal code or routing code is required.
3034	Postal/Routing code and country do not match.
3035	The length of the postal code exceeds the limit of 16 characters.



# Error Code Messages

Ship Service	
Code	Message
3036	The length of the state or province exceeds the limit of 3 characters.
3037	Invalid Shipper Postal Code Format.
3038	Shipper Postal Code not Served.
3039	Shipper Postal-State Mismatch.
3040	Shipper Postal-City Mismatch.
3041	Shipper Country not served.
3042	Shipper Country code is required and must not exceed the limit of 2 characters.
3043	Invalid Shipper postal code/routing code input.
3044	Shipper zip is a P.O. Box - Not allowed.
3045	Shipper Postal code or routing code is required.
3046	Shipper Postal/Routing code and country do not match.
3047	The length of the Shipper postal code exceeds the limit of 16 characters.
3048	The length of the Shipper state or province exceeds the limit of 3 characters.
3049	Recipient Postal Code not found.
3050	Invalid Recipient Postal Code Format.
3051	Recipient Postal Code not Served.
3052	Recipient Postal-State Mismatch.
3053	Recipient Postal-City Mismatch.
3054	Recipient Country not served.
3055	Recipient Country code is required and must not exceed the limit of 2 characters.
3056	Invalid Recipient postal code/routing code input.
3057	Recipient zip is a P.O. Box - Not allowed.
3058	Recipient Postal code or routing code is required.

Ship Service	
Code	Message
3059	Recipient Postal/Routing code and country do not match.
3060	The length of the Recipient postal code exceeds the limit of 16 characters.
3061	The length of the Recipient state or province exceeds the limit of 3 character.
3062	Hold at Location Postal Code not found.
3063	Invalid Hold at Location Postal Code Format.
3064	Hold at Location zip is a P.O. Box - Not allowed.
3065	Hold at Location Postal-State Mismatch.
3066	Hold at Location Postal-City Mismatch.
3067	Hold at Location Country not served.
3068	Hold at Location Country code is required and must not exceed the limit of 2 characters.
3069	Invalid Hold at Location postal code/routing code input.
3070	Hold at Location zip is a P.O. Box - Not allowed.
3071	Hold at Location Postal code or routing code is required.
3072	Hold at Location Postal/Routing code and country do not match.
3073	The length of the Hold at Location postal code exceeds the limit of 16 characters.
3074	The length of the Hold at Location state or province exceeds the limit of 3 character.
3075	Location Not Found.
3076	Shipper Location Not Found.
3077	Recipient Location Not Found.
3078	Hold at Location Address - Location Not Found.
3079	Unable to process requested shipment at this time. Please try later.
3080	Location-Zip mismatch.
3081	Shipper Location-Zip mismatch.





# Error Code Messages

Ship Service	
Code	Message
3082	Recipient Location-Zip mismatch.
3083	Hold-at-Location Location-Zip mismatch.
3084	Postal-Country mismatch.
3085	Shipper Postal-Country mismatch.
3086	Recipient Postal-Country mismatch.
3087	Hold-at-Location Postal-Country mismatch.
3088	Postal Code not found.
3089	Shipper Postal Code not found.
3090	Postal Code not found.
3091	Hold-at-Location Postal Code not found.
3092	Destination Control Statement type not allowed for selected service.
3093	Destination Control Statement type is not valid.
3094	The provided FTR Exemption or AES Citation is invalid.
3100	Invalid combination of payment type and special service.
3101	Invalid hold at location type.
3130	Duties payment type not allowed with return shipments.
3131	Invalid customs option type.
3132	Customs option description required.
3133	Invalid associated outbound ship date.
3134	Invalid return associated outbound tracking number.
3135	Customs option detail is required.
3136	Unable to retrieve conversion factors from the currency conversion service.

Ship Service	
Code	Message
3280	Your FedEx account is not enabled for FedEx Ground Services. Please call FedEx Customer Service at <b>1.800.GoFedEx 1.800.463.3339</b> to enable your account for FedEx Ground shipping.
3366	Origin country code must be the same as Sender Country Code.
3367	Origin - Invalid streetLine 1.
3368	Origin - Invalid countryCode.
3369	Origin - Company Name OR Person Name is required.
3370	Origin - Phone Number is required.
3371	Origin - Company Name must be at least 2 characters.
3372	Origin - Person Name must be at least 2 characters.
3373	Origin - Phone Number is invalid.
3374	Origin - Invalid State Or Province Code.
3375	Origin - Invalid city.
3376	Origin - Postal Code not found.
3377	Origin - Invalid Postal Code Format.
3378	Origin - Postal Code not Served.
3379	Origin - Postal-State Mismatch.
3380	Origin - Postal-City Mismatch.
3381	Origin - Country not served.
3382	Origin - Country code is required and must not exceed the limit of 2 characters.
3383	Origin - Invalid postal code/routing code input.
3384	Origin - P.O. Box zip.
3385	Origin Postal code or routing code is required.
3386	Origin - Postal/Routing code and country do not match.



# Error Code Messages

Ship Service	
Code	Message
3387	Origin - The length of the postal code exceeds the limit of 16 characters.
3388	Origin - The length of the state or province exceeds the limit of 3 characters.
3389	Origin - Location Not Found.
3390	International Broker - Invalid streetLine 1.
3391	International Broker {BROKER_INDEX} - Invalid countryCode.
3392	International Broker - Invalid streetLine 1.
3393	International Broker - Phone Number is required.
3394	International Broker - Invalid Broker Company Name.
3395	International Broker - Invalid Person Name.
3396	International Broker - Phone Number is invalid.
3397	International Broker {BROKER_INDEX} - Invalid State Or Province Code.
3398	International Broker {BROKER_INDEX} - Invalid city
3399	International Broker {BROKER_INDEX} - Postal Code not found
3400	International Broker {BROKER_INDEX} - Invalid Postal Code Format
3401	International Broker {BROKER_INDEX} - Postal Code not Served
3402	International Broker {BROKER_INDEX} - Postal-State Mismatch
3403	International Broker {BROKER_INDEX} - Postal-City Mismatch
3404	International Broker {BROKER_INDEX} - Country not served
3405	International Broker {BROKER_INDEX} - Country code is required and must not exceed the limit of 2 characters
3406	International Broker {BROKER_INDEX} - Invalid postal code/routing code input
3407	International Broker {BROKER_INDEX} - P.O. Box zip
3408	International Broker {BROKER_INDEX} - Postal code or routing code is required
3409	International Broker {BROKER_INDEX} - Postal/Routing code and country do not match

Ship Service	
Code	Message
3410	International Broker {BROKER_INDEX} - The length of the postal code exceeds the limit of 16 characters
3411	International Broker {BROKER_INDEX} - The length of the state or province exceeds the limit of 3 characters
3412	International Broker - Location Not Found.
3413	International Importer of Record - Invalid streetLine 1.
3414	International Importer of Record - Invalid countryCode.
3415	International Importer of Record - Invalid Company Name.
3416	International Importer of Record - Phone Number is required.
3417	International Importer of Record - Company Name must be at least 2 characters.
3418	International Importer of Record - Person Name must be at least 2 characters.
3419	International Importer of Record - Phone Number is invalid.
3420	International Importer of Record - Invalid State Or Province Code.
3421	International Importer of Record - Invalid city.
3422	International Importer of Record - Postal Code not found.
3423	International Importer of Record - Invalid Postal Code Format.
3424	International Importer of Record - Postal Code not Served.
3425	International Importer of Record - Postal-State Mismatch.
3426	International Importer of Record - Postal-City Mismatch.
3427	International Importer of Record - Country not served.
3428	International Importer of Record - Country code is required and must not exceed the limit of 2 characters.
3429	International Importer of Record - Invalid postal code/routing code input.
3430	International Importer of Record - P.O. Box zip.
3431	International Importer of Record - Postal code or routing code is required.



# Error Code Messages

Ship Service	
Code	Message
3432	International Importer of Record - Postal/Routing code and country do not match.
3433	International Importer of Record - The length of the postal code exceeds the limit of 16 characters.
3434	International Importer of Record - The length of the state or province exceeds the limit of 3 characters.
3435	International Importer of Record - Location Not Found.
3436	Printed Label of Origin - Invalid streetLine 1.
3437	Printed Label of Origin - Invalid countryCode.
3438	Printed Label of Origin - Invalid streetLine 1.
3439	Printed Label of Origin - Phone Number is required.
3440	Printed Label of Origin - Company Name must be at least 2 characters.
3441	Printed Label of Origin - Person Name must be at least 2 characters.
3442	Printed Label of Origin - Phone Number is invalid.
3443	Printed Label of Origin - Invalid State Or Province Code.
3444	Printed Label of Origin - Invalid city.
3445	Printed Label of Origin - Postal Code not found.
3446	Printed Label of Origin - Invalid Postal Code Format.
3447	Printed Label of Origin - Postal Code not Served.
3448	Printed Label of Origin - Postal-State Mismatch.
3449	Printed Label of Origin - Postal-City Mismatch.
3450	Printed Label of Origin - Country not served.
3451	Printed Label of Origin - Country code is required and must not exceed the limit of 2 characters.
3452	Printed Label of Origin - Invalid postal code/routing code input.
3453	Printed Label of Origin - P.O. Box zip.

Ship Service	
Code	Message
3454	Printed Label of Origin - Postal code or routing code is required
3455	Printed Label of Origin - Postal/Routing code and country do not match.
3456	Printed Label of Origin - The length of the postal code exceeds the limit of 16 characters.
3457	Printed Label of Origin - The length of the state or province exceeds the limit of 3 characters.
3458	Printed Label of Origin - Location Not Found.
3459	Hold at Location in Special Services Requested - Invalid streetLine 1.
3460	Hold at Location in Special Services Requested - Invalid countryCode.
3461	Hold at Location in Special Services Requested - Invalid streetLine 1.
3462	Hold at Location in Special Services Requested - Phone Number is required.
3463	Hold at Location in Special Services Requested - Company Name must be at least 2 characters.
3464	Hold at Location in Special Services Requested - Person Name must be at least 2 characters.
3465	Hold at Location in Special Services Requested - Phone Number is invalid.
3466	Hold at Location in Special Services Requested - Invalid State Or Province Code.
3467	Hold at Location in Special Services Requested - Invalid city.
3468	Hold at Location in Special Services Requested - Postal Code not found.
3469	Hold at Location in Special Services Requested - Invalid Postal Code Format.
3470	Hold at Location in Special Services Requested - Postal Code not Served.
3471	Hold at Location in Special Services Requested - Postal-State Mismatch.
3472	Hold at Location in Special Services Requested - Postal-City Mismatch.
3473	Hold at Location in Special Services Requested - Country not served.
3474	Hold at Location in Special Services Requested - Country code is required and must not exceed the limit of 2 characters.



# Error Code Messages

Ship Service	
Code	Message
3475	Hold at Location in Special Services Requested - Invalid postal code/routing code input.
3476	Hold at Location in Special Services Requested - P.O. Box zip.
3477	Hold at Location in Special Services Requested - Postal code or routing code is required.
3478	Hold at Location in Special Services Requested - Postal/Routing code and country do not match.
3479	Hold at Location in Special Services Requested - The length of the postal code exceeds the limit of 16 characters.
3480	Hold at Location in Special Services Requested - The length of the state or province exceeds the limit of 3 characters.
3481	Hold at Location in Special Services Requested - Location Not Found.
3482	COD Recipient in Special Services Requested - Invalid streetLine 1.
3483	COD Recipient in Special Services Requested - Invalid countryCode.
3484	COD Recipient in Special Services Requested - Invalid streetLine 1.
3485	COD Recipient in Special Services Requested - Phone Number is required.
3486	COD Recipient in Special Services Requested - Company Name must be at least 2 characters.
3487	COD Recipient in Special Services Requested - Person Name must be at least 2 characters.
3488	COD Recipient in Special Services Requested - Phone Number is invalid.
3489	COD Recipient in Special Services Requested - Invalid State Or Province Code.
3490	COD Recipient in Special Services Requested - Invalid city.
3491	COD Recipient in Special Services Requested - Postal Code not found.
3492	COD Recipient in Special Services Requested - Invalid Postal Code Format.
3493	COD Recipient in Special Services Requested - Postal Code not Served.
3494	COD Recipient in Special Services Requested - Postal-State Mismatch.
3495	COD Recipient in Special Services Requested - Postal-City Mismatch.

Ship Service	
Code	Message
3496	COD Recipient in Special Services Requested - Country not served.
3497	COD Recipient in Special Services Requested - Country code is required and must not exceed the limit of 2 characters.
3498	COD Recipient in Special Services Requested - Invalid postal code/routing code input.
3499	COD Recipient in Special Services Requested - P.O. Box zip.
3500	COD Recipient in Special Services Requested - Postal code or routing code is required.
3501	COD Recipient in Special Services Requested - Postal/Routing code and country do not match.
3502	COD Recipient in Special Services Requested - The length of the postal code exceeds the limit of 16 characters.
3503	COD Recipient in Special Services Requested - The length of the state or province exceeds the limit of 3 characters.
3504	COD Recipient in Special Services Requested - Location Not Found.
3505	COD Recipient in Shipment Special Services Requested - Contact or Company name is required.
3506	COD Recipient in Shipment Special Services Requested - Invalid countryCode.
3507	COD Recipient in Special Services Requested - Invalid streetLine 1 for Package {PACKAGE_INDEX}.
3508	COD Recipient in Special Services Requested - Phone Number is required for Package {PACKAGE_INDEX}.
3509	COD Recipient in Special Services Requested - Company Name must be at least 2 characters for Package {PACKAGE_INDEX}.
3510	COD Recipient in Special Services Requested - Person Name must be at least 2 characters for Package {PACKAGE_INDEX}.
3511	COD Recipient in Special Services Requested - Phone Number is invalid for Package {PACKAGE_INDEX}.
3512	COD Recipient in Special Services Requested - Invalid State Or Province Code.



# Error Code Messages

Ship Service	
Code	Message
3513	COD Recipient in Special Services Requested - Invalid city.
3514	COD Recipient in Special Services Requested - Postal Code not found.
3515	COD Recipient in Special Services Requested - Invalid Postal Code Format.
3516	COD Recipient in Special Services Requested - Postal Code not served.
3517	COD Recipient in Special Services Requested - Postal-State Mismatch.
3518	COD Recipient in Special Services Requested - Postal-City Mismatch.
3519	COD Recipient in Special Services Requested - Country not served.
3520	COD Recipient in Special Services Requested - Country code is required and must not exceed the limit of 2 characters.
3521	COD Recipient in Special Services Requested - Invalid postal code/routing code input.
3522	COD Recipient in Special Services Requested - P.O. Box zip.
3523	COD Recipient in Special Services Requested - Postal code or routing code is required.
3524	COD Recipient in Special Services Requested - Postal/Routing code and country do not match.
3525	COD Recipient in Special Services Requested - The length of the postal code exceeds the limit of 16 characters.
3526	COD Recipient in Special Services Requested - The length of the state or province exceeds the limit of 3 characters.
3527	COD Recipient in Special Services Requested - Location Not Found for Package# {PACKAGE_INDEX}.
3530	Invalid credit card transaction detail data.
3531	MPS is not allowed with authorized credit card shipments.
3532	Only U.S. domestic shipments are allowed with authorized credit card shipping.
3533	Electronic Trade Documents are not available for domestic shipments.
3534	Electronic Trade Documents request are not supported with future day shipments.

Ship Service	
Code	Message
3535	Customer documents cannot be requested for return. Only FedEx generated documents can be returned.
3536	Electronic Trade Document file type or name is invalid.
3537	Number of Electronic Trade Documents attached exceed the maximum allowed.
3538	Customer documents or request to generate shipping documents is required to process a shipment with Electronic Trade Document request.
3539	Uploaded Electronic Trade Document Type is not valid.
3540	Estimated duties and taxes are returned only for shipping charges payment type of SENDER.
3541	Electronic Trade Documents are not allowed with the special services selected.
3542	ETD not allowed with document shipments with no commercial value.
3543	Document {DOC_INDEX} size exceeds maximum allowed.
3544	Customer provided CI is not allowed when the original FedEx generated shipping document request has a CI/PI.
3545	Customer should attach at least one CI or PI or select option to create FedEx generated CI or PI to ship ETD.
3601	At least one freight shipment line item is required.
3602	Freight shipment line item {FREIGHT_SHIPMENT_LINE_ITEM} -commodity description is required.
3603	Freight shipment role type invalid or missing.
3604	Invalid combination of payor's account number and {ACCOUNT_NUMBER_TYPE} account number.
3605	A valid Hazardous Commodity Option Type is required when special service Dangerous Goods is selected.
3606	Payment type is not valid for the role selected.
3607	Freight shipment collect terms is invalid or missing.



# Error Code Messages

Ship Service	
Code	Message
3608	Freight shipment line item {FREIGHT_SHIPMENT_LINE_ITEM} - nmfcCode is invalid.
3609	National PRO numbers in the request are no longer supported. Please discontinue usage of them. The PRO number will be overridden with a valid PRO number at the time of pickup.
3610	Missing or invalid {SPECIAL_SERVICE_TYPE} detail.
3611	Special Service {SPECIAL_SERVICE_TYPE} - invalid type.
3612	Alternate billing is not supported for selected payment type and role type.
3613	Invalid liability coverage type.
3614	Invalid liability coverage amount for coverage type selected.
3615	Freight shipment line item {FREIGHT_SHIPMENT_LINE_ITEM} - invalid freight class.
3616	Freight shipment line item {FREIGHT_SHIPMENT_LINE_ITEM} - missing or invalid physical packaging.
3617	Freight shipment line item {FREIGHT_SHIPMENT_LINE_ITEM} - missing or invalid pieces.
3618	Freight shipment line item {FREIGHT_SHIPMENT_LINE_ITEM} - invalid hazardous materials category.
3619	Either FedEx Freight or Alternate account number and the associated address is required.
3620	Freight shipment line item {FREIGHT_SHIPMENT_LINE_ITEM} - invalid volume units.
3621	Freight shipment line item {FREIGHT_SHIPMENT_LINE_ITEM} - invalid volume.
3622	Missing or invalid Total Handling units.
3623	Emergency contact number is required when hazardous materials are present.
3624	The account provided for {ACCOUNT_NUMBER_TYPE} is missing or is not a valid value.
3625	Either freight line items or special services exceeded the maximum allowed.
3626	Payor Responsible Party is Required.
3627	Freight special service payment {SPECIAL_SERVICE_PAYMENT_INDEX} - payment type is missing or invalid.

Ship Service	
Code	Message
3628	Freight special service payment {SPECIAL_SERVICE_PAYMENT_INDEX} - special service type is missing or invalid.
3629	ProcessingOption {SHIPMENT_PROCESSING_OPTION_TYPE} is not allowed for this request and was removed.
3630	Action type {ACTION} is not allowed for this request.
3790	Declaration INSURED_VALUE currency is invalid.
3792	Appointment Delivery Split Payment - Payor is required.
3793	Appointment Delivery Split Payment - Invalid Payment Type for Payor country code.
3794	Piece Count Verification Split Payment - Payor is required.
3795	Piece Count Verification Split Payment - Invalid Payment Type for Payor country code.
3796	Appointment Delivery Split Payment - The payor's account number is invalid.
3797	Appointment Delivery Split Payment - The payor's country code is invalid.
3798	Appointment Delivery Split Payment - Payor country code must match either Origin or Destination country code.
3799	Piece Count Verification Split Payment - The payor's account number is invalid.
3800	Piece Count Verification Split Payment - The payor's country code is invalid.
3801	Piece Count Verification Split Payment - Payor country code must match either Origin or Destination country code.
3802	Service type requires the processing option {SHIPMENT_PROCESSING_OPTION_TYPE}.
3803	Service type does not support the processing option {SHIPMENT_PROCESSING_OPTION_TYPE}.
3804	Package commodities require the PACKAGE_LEVEL_COMMODITIES processing option.
3805	The PACKAGE_LEVEL_COMMODITIES processing option does not support customs clearance detail commodities.
3806	Duplicate Key or ID {KEY_VALUE}.
3807	Key or ID {KEY_VALUE} not found.



# Error Code Messages

Ship Service	
Code	Message
3808	At least one commodity required.
3809	The specified template usage type requires a template.
3812	Invalid customerReferenceType for Commercial Invoice reference {CUSTOMER_REFERENCE_INDEX}.
3813	Invalid customerReference value for Commercial Invoice reference {CUSTOMER_REFERENCE_INDEX}.
3814	Invalid group package count.
3815	Weight - weight must be greater than 0 in Commodity {COMMODITY_INDEX} in RequestedPackage {PACKAGE_INDEX}
3816	Weight - Invalid weight units in Commodity {COMMODITY_INDEX} in RequestedPackage {PACKAGE_INDEX}.
3817	Commodities are required for RequestedPackage {PACKAGE_INDEX}.
3900	Invalid Recipient Customs Tax ID Type.
3901	Invalid Recipient Customs Tax ID.
3902	Description not valid for documents with value.
3903	Commodity customs value cannot be greater than zero if commodity description is Correspondence/No Commercial Value.
3904	Commodity unit value cannot be greater than zero if commodity description is Correspondence/No Commercial Value.
3905	A commercial invoice is not allowed if the country of manufacture is XX.
3906	Electronic Commercial Invoice not allowed for non-dutiable document shipment.
3907	Invalid Customs Value.
3908	Weight is required for commodity {COMMODITY_INDEX}.
3909	Customs Value cannot be zero for commodity {COMMODITY_INDEX}.
3910	Invalid description of contents for commodity {COMMODITY_INDEX}.
3911	Quantity is required for commodity {COMMODITY_INDEX}.

Ship Service	
Code	Message
3913	Unit value is required for commodity {COMMODITY_INDEX}.
3914	Unit of measurement required for commodity {COMMODITY_INDEX}.
3928	Pickup date time is required.
3929	Invalid ready date time, must contain a time between 08:00am and 06:00pm.
3930	Total insured value for express tag should be between 0 and 50000.
3931	Invalid date format at ready date time.
3932	Invalid date format at latest pickup date time.
3938	Ready date, pickup date and the shipment date are not the same.
3939	Invalid ready date time for commercial pickup.
3940	For commercial pickup the ready date time should be before the business close time.
3941	Ready date should be after the current date.
3942	Courier instructions field should not be more than 30 characters.
3943	Business close time does not contain a time between 08:00am and 06:00pm.
3944	The requested pickup date is not a business day.
3945	The requested pickup date may not be more than 14 days from today.
3946	Call tag may only be canceled by the shipper who originally requested it.
3947	Unable to retrieve details: confirmation number not found.
3948	Unable to cancel call tag; it has been already canceled.
3949	The Ground system indicated the call tag cannot be canceled.
3950	Invalid time stamp.
3951	Invalid special service option type at package {PACKAGE_INDEX}.
3952	Confirmation number required to cancel a tag transaction.
3953	Invalid payment type.



# Error Code Messages

Ship Service	
Code	Message
3954	Past Cut Off Time.
3955	Cannot schedule pickup beyond 1 working day.
3956	Cannot schedule pickup request for previous day.
3957	Customer reference number contains an invalid character.
3958	Duplicate cancel request.
3959	No dispatch found for this location.
3960	Zip state mismatch.
3961	Incomplete recipient data.
3962	Dispatch already exists.
3963	Package Count exceeds the maximum allowed.
3964	Difference between Ready Time and Business Close / Last Pickup Time is too small.
3965	The payment details used to schedule the ground call tag is required for cancellation.
3966	Destination address is not provided/ invalid.
3967	Invalid Company Close Time.
3970	PickupDetail Request Type - Pickup Request Type is invalid.
3971	PickupDetail Request Source - Pickup Request Source is invalid.
3975	Duplicate sequence or Missing sequence number in the package list.
3976	Harmonized code is invalid.
3985	Unable to obtain a default hold at location address. Please provide one to process your request.
3986	Default Hold at Location data might not be valid.
4000	Invalid or blank FICE type.
4001	FICE license or permit number is required.
4002	FICE license or permit number expiration date is invalid.

Ship Service	
Code	Message
4003	Document shipment is not allowed with FICE.
4004	Invalid service type selected for FICE shipment.
4005	FICE license or permit number is not required.
4006	FICE license or permit number expiration date is not required.
4007	FICE entry number is required.
4008	FICE entry number isn't required.
4009	FICE Foreign Trade Zone code is required.
4010	Invalid Physical Packaging
4011	The commodity list is empty.
4012	Commodities cannot be added to this shipment.
4013	The total count of commodities cannot exceed 999.
6001	Invalid thermal printer.
6002	Invalid label type.
6003	Missing Label Type.
6004	Invalid or missing label format type.
6005	Thermal printer type supplied for plain paper request.
6006	Invalid payment type.
6007	Invalid dangerous goods value.
6008	Invalid weight unit.
6009	Invalid Dim Units.
6010	Invalid COD payment type.
6011	Missing Product Code.
6012	Can not find service description.





# Error Code Messages

Ship Service	
Code	Message
6013	Missing Recipient country code.
6014	Invalid recipient country code.
6015	Missing origin country code.
6016	Invalid carrier code.
6017	Invalid Language indicator.
6018	Graphic Entry Missing Graphic Info.
6019	X Location Missing for Custom Label Entry.
6020	Y Location Missing for Custom Label Entry.
6021	Font Information Missing for Custom Text Entry.
6022	Barcode Height missing from Custom Barcode Entry.
6023	Thin Bar Width missing from Custom Barcode Entry.
6024	Barcode Symbology Missing from Custom Barcode Entry.
6025	Invalid Stock Type.
6026	Invalid DocTab path.
6027	DocTabContent not present. No doc tab will be produced.
6028	LabelPrintingOrientationType not specified - using default value of N.
6029	Shipping document email recipient must contain a valid email address.
6030	The requested document is too large to be emailed and will not be sent.
6044	The customer provided image exceeds maximum size allowed.
6045	Error while parsing VPath values.
6046	International shipping documents are not supported by non-international shipments.
6047	Invalid values for LabelPrintingOrientationType.
6048	Invalid type for OversizeClassType.

Ship Service	
Code	Message
6049	Invalid character data found while processing the label.
6050	Shipment request failed due to label creation error.
6050	Shipment request failed due to label creation error.
6050	Shipment request failed due to label creation error.
6050	Shipment request failed due to label creation error.
6050	Shipment request failed due to label creation error.
6050	Shipment request failed due to label creation error.
6050	Shipment request failed due to label creation error.
6050	Shipment request failed due to label creation error.
6050	Shipment request failed due to label creation error.
6059	DrylceTotalWeight is greater than total shipment weight.
6060	ShipmentDrylceDetail is required.
6061	Invalid shipmentDrylceDetail totalWeight.
6062	Invalid shipment totalWeight.
6063	Invalid shipmentDrylceDetail packageCount.
6064	Total commodities weight is greater than package or shipment weight.
6065	Commodities are required for International Shipments.
6066	Insufficient information for commodity {COMMODITY_INDEX} to complete shipment.
6067	Weight units are inconsistent or differ from master.
6068	Invalid values for DocTabContentType.
6069	Unable to generate label - unexpected special character in request.
6071	Unable to generate shipping documents.
6072	Duplicate shipping document types are not allowed.



# Error Code Messages

Ship Service	
Code	Message
6073	Invalid disposition type for {SHIPPING_DOCUMENT}.
6074	Invalid grouping type for {SHIPPING_DOCUMENT}.
6075	Invalid access reference for {SHIPPING_DOCUMENT}.
6076	Label request is not supported.
6077	Labels to file is supported for offline clients only.
6078	Non-compliant OP-900 form requested. FedEx is returning the appropriate OP-900 form to ensure your hazardous material documentation is DOT compliant. Please ensure OP-900LL (rev 1/2010) or OP-900LG (rev 3/2010) label stock is being used.
6079	LabelFormatType not supported for the supplied origin and destination.
6097	Customer supplied documents are currently not supported.
6098	Customer supplied images are currently not supported.
6099	FedEx generated customs documents are currently not supported.
6100	International Broker {BROKER_INDEX} - Invalid Broker Type.
6101	Invalid Broker Combination.
6102	Broker {BROKER_INDEX} country should be the same as Shipper country.
6103	Priority Alert must be entered on all packages.
6104	The Priority Alert type cannot be different across packages.
6105	Special service conflict. Priority Alert is not valid with Delivery On Invoice Acceptance or Third Party Consignee.
6106	Your request is not compatible with the ASTRA barcode.
6107	Document shipments are not allowed with ITAR.
6108	Post-Departure EEI Filing is not allowed with this service.
6109	ITAR Exemption or License Number is required.
6110	The B13A Canada Export Declaration is required for this shipment.
6111	The Canada Export Permit Number is required for this shipment.

Ship Service	
Code	Message
6112	Alcohol shipments are not allowed with ITAR.
6113	The ITAR License or Exemption Number is invalid.
6115	ITAR not allowed with service type.
6501	RequestedShipment TotalWeight - weight must be greater than 0.
6502	RequestedShipment TotalWeight - Invalid weight units.
6503	RequestedShipment TotalWeight - weight exceeds maximum for requested service/packaging.
6504	RequestedShipment TotalWeight - weight is less than the minimum for requested service/packaging.
6505	Weight - weight must be greater than 0 in RequestedPackage {PACKAGE_INDEX}.
6506	Weight - Invalid weight units in RequestedPackage {PACKAGE_INDEX}.
6507	SpecialServicesRequested drylceWeight - weight must be greater than 0 in RequestedPackage {PACKAGE_INDEX}.
6508	SpecialServicesRequested drylceWeight - Invalid weight units in RequestedPackage {PACKAGE_INDEX}.
6509	Weight - weight must be greater than 0 in Commodity {COMMODITY_INDEX}.
6510	Weight - Invalid weight units in Commodity {COMMODITY_INDEX}.
6511	Recipients Localization - Invalid Localization languageCode for recipient {EMAIL_RECIPIENT_INDEX}.
6512	TransactionDetail Localization - Invalid Localization languageCode.
6513	RequestedShipment SpecialServicesRequested codDetail - Shipping Charges Payment Type must be shipper for COD.
6514	SpecialServicesRequested codDetail - Shipping Charges Payment Type must be shipper for COD in RequestedPackage {PACKAGE_INDEX}.
6515	ClientDetail Localization - Invalid Localization languageCode.



# Error Code Messages

Ship Service	
Code	Message
6518	RequestedShipment SpecialServicesRequested codDetail - COD not allowed for service type.
6519	SpecialServicesRequested codDetail - COD not allowed for service type in RequestedPackage {PACKAGE_INDEX}.
6520	Weight - Package weight exceeds maximum for requested service/packaging in RequestedPackage {PACKAGE_INDEX}.
6521	Weight - Package weight is less than the minimum for requested service/packaging in RequestedPackage {PACKAGE_INDEX}.
6522	SpecialServicesRequested dryIceWeight - Package weight exceeds maximum for requested service/packaging in RequestedPackage {PACKAGE_INDEX}.
6523	SpecialServicesRequested dryIceWeight - Package weight is less than the minimum for requested service/packaging in RequestedPackage {PACKAGE_INDEX}.
6524	Weight - Package weight exceeds maximum for requested service/packaging in Commodity {COMMODITY_INDEX}.
6525	Weight - Package weight is less than the minimum for requested service/packaging in Commodity {COMMODITY_INDEX}.
6526	RequestedShipment Origin contact - companyName OR personName is required.
6527	RequestedShipment Origin contact - phoneNumber is required.
6528	RequestedShipment FreightShipmentDetail alternateBilling - Address is required.
6529	RequestedShipment FreightShipmentDetail alternateBilling - Contact information is required.
6530	RequestedShipment Origin contact - Phone Number is invalid.
6531	RequestedShipment Recipient contact - companyName OR personName is required.
6532	RequestedShipment Recipient contact - phoneNumber is required.
6533	RequestedShipment FreightShipmentDetail alternateBilling contact - PhoneNumber is required.
6534	RequestedShipment FreightShipmentDetail alternateBilling contact - PhoneNumber is invalid.

Ship Service	
Code	Message
6535	RequestedShipment Recipient contact - Phone Number is invalid.
6536	RequestedShipment Shipper contact - companyName OR personName is required.
6537	ShippingChargesPayment Payor - The payor's account number is invalid.
6538	ShippingChargesPayment Payor - The payor's countryCode is invalid.
6539	InternationalDetail Payor - The payor's account number is invalid.
6540	InternationalDetail Payor - The payor's countryCode is invalid.
6541	RequestedShipment Shipper contact - phoneNumber is required.
6542	Package {PACKAGE_INDEX} weight is inconsistent with dimension units, please use only English or Metric.
6543	Commodity weight is inconsistent with dimension units, please use only English or Metric.
6544	Shipment total weight is inconsistent with dimension units, please use only English or Metric.
6545	RequestedShipment SpecServReq codDetail codRecipient - An Address is required for a Party.
6546	RequestedShipment SpecServReq codDetail codRecipient - A Contact is required for a Party.
6547	RequestedShipment InternationalDetail {BROKER_INDEX} broker - An Address is required for a Party.
6548	RequestedShipment InternationalDetail {BROKER_INDEX} broker - A Contact is required for a Party.
6549	RequestedShipment customsClearanceDetail importerOfRecord - An Address is required for a Party.
6550	RequestedShipment customsClearanceDetail importerOfRecord - A Contact is required for a Party.
6551	RequestedShipment Shipper - An Address is required for a Party.
6552	RequestedShipment Shipper - A Contact is required for a Party.



# Error Code Messages

Ship Service	
Code	Message
6553	RequestedShipment Recipient - An Address is required for a Party.
6554	RequestedShipment Recipient - A Contact is required for a Party.
6555	InsuredValue - Invalid amount in RequestedPackage {PACKAGE_INDEX}.
6556	InsuredValue - Invalid currency in RequestedPackage {PACKAGE_INDEX}.
6557	VariableHandlingChargeDetail fixedValue - Invalid amount in RequestedPackage {PACKAGE_INDEX}.
6558	VariableHandlingChargeDetail fixedValue - Invalid currency in RequestedPackage {PACKAGE_INDEX}.
6559	SpecialServicesRequested codDetail collectionAmount - Invalid amount in RequestedPackage {PACKAGE_INDEX}.
6560	SpecialServicesRequested codDetail collectionAmount - Invalid currency in RequestedPackage {PACKAGE_INDEX}.
6561	InternationalDetail CustomsValue - Invalid amount.
6562	InternationalDetail CustomsValue - Invalid currency.
6563	RequestedShipment VariableHandlingChargeDetail fixedValue - Invalid amount.
6564	RequestedShipment VariableHandlingChargeDetail fixedValue - Invalid currency.
6565	CommercialInvoice FreightCharges - Invalid amount.
6566	CommercialInvoice FreightCharges - Invalid currency.
6567	CommercialInvoice InsuranceCharge - Invalid amount.
6568	CommercialInvoice InsuranceCharge - Invalid currency.
6569	CommercialInvoice TaxesOrMiscellaneousCharge - Invalid amount.
6570	CommercialInvoice TaxesOrMiscellaneousCharge - Invalid currency.
6571	CustomsValue - Invalid amount in Commodity {COMMODITY_INDEX}.
6572	CustomsValue - Invalid currency in Commodity {COMMODITY_INDEX}.
6573	UnitPrice - Invalid amount in Commodity {COMMODITY_INDEX}.

Ship Service	
Code	Message
6574	UnitPrice - Invalid currency in Commodity {COMMODITY_INDEX}.
6575	RequestedShipment SpecialServicesRequested codDetail collectionAmount - Invalid amount.
6576	RequestedShipment SpecialServicesRequested codDetail collectionAmount - Invalid currency.
6577	LabelSpecification TermsAndConditionsLocalization - Invalid Localization languageCode.
6578	RequestedShipment totalInsuredValue - Invalid amount.
6579	RequestedShipment totalInsuredValue - Invalid currency.
6580	RequestedShipment FreightShipmentDetail alternateBilling contact - companyName OR personName is required.
6581	RequestedShipment Shipper contact - Phone Number is invalid.
6582	RequestedShipment SpecialServicesRequested dangerousGoodsDetail - hazMatCertificateData is required.
6583	RequestedShipment SpecialServicesRequested dangerousGoodsDetail - Invalid dangerousGoodsAccessibilityType.
6584	RequestedShipment SpecialServicesRequested dangerousGoodsDetail - dangerousGoodsAccessibilityType is required.
6585	SpecialServicesRequested dangerousGoodsDetail - hazMatCertificateData is required in RequestedPackage {PACKAGE_INDEX}.
6586	SpecialServicesRequested dangerousGoodsDetail - Invalid dangerousGoodsAccessibilityType in RequestedPackage {PACKAGE_INDEX}.
6587	SpecialServicesRequested dangerousGoodsDetail - dangerousGoodsAccessibilityType is required in RequestedPackage {PACKAGE_INDEX}.
6588	RequestedShipment SpecialServicesRequested codDetail codRecipient contact - companyName OR personName is required.
6589	RequestedShipment SpecialServicesRequested codDetail codRecipient contact - phoneNumber is required.
6590	RequestedShipment ShippingChargesPayment amount - Invalid amount.



# Error Code Messages

Ship Service	
Code	Message
6591	RequestedShipment ShippingChargesPayment amount - Invalid currency.
6592	RequestedShipment SpecialServicesRequested codDetail codRecipient contact - Phone Number is invalid.
6593	Declared value per unit - invalid currency.
6594	Declared value per unit - invalid amount.
6595	Liability coverage amount- invalid currency.
6596	Liability coverage amount- invalid amount.
6597	RequestedShipment FreightShipmentDetail alternateBilling - Invalid country code.
6598	LabelSpecification PrintedLabelOrigin contact - companyName OR personName is required.
6599	LabelSpecification PrintedLabelOrigin contact - phoneNumber is required.
6600	RequestedShipment FreightShipmentDetail alternateBilling - Invalid State or Province Code.
6601	RequestedShipment FreightShipmentDetail alternateBilling - Invalid city.
6602	LabelSpecification PrintedLabelOrigin contact - Phone Number is invalid.
6603	InternationalDetail ImporterOfRecord contact - companyName OR personName is required.
6604	InternationalDetail ImporterOfRecord contact - phoneNumber is required.
6607	InternationalDetail ImporterOfRecord contact - Phone Number is invalid.
6608	InternationalDetail Broker contact {BROKER_INDEX} - companyName OR personName is required.
6609	InternationalDetail Broker contact {BROKER_INDEX} - phoneNumber is required.
6610	RequestedShipment FreightShipmentDetail alternateBilling - Invalid StreetLine 1.
6611	{ACCOUNT_NUMBER_TYPE} account number was not found.
6612	InternationalDetail Broker contact {BROKER_INDEX} - Phone Number is invalid.
6613	RequestedShipment SpecialServicesRequested codDetail - Invalid collectionAmount.
6614	RequestedShipment SpecialServicesRequested codDetail - Invalid addTransportationCharges.

Ship Service	
Code	Message
6615	RequestedShipment SpecialServicesRequested codDetail - Invalid CodCollectionType.
6616	RequestedShipment SpecialServicesRequested codDetail - codReferenceIndicator is invalid.
6617	PackageSpecialServicesRequested - Invalid codCollectionAmount in RequestedPackage {PACKAGE_INDEX}.
6618	SpecialServicesRequested codDetail - Invalid addTransportationCharges in RequestedPackage {PACKAGE_INDEX}.
6619	SpecialServicesRequested codDetail - Invalid CodCollectionType in RequestedPackage {PACKAGE_INDEX}.
6620	SpecialServicesRequested codDetail - codReferenceIndicator is invalid in RequestedPackage {PACKAGE_INDEX}.
6621	Pallet weight value is invalid.
6622	Pallet weight units contain an invalid value.
6623	Freight shipment line item {FREIGHT_SHIPMENT_LINE_ITEM} - invalid weight value.
6624	Freight shipment line item {FREIGHT_SHIPMENT_LINE_ITEM} - invalid weight units.
6627	RequestedShipment diaRecipient - Invalid city.
6628	RequestedShipment diaRecipient - Postal Code not found.
6629	RequestedShipment diaRecipient - An address is required for a Party.
6630	RequestedShipment diaRecipient - A contact is required for a Party.
6631	RequestedShipment shippingChargesPayment - Payor is required.
6632	Requested Shipment customsClearanceDetail dutiesPayment - Payor is required.
6633	Shipping account used for missing Shipping Charges Payment.
6635	requestedShipment specialServicesRequested codDetail codRecipient - TIN Number can not exceed 18 characters.
6636	InternationalDetail broker - TIN Number can not exceed 18 characters.
6637	InternationalDetail importerOfRecord - TIN Number can not exceed 18 characters.



# Error Code Messages

Ship Service	
Code	Message
6638	Shipper TIN Number can not exceed 18 characters.
6639	Recipient TIN Number can not exceed 18 characters.
6640	Requested Shipment totalWeight must be expressed in pound units (LB) for Domestic Express Shipments.
6641	Weight for requested package {PACKAGE_INDEX} must be expressed in pound units (LB) for Domestic Express Shipments.
6642	specialServicesRequested dryIceWeight for requested package {PACKAGE_INDEX} must be expressed in pound units (LB) for Domestic Express Shipments.
6643	Weight for commodity {COMMODITY_INDEX} must be expressed in pound units (LB) for Domestic Express Shipments.
6644	DutiesPayment - Invalid amount in cashAmount.
6645	DutiesPayment - Invalid currency in cashAmount.
6646	DutiesPayment - Payor country code must match either Origin or Destination country code.
6647	ShippingChargesPayment - Payor country code must match either Origin or Destination country code.
6648	Dry Ice Weight value cannot be < 1 in package {PACKAGE_INDEX}.
6649	Package Weight value cannot be < 1.
6650	Weight value cannot be < 1 for Commodity {COMMODITY_INDEX}.
6651	Dry Ice Total Weight value cannot be < 1.
6652	ShipmentTotalWeight value cannot be < 1.
6653	RequestedShipment ShipmentDryIceDetail totalWeight - weight value must be greater than 0.
6654	RequestedShipment ShipmentDryIceDetail totalWeight - Invalid weight units.
6655	RequestedShipment ShipmentDryIceDetail totalWeight - weight exceeds maximum for requested service/packaging.

Ship Service	
Code	Message
6656	RequestedShipment ShipmentDryIceDetail totalWeight - weight is less than the minimum for requested service/packaging.
6657	RequestedShipment ShipmentDryIceDetail totalWeight - must be expressed in pound units (LB) for Domestic Express Shipments.
6658	DryIce weight value in package {PACKAGE_INDEX} exceeds maximum allowed for specified country.
6659	Package weight value in package {PACKAGE_INDEX} exceeds maximum allowed for specified country.
6660	Commodity weight value exceeds maximum allowed for specified country.
6661	Shipment TotalWeight value exceeds maximum allowed for specified country.
6662	ShipmentDryIceDetail - totalWeight value exceeds maximum allowed for specified country.
6663	RequestedShipment diaRecipient - Invalid streetLine 1.
6664	RequestedShipment diaRecipient - Invalid countyCode.
6665	RequestedShipment diaRecipient - Invalid State or Province Code
6668	RequestedShipment diaRecipient - Invalid Postal Code Format
6669	RequestedShipment diaRecipient - Postal Code not Served.
6670	RequestedShipment diaRecipient - Postal-State Mismatch.
6671	RequestedShipment diaRecipient - Postal-City Mismatch.
6672	RequestedShipment diaRecipient - Country not served.
6673	RequestedShipment diaRecipient - Country code is required and must not exceed the limit of 2 characters.
6674	RequestedShipment diaRecipient - Invalid postal code/routing code input.
6675	RequestedShipment diaRecipient - PO Box zip.
6676	RequestedShipment diaRecipient - Postal code or routing code is required.
6677	RequestedShipment diaRecipient - Postal/Routing code and country do not match.



# Error Code Messages

Ship Service	
Code	Message
6678	RequestedShipment diaRecipient - The length of the postal code exceeds the limit of 16 characters.
6679	RequestedShipment diaRecipient - The length of the state or province exceeds the limit of 3 characters
6680	RequestedShipment diaRecipient - Company Name OR Person Name is required.
6681	RequestedShipment diaRecipient - Phone Number is required.
6682	RequestedShipment diaRecipient - Phone Number is invalid.
6683	RequestedShipment ShippingChargesPayment Payor ResponsibleParty - Contact information is required.
6684	RequestedShipment ShippingChargesPayment Payor ResponsibleParty contact - companyName OR personName is required.
6685	RequestedShipment ShippingChargesPayment Payor ResponsibleParty contact - PhoneNumber is required.
6686	RequestedShipment ShippingChargesPayment Payor ResponsibleParty contact - PhoneNumber is invalid.
6687	RequestedShipment ShippingChargesPayment Payor ResponsibleParty - Address is required.
6688	RequestedShipment ShippingChargesPayment Payor ResponsibleParty - Invalid StreetLine 1.
6689	RequestedShipment ShippingChargesPayment Payor ResponsibleParty - Invalid city.
6690	RequestedShipment ShippingChargesPayment Payor ResponsibleParty - Invalid State or Province Code.
6691	RequestedShipment ShippingChargesPayment Payor ResponsibleParty - Unsupported country code.
6692	RequestedShipment ShippingChargesPayment Payor - ResponsibleParty is required.
6901	Completed Shipment Detail was null.
6902	Effective Shipment data was null.
6903	Ground Service Code not found.

Ship Service	
Code	Message
6904	Origin Country code not found.
6905	Destination country code not found.
6906	No pickup on Saturday, Sunday or holiday.
6907	Could not determine Origin state.
6908	Could not determine the alcohol shipment customer reference.
6950	Sunday pickup is not allowed for the origin country. Defaulting to Monday.
6951	Invalid future date.
6952	Invalid Credit Card Type.
6953	Invalid Credit Card Number.
6954	Invalid Credit Card expiration date.
7000	Unable to obtain courtesy rates.
7001	Unable to obtain courtesy rates.
7002	Unable to obtain courtesy rates.
7003	Unable to obtain courtesy rates.
7004	Unable to Retrieve packages for Shipment Level Rating.
7005	Rate Service call Failed attempting to obtain shipment level rates.
7006	Unable to satisfy requested COD add transportation charges.
7007	Expected MPS Shipment, found only 1 piece.
7020	Invalid shipment level variable handling. Valid values for rate element basis and rate type basis are required.
7021	To obtain rates for this shipment please contact Freight customer service.
7022	Package {PACKAGE_INDED} - Invalid variable handling. Valid values for rate element basis and rate type basis are required.
7023	Invalid add freight to COD request detail: valid values for rate type basis, charge basis, and charge basis level are required.



# Error Code Messages

Ship Service	
Code	Message
7024	Variable handling currency {CURRENCY_TYPE_1} does not match the rate currency {CURRENCY_TYPE_2}; variable handling could not be calculated.
7025	Invalid variable handling amount.
7026	Multi-weight rate auto selected to fulfill COD transportation charge.
7027	Multi-weight rate unavailable, Account rate added to COD amount.
7028	Unable to determine whether an out of {PICKUP_OR_DELIVERY} area surcharge applies, because the specified {LOCATION_INFO} could not be confirmed.
7029	Additional out of pickup and/or delivery surcharges may apply on final invoice.
7030	Rate information will be provided on successful processing of the last piece of the multiple piece shipment.
7031	Additional rate type(s) not returned because the requested type(s) were invalid.
7032	VPackage level variable handling charges cannot be calculated for FedEx Express multi-piece shipments; only shipment level values be applied.
7033	Rates are not available for the account number provided.
7034	The requested {ORIGIN_OR_DESTINATION} country is not supported for estimated duties and taxes.
7035	Estimated duties and taxes are only valid for international requests.
7036	Estimated duties and taxes are not yet supported for FedEx Ground multiple piece shipments.
7037	Harmonized code is missing or invalid for commodity {COMMODITY_INDEX}; estimated duties and taxes were not returned.
7038	Additional measures are missing or invalid for commodity {COMMODITY_INDEX}; estimated duties and taxes were not returned.
7039	EdtRequestType is invalid; estimated duties and taxes were not returned.
7040	Country of manufacture is missing or invalid for commodity {COMMODITY_INDEX}; estimated duties and taxes were not returned.

Ship Service	
Code	Message
7041	Estimated duties and taxes service is currently unavailable; your rate quote will not include estimated duties and taxes information for your commodities.
7042	The coupon code entered is invalid rating is not available.
7043	This bill-to account cannot be used to obtain a rate quote for the originating zip/postal code. Please select a different bill-to account.
7044	Guaranteed Date service was applied to this shipment at no extra charge.
7045	Value exceeds the maximum dollar amount {CURRENCY_AMOUNT} per {WEIGHT_UNITS}. Please contact Customer Service at {PHONE_NUMBER_1} (dialing from the U.S.) or {PHONE_NUMBER_2} (dialing from Mexico) for freight charges and excess coverage charge, if available.
7046	Freight shipment line item {FREIGHT_SHIPMENT_LINE_ITEM} - a valid class is required for rating.
7047	The sum of commodities customs value amounts do not the equal the total customs value amount; the greater customs value amount was used to rate.
7048	Total weight of this shipment is {WEIGHT_1} {WEIGHT_UNITS_1}. Maximum weight that can be rated is {WEIGHT_2} {WEIGHT_UNITS_2}. Please contact our Truckload Management Services Team at {PHONE_NUMBER}.
7049	Package {PACKAGE_INDEX} - Requested rate level basis not available; rate level basis {RATE_LEVEL_BASIS} was used to calculate adjusted COD instead.
7050	Package {PACKAGE_INDEX} - Requested rate level basis not available; rate level basis {RATE_LEVEL_BASIS} was used to calculate variable handling instead.
7051	Shipper or Recipient address does not match the account for the selected role type.
7052	Variable handling cannot be calculated for the selected service.
7053	COD transportation charges cannot be calculated for the selected service.
7054	The requested rate type basis is not available; {RATE_TYPE_BASIS} was added to COD instead.
7055	Invalid custom rating option.
7056	Invalid custom discount exclusion discount type.





# Error Code Messages

Ship Service	
Code	Message
7057	Custom rates were not returned because they were not compatible with the request.
7058	Package level variable handling charges cannot be calculated for FedEx Express non US domestic multi-piece shipments; only shipment level values will be applied.
7059	The requested rate type basis is not available; {RATE_TYPE_BASIS} was used to calculate variable handling instead.
7060	Package {PACKAGE_INDEX} - the requested rate level basis type is not available; rate type basis {RATE_TYPE_BASIS} was used to calculate variable handling instead.
7061	Package {PACKAGE_INDEX} - requested rate type basis is not available; rate type basis {RATE_TYPE_BASIS} was added to COD instead.
7062	Package {PACKAGE_INDEX} - Invalid variable handling charge detail. Both a rate element basis type and a rate type basis are required when a percent value is expected.
7063	Invalid shipment level variable handling charge detail. Both a rate element basis type and a rate type basis are required when a percent value is expected.
7064	Freight shipment line item {FREIGHT_SHIPMENT_LINE_ITEM} - total length or width of shipment exceeds the maximum allowed. Please contact our Truckload Management Services team at {PHONE_NUMBER}.
7065	Shipment special service type {SPECIAL_SERVICE_TYPE} is required for this shipment.
7066	Freight shipment line item {FREIGHT_SHIPMENT_LINE_ITEM} - shipment special service type {SPECIAL_SERVICE_TYPE} is required for this shipment.
7067	Shipment dimensions {DIMENSIONS_FIELD} exceeds the maximum allowed of {DIMENSION_VALUE} {DIMENSION_UNIT}.
7068	Total length or width of shipment exceeds the maximum allowed. Please contact our Truckload Management Services team at {PHONE_NUMBER}.
7069	Freight shipment line item {FREIGHT_SHIPMENT_LINE_ITEM} - Dimensions {DIMENSIONS_FIELD} exceeds maximum allowed.
7070	COD add transportation charge options cannot vary across packages.
7071	Freight shipment line item {FREIGHT_SHIPMENT_LINE_ITEM} - value exceeds the maximum dollar amount {CURRENCY_AMOUNT} per {WEIGHT_UNITS}.

Ship Service	
Code	Message
7072	Requested rate level basis not available; rate level basis {RATE_LEVEL_BASIS} was used to calculate adjusted COD instead.
7073	Requested rate level basis not available; rate level basis {RATE_LEVEL_BASIS} was used to calculate variable handling instead.
7800	UN ID is invalid.
7801	Invalid dangerous goods commodity data.
7802	Package {PACKAGE_INDEX} – Invalid dangerous goods commodity data for commodity {COMMODITY_INDEX}.
7803	Package {PACKAGE_INDEX} – Invalid Technical name for commodity {COMMODITY_INDEX}.
7804	Package {PACKAGE_INDEX} – Invalid combinations of commodities.
7805	Invalid explosive classes.
7806	Package {PACKAGE_INDEX} – the hazard class is invalid for commodity {COMMODITY_INDEX}.
7807	Package {PACKAGE_INDEX} – UN ID is invalid for commodity {COMMODITY_INDEX}.
7808	Percentage is invalid for commodity {COMMODITY_INDEX} in container {CONTAINER_INDEX} in package {PACKAGE_INDEX}.
7809	For commodity {COMMODITY_INDEX} within container {CONTAINER_INDEX} within package {PACKAGE_INDEX} Hazardous Waste will not be accepted for carriage.
7810	Invalid Q-Value for dangerous goods container {CONTAINER_INDEX} within package {PACKAGE_INDEX}.
7811	For commodity {COMMODITY_INDEX} within container {CONTAINER_INDEX} within package {PACKAGE_INDEX} Proper shipping name does not match the selected UN ID.
7812	For package {PACKAGE_INDEX} when hazardous commodities are supplied the hazardous commodity option type must contain HAZARDOUS_MATERIALS.
7813	The UN ID in dangerous goods commodity {COMMODITY_INDEX} within container {CONTAINER_INDEX} within package {PACKAGE_INDEX} is not accepted for carriage.



# Error Code Messages

Ship Service	
Code	Message
7814	Authorization is required for dangerous goods commodity {COMMODITY_INDEX} within container {CONTAINER_INDEX} within package {PACKAGE_INDEX}.
7815	Hazard Class is required for dangerous goods commodity {COMMODITY_INDEX} within container {CONTAINER_INDEX} within package {PACKAGE_INDEX}.
7816	Package {PACKAGE_INDEX} - Invalid dangerous goods accessibility for Reportable Quantities.
7817	Data in dangerous goods container {CONTAINER_INDEX} within package {PACKAGE_INDEX} is required.
7818	Container type is not specified for dangerous goods container {CONTAINER_INDEX} within package {PACKAGE_INDEX}.
7819	The dangerous goods commodity {COMMODITY_INDEX} within container {CONTAINER_INDEX} within package {PACKAGE_INDEX} is invalid.
7820	Commodity count exceeds allowed limit in dangerous goods container {CONTAINER_INDEX} within package {PACKAGE_INDEX}.
7821	Invalid quantity data for dangerous goods commodity {COMMODITY_INDEX} within container {CONTAINER_INDEX} within package {PACKAGE_INDEX}.
7822	Invalid packing group for dangerous goods commodity {COMMODITY_INDEX} within container {CONTAINER_INDEX} within package {PACKAGE_INDEX}.
7823	Invalid packing instruction for dangerous goods commodity {COMMODITY_INDEX} within container {CONTAINER_INDEX} within package {PACKAGE_INDEX}.
7824	Invalid UN ID for dangerous goods commodity {COMMODITY_INDEX} within container {CONTAINER_INDEX} within package {PACKAGE_INDEX}.
7825	FedEx does not ship the class of dangerous goods in dangerous goods commodity {COMMODITY_INDEX} within container {CONTAINER_INDEX} within package {PACKAGE_INDEX}.
7826	Package {PACKAGE_INDEX} - Hazardous Commodity option type not supported.
7827	Invalid packing type for dangerous goods container {CONTAINER_INDEX} in package {PACKAGE_INDEX}.

Ship Service	
Code	Message
7828	The dangerous goods commodities in package {PACKAGE_INDEX} are not allowed to be shipped together.
7829	Radionuclide is not specified or is invalid for dangerous goods commodity {COMMODITY_INDEX} within container {CONTAINER_INDEX} within package {PACKAGE_INDEX}.
7830	Invalid activity for dangerous goods commodity {COMMODITY_INDEX} within container {CONTAINER_INDEX} within package {PACKAGE_INDEX}.
7831	Package {PACKAGE_INDEX} - Invalid dangerous goods transport index.
7832	Package {PACKAGE_INDEX} - Surface reading cannot exceed 200 mrem/h.
7833	Physical form is invalid for dangerous goods commodity {COMMODITY_INDEX} within container {CONTAINER_INDEX} within package {PACKAGE_INDEX}.
7834	Chemical form is invalid for dangerous goods commodity {COMMODITY_INDEX} within container {CONTAINER_INDEX} within package {PACKAGE_INDEX}.
7835	Critical safety index is invalid for dangerous goods commodity {COMMODITY_INDEX} within container {CONTAINER_INDEX} within package {PACKAGE_INDEX}.
7836	Radionuclide only allowed for Radioactive commodities for commodity {COMMODITY_INDEX} within container {CONTAINER_INDEX} within package {PACKAGE_INDEX}.
7837	Invalid proper shipping name for dangerous goods commodity {COMMODITY_INDEX} within container {CONTAINER_INDEX} within package {PACKAGE_INDEX}.
7838	Invalid packing type in dangerous goods container {CONTAINER_INDEX} within package {PACKAGE_INDEX}.
7839	Invalid radioactive container class in dangerous goods container {CONTAINER_INDEX} in package {PACKAGE_INDEX}.
7840	Package {PACKAGE_INDEX} - Invalid radioactivity detail dimensions.
7841	Package {PACKAGE_INDEX} - Invalid number of dangerous goods commodities in container {CONTAINER_INDEX}.
7842	Package {PACKAGE_INDEX} - Radioactive Container Class is not required for commodity {COMMODITY_INDEX} within container {CONTAINER_INDEX}.



# Error Code Messages

Ship Service	
Code	Message
8001	Meter number is not registered.
8002	Meter number is not allowed to ship.
8003	Express account and Meter number not consistent.
8004	Ground shipper number/express account number not consistent.
8005	Ground shipper number not found for the meter.
8006	Meter number is NOT active.
8007	Invalid Meter number.
8008	Invalid Express account number.
8009	Invalid Ground shipper number.
8010	Invalid software type and/or version for this transaction.
8011	Product Version no longer supported or not defined.
8060	Credit Card declined.
8061	Credit Card data is invalid: {CODE}
8066	Invalid Currency Code.
8070	Invalid Credit Card Holder Data.
8072	Invalid shipper address.
8073	Credit Card authorization failed.
8075	Invalid credit card data.
8076	Credit Card shipment charges do not fall within min and max.
8077	E-mail address required for credit card shipping.
8078	Credit card declined.
8082	Credit cannot be removed. Settlement has already occurred.
8083	Credit removal information is not found.

Ship Service	
Code	Message
8084	Invalid Settlement Type.
8138	Account not found.
8139	Invalid customer account number.
8140	Invalid customer field requested.
8141	Ground account data unavailable.
8142	Invalid data in the Billing Address for account {ACCOUNT_NUMBER_TYPE}.
8143	The Billing Address for {ACCOUNT_NUMBER_TYPE} account does not match address on record.
8144	Account not authorized for payment type.
8145	Account is not SmartPost returns enabled.
8146	Pickup origin postal code not served. Please contact FedEx Customer Service.
8147	Unable to delete record from database.
8148	Failed to insert record into database.
8149	Unable to retrieve record from database.
8150	Duplicate or missing tracking number.
8151	Invalid Piece Description.
8152	Invalid Reference.
8153	Invalid Purchase Order.
8154	Barcode Label: Maximum size constraint violated.
8155	Other Label: Maximum size constraint violated.
8156	Ground Reference Invoice Nbr: Maximum size constraint violated.
8157	Invalid RMA Number.
8158	Sunday delivery is only available with Priority Overnight service.
8159	Shipment Delete was requested for a tracking number already in a deleted state.



# Error Code Messages

Ship Service	
Code	Message
8160	Invalid ground account number.
8161	Invalid Tracking Number.
8162	Ground account mismatch.
8163	Invalid tracking number.
8164	Invalid Smart Post Mailer ID.
8165	Invalid Smart Post Pickup Carrier.
8200	Special service is invalid.
8201	Service is invalid.
8202	Address object for the origin cannot be null.
8203	Special service conflict. {SPECIAL_SERVICE_TYPE_1} is not valid with {SPECIAL_SERVICE_TYPE_2}.
8204	Freight shipment line item {FREIGHT_SHIPMENT_LINE_ITEM} - liability coverage type is required when a coverage amount is specified.
8205	The secondary barcode type provided is ignored.
8206	An invalid destination country was entered.
8207	An invalid destination zip/postal code was entered.
8208	An invalid origin country was entered.
8209	An invalid origin zip/postal code was entered.
8210	An invalid weight was entered.
8211	The requested Freight Guaranteed date is not available.
8212	Cannot ship from this origin zip/postal code to this destination zip/postal code.
8213	COD amount is not within the limits for this collection type.
8214	COD collection amount is required and cannot be null.
8215	COD collection currency type is required and cannot be null.

Ship Service	
Code	Message
8216	COD collection type is required and cannot be null.
8217	CodDetail object cannot be null.
8218	Currency type for Insured Value is required.
8222	Customer not eligible for Priority Alert.
8223	Customer not eligible for Third Party Consignee.
8224	Dangerous goods accessibility type is invalid.
8225	Dangerous goods accessibility type is required and cannot be null.
8226	Destination Country Not Served.
8227	Destination P.O. Box Zip.
8228	Destination Postal Code Not Served.
8229	Destination postal code/routing code and country do not match.
8230	Destination Postal Not Found.
8231	Destination Postal-City Mismatch.
8232	Destination Postal-Country Mismatch.
8233	Destination Postal-State Mismatch.
8234	Dim unit of measure must be the same for all packages.
8235	Package {PACKAGE_INDEX} - Dimensions exceed height limit allowed.
8236	Package {PACKAGE_INDEX} - {SPECIAL_SERVICE_TYPE} is not allowed for the origin/destination pair.
8237	Dimensions exceed length limit allowed.
8238	Package {PACKAGE_INDEX} - Dry Ice weight (in kilograms) is required with Dry Ice special service.
8239	Dry ice weight is required and cannot be null.
8240	Dry Ice weight over limit of 2.5 Kg for destination.



# Error Code Messages

Ship Service	
Code	Message
8241	Envelope weight over limit. Upgrade Packaging.
8242	Package {PACKAGE_INDEX} - Home Delivery premium type is invalid.
8243	Home Delivery premium type is required and cannot be null.
8244	HomeDeliveryPremiumDetail object cannot be null.
8245	Inside Delivery is not allowed.
8246	Inside Pickup is not allowed.
8247	Insured Value exceeds limit allowed.
8248	Invalid currency type for validation. Only CAD is allowed.
8249	Invalid currency type for validation. Only USD is allowed.
8250	Invalid destination postal code/routing code input.
8251	Invalid Destination Postal Format.
8252	Invalid dimensions have been entered
8253	Drop off type is not allowed.
8254	Invalid drop off type.
8255	Invalid form ID.
8256	Invalid origin postal code/routing code input.
8257	Invalid Origin Postal Format.
8258	Max Insured Value = \$1,000.
8259	Max Insured Value = \$100 for Envelope or Pak.
8260	Max Insured Value = \$100.
8261	Dry Ice weight (in kilograms) is required with Dry Ice special service.
8262	{SPECIAL_SERVICE_TYPE} is not allowed for the origin/destination pair.
8263	Only IN and CM are valid values for LinearUnits.

Ship Service	
Code	Message
8264	Only LB and KG are valid values for WeightUnits.
8265	Origin Country Not Served.
8266	Origin Location-Postal Mismatch.
8267	Origin P.O. Box Zip.
8268	Origin Postal Code Not Served.
8269	Freight shipment line item {FREIGHT_SHIPMENT_LINE_ITEM} - the class {CLASS_1} provided does not match the class derived {CLASS_2} from the nmfcCode {NMFC_CODE} provided.
8270	Freight shipment line item {FREIGHT_SHIPMENT_LINE_ITEM} - Either Volume or dimensions are required.
8271	Dimension unit of measure must be the same for all freight shipment line items.
8272	Package is too large.
8273	Packaging is invalid.
8274	Please select a valid Date Certain delivery date : {DATE_1}; {DATE_2}; {DATE_3}; {DATE_4}; {DATE_5}; {DATE_6}; {DATE_7}; {DATE_8}; {DATE_9}; {DATE_10}; {DATE_11}.
8275	Return type is invalid.
8276	Return type is required and cannot be null.
8277	Saturday Pickup is not allowed.
8278	ServiceAvailabilityAndValidationRequest object cannot be null.
8279	Package {PACKAGE_INDEX} - Signature option type is invalid.
8280	Signature option type is required and cannot be null.
8281	SignatureOptionDetail object cannot be null.
8282	Special service conflict.
8283	The date for Home Delivery Date Certain is required. Format is CCYY-MM-DD.
8284	The date is required. Format is CCYY-MM-DD.



# Error Code Messages

Ship Service	
Code	Message
8285	The destination country is required and must not exceed the limit of 2 characters.
8286	The destination postal code or routing code is required.
8287	The drop off type is required and cannot be null or empty.
8288	The length of the destination postal code exceeds the limit of 16 characters.
8289	The length of the destination state or province exceeds the limit of 3 characters.
8290	The length of the origin postal code exceeds the limit of 16 characters.
8291	The length of the origin state or province exceeds the limit of 3 characters.
8292	The origin country is required and must not exceed the limit of 2 characters.
8293	The origin postal code or routing code is required.
8294	The packaging is required and cannot be null or empty.
8295	The service is required and cannot be null or empty.
8296	Total packages cannot exceed 1 for FedEx 10Kg/25Kg Box.
8297	Total packages cannot exceed 1 for FedEx Envelope.
8298	Total packages cannot exceed 1 for FedEx Pak.
8299	Total packages cannot exceed 25 for FedEx Express Tag.
8300	Package {PACKAGE_INDEX} - Weight below minimum requirement.
8301	Weight exceeds limit allowed. {PACKAGE_INDEX}.
8302	Weight object cannot be null.
8303	Weight unit of measure must be the same for all packages.
8304	COD collection type is invalid.
8305	Currency type must be the same for all packages.
8306	The barcode is required and must not exceed the limit of 34 characters
8307	{SPECIAL_SERVICE_TYPE} is restricted in combination with the Freight Guarantee Type entered.

Ship Service	
Code	Message
8308	The Freight Guarantee Type is not allowed for the origin/destination pair.
8309	{SPECIAL_SERVICE_TYPE} is not allowed with the service selected.
8310	Freight shipment line item {FREIGHT_SHIPMENT_LINE_ITEM} - Calculated dim volume does not match dim volume received.
8311	Freight shipment line item {FREIGHT_SHIPMENT_LINE_ITEM} - Dimension unit of measure is invalid or missing.
8312	Freight shipment line item {FREIGHT_SHIPMENT_LINE_ITEM} - liability coverage amount is missing or invalid.
8313	This method is not yet available.
8314	Location-Country Mismatch.
8315	Hold at Location Not Allowed.
8316	Saturday Delivery is not allowed with Service, Special Service or Pickup Day.
8317	Accessible Dangerous Goods is not allowed.
8318	First Overnight is only allowed to A1 service areas.
8319	Origin not allowed for FedEx Europe First.
8320	Destination not allowed for FedEx Europe First.
8321	Inaccessible Dangerous Goods is not allowed.
8322	Dry Ice is not allowed.
8323	International Controlled Export Service is not allowed.
8324	Airbill not allowed.
8325	RouteShipmentRequest object cannot be null.
8326	The form ID is required and must not exceed the limit of 4 characters.
8327	The maximum special services allowed is 14.
8328	The tracking number is required and must not exceed the limit of 12 characters.
8329	TrackingId object cannot be null.



# Error Code Messages

Ship Service	
Code	Message
8330	RouteShipmentPackageDetail cannot be null.
8331	Residential Pickup/Delivery is not allowed.
8332	Transit information is not available.
8333	Either airbillScan or formId must be provided.
8334	An invalid date was entered. The date cannot be more than one year before or after the current date.
8335	Packaging is not allowed.
8336	Service type not valid with commitment.
8337	Residential Delivery is not allowed.
8338	The Signature option cannot be different across packages.
8339	Special service {SPECIAL_SERVICE_TYPE} is invalid.
8340	Package {PACKAGE_INDEX} - Special service {SPECIAL_SERVICE_TYPE} is invalid.
8341	Package {PACKAGE_INDEX} - Shipment level special service cannot be entered at the package level.
8342	Package level Special Service cannot be entered at the shipment level.
8343	Package {PACKAGE_INDEX} - Appointment Delivery is not allowed with the service selected.
8344	Appointment Delivery is not allowed.
8345	Package {PACKAGE_INDEX} - Broker Select Option is not allowed with the service selected.
8346	Broker Select Option is not allowed.
8347	Package {PACKAGE_INDEX} - COD is not allowed with the service selected.
8348	Package {PACKAGE_INDEX} - COD is not allowed for the origin/destination pair.
8349	COD is not allowed with the service selected.
8350	COD is not allowed for the origin/destination pair.

Ship Service	
Code	Message
8351	COD Remittance is not allowed with the service selected.
8352	Cut Flowers is not allowed with the service selected.
8353	Cut Flowers is not allowed.
8354	Package {PACKAGE_INDEX} - Dangerous Goods is not allowed with the service selected.
8355	Package {PACKAGE_INDEX} - Dangerous Goods is not allowed for the origin/destination pair.
8356	Dangerous Goods is not allowed with the service selected.
8357	Dangerous Goods is not allowed for the origin/destination pair.
8358	Accessible Dangerous Goods is not allowed with the service selected.
8359	Inaccessible Dangerous Goods is not allowed.
8360	Inaccessible Dangerous Goods is not allowed with the service selected.
8361	Package {PACKAGE_INDEX} - Dry Ice is not allowed with the service selected.
8362	Dry Ice is not allowed with the service selected.
8363	Hold At Location is not allowed with the service selected.
8364	Hold At Location is not allowed for the origin/destination pair..
8365	Package {PACKAGE_INDEX} - Group package count must be at least a value of 1.
8366	Hold At Location with Saturday Delivery is not allowed.
8367	Package {PACKAGE_INDEX} - Home Delivery Premium Appointment is not allowed with the service selected.
8368	Package {PACKAGE_INDEX} - Home Delivery Premium Appointment is not allowed for the origin/destination pair.
8369	Home Delivery Premium Appointment is not allowed with the service selected.
8370	Home Delivery Premium Appointment is not allowed for the origin/destination pair.
8371	Package {PACKAGE_INDEX} - Home Delivery Premium Date Certain is not allowed with the service selected.



# Error Code Messages

Ship Service	
Code	Message
8372	Package {PACKAGE_INDEX} - Home Delivery Premium Date Certain is not allowed for the origin/destination pair.
8373	Home Delivery Premium Date Certain is not allowed with the service selected.
8374	Home Delivery Premium Date Certain is not allowed for the origin/destination pair.
8375	Package {PACKAGE_INDEX} - Home Delivery Premium Evening is not allowed with the service selected.
8376	Package {PACKAGE_INDEX} - Home Delivery Premium Evening is not allowed for the origin/destination pair.
8377	Home Delivery Premium Evening is not allowed with the service selected.
8378	Home Delivery Premium Evening is not allowed for the origin/destination pair.
8379	Package {PACKAGE_INDEX} - Home Delivery Premium is not allowed with the service selected.
8380	Inside Delivery is not allowed with the service selected.
8381	Inside Pickup is not allowed with the service selected.
8382	Intl Controlled Export Service is not allowed with the service selected.
8383	Intl Controlled Export Service is not allowed.
8384	Intl Mail Service is not allowed with the service selected.
8385	Intl Mail Service is not allowed.
8386	Package {PACKAGE_INDEX} - Non Standard Container is not allowed with the service selected.
8387	Package {PACKAGE_INDEX} - Non Standard Container is not allowed for the origin/destination pair.
8388	Non Standard Container not allowed with the service selected.
8389	Non Standard Container is not allowed for the origin/destination pair.
8390	Package {PACKAGE_INDEX} - Piece Count Verification is not allowed with the service selected.

Ship Service	
Code	Message
8391	Piece Count Verification is not allowed.
8392	Priority Alert is not allowed with the service selected.
8393	Customer not eligible for Alcohol special service
8394	Return Shipment FedEx Tag not allowed for the origin/destination pair.
8395	Return Shipment Voice Call Tag not allowed with the service selected.
8396	Return Shipment Voice Call Tag not allowed for the origin/destination pair.
8397	Return Shipment Printed Label not allowed with the service selected.
8398	Return Shipment Printed Label not allowed for the origin/destination pair.
8399	Return Shipment Email Label not allowed with the service selected.
8400	Return Shipment Email Label not allowed for the origin/destination pair.
8401	Return Shipment FedEx Tag not allowed with the service selected.
8402	Return Shipment not allowed with the service selected.
8403	Saturday Delivery is not allowed with the service selected.
8404	Saturday Delivery is not allowed.
8405	Saturday Pickup is not allowed with the service selected.
8406	Package {PACKAGE_INDEX} - Adult Signature is not allowed with the service selected.
8407	Package {PACKAGE_INDEX} - Adult Signature is not allowed for the origin/destination pair.
8408	Adult Signature is not allowed with the service selected.
8409	Adult Signature is not allowed for the origin/destination pair.
8410	Adult Signature is not allowed.
8411	Package {PACKAGE_INDEX} - Direct Signature is not allowed with the service selected.
8412	Package {PACKAGE_INDEX} - Direct Signature is not allowed for the origin/destination pair.
8413	Direct Signature is not allowed with the service selected.





# Error Code Messages

Ship Service	
Code	Message
8414	Direct Signature is not allowed for the origin/destination pair.
8415	Direct Signature is not allowed.
8416	Package {PACKAGE_INDEX} - Indirect Signature is not allowed with the service selected.
8417	Package {PACKAGE_INDEX} - Indirect Signature is not allowed for the origin/destination pair.
8418	Indirect Signature is not allowed with the service selected.
8419	Indirect Signature is not allowed for the origin/destination pair.
8420	Indirect Signature is not allowed.
8421	Third Party Consignee is not allowed with the service selected.
8422	Special service conflict. COD is not valid with COD_REMITTANCE, PRINT_RETURN_LABEL, EMAIL_LABEL, or FEDEX_TAG.
8423	Special service conflict. COD_REMITTANCE is not valid with PRINT_RETURN_LABEL, EMAIL_LABEL or FEDEX_TAG.
8424	Special service conflict. PRIORITY_ALERT is not valid with COD, COD_REMITTANCE, PRINT_RETURN_LABEL, EMAIL_LABEL or FEDEX_TAG.
8425	Special service conflict. HOLD_AT_LOCATION is not valid with SATURDAY_DELIVERY or RESIDENTIAL_DELIVERY.
8426	Package {PACKAGE_INDEX} - Special service conflict. DIRECT Signature Option type is not valid with COD.
8427	Package {PACKAGE_INDEX} - Special service conflict. INDIRECT Signature Option type is not valid with COD or DANGEROUS_GOODS.
8428	Package {PACKAGE_INDEX} - Special service conflict. Return Shipment FedEx Tag is not valid with ADULT, DIRECT, or INDIRECT Signature Option types nor APPOINTMENT, DATE_CERTAIN, or EVENING Home Delivery Option types.
8429	Package {PACKAGE_INDEX} - Special service conflict. Return Shipment Voice Call Tag is not valid with ADULT, DIRECT, or INDIRECT Signature Option Types nor APPOINTMENT, DATE_CERTAIN, or EVENING Home Delivery Option types.
8430	Special service conflict. DIRECT Signature Option type is not valid with COD.

Ship Service	
Code	Message
8431	Special service conflict. INDIRECT Signature Option type is not valid with COD or DANGEROUS_GOODS.
8432	Special service conflict. Return shipment FedEx Tag is not valid with ADULT, DIRECT, or INDIRECT Signature Option types nor APPOINTMENT, DATE_CERTAIN, or EVENING Home Delivery Option types.
8433	Special service conflict. Return Shipment Voice Call Tag is not valid with ADULT, DIRECT, or INDIRECT Signature Option Types nor APPOINTMENT, DATE_CERTAIN, or EVENING Home Delivery Option types.
8434	Package {PACKAGE_INDEX} - An invalid weight was entered.
8435	Package {PACKAGE_INDEX} - COD amount is not within the limits for this collection type.
8436	Package {PACKAGE_INDEX} - COD collection amount is required and cannot be null.
8437	Package {PACKAGE_INDEX} - COD collection currency type is required and cannot be null.
8438	Package {PACKAGE_INDEX} - COD collection type is invalid.
8439	Package {PACKAGE_INDEX} - COD collection type is required and cannot be null.
8440	Package {PACKAGE_INDEX} - Dimensions exceed length and girth limit allowed.
8441	Package {PACKAGE_INDEX} - Dimensions exceed length limit allowed.
8442	Package {PACKAGE_INDEX} - Dry Ice weight over limit of 2.5 Kg for destination.
8443	Package {PACKAGE_INDEX} - Insured Value exceeds limit allowed.
8444	Package {PACKAGE_INDEX} - Invalid dimensions have been entered.
8445	Package {PACKAGE_INDEX} - Max Insured Value = \$1,000.
8446	Package {PACKAGE_INDEX} - Max Insured Value = \$50,000.
8447	Package {PACKAGE_INDEX} - Please select a valid Date Certain delivery date: {DATE_1}; {DATE_2}; {DATE_3}; {DATE_4}; {DATE_5}; {DATE_6}; {DATE_7}; {DATE_8}; {DATE_9}; {DATE_10}; {DATE_11}.
8448	Package {PACKAGE_INDEX} - Weight exceeds limit allowed.



# Error Code Messages

Ship Service	
Code	Message
8449	Package {PACKAGE_INDEX} - COD cannot be entered at the package level for the selected service.
8451	Broker Select Option cannot be entered at the shipment level for the selected service.
8452	COD cannot be entered at the shipment level for the selected service.
8453	Dangerous Goods cannot be entered at the shipment level for the selected service.
8454	Package {PACKAGE_INDEX} - Broker Select Option cannot be entered at the package level for the selected service.
8455	Package {PACKAGE_INDEX} - Dangerous Goods cannot be entered at the package level for the selected service.
8457	Package {PACKAGE_INDEX} - Dry Ice weight (in kilograms) is required with Dry Ice special service.
8458	Special service conflict. HOLD_AT_LOCATION with SATURDAY_DELIVERY is not valid with RESIDENTIAL_DELIVERY.
8459	Package {PACKAGE_INDEX} - Accessible Dangerous Goods is not allowed with the service selected.
8460	Special service conflict. SATURDAY_DELIVERY is not valid with HOLD_AT_LOCATION.
8461	Package {PACKAGE_INDEX} - Inaccessible Dangerous Goods is not allowed with the service selected.
8462	Package {PACKAGE_INDEX} - Accessible Dangerous Goods is not allowed.
8463	Package {PACKAGE_INDEX} - ADULT Signature Option type is not allowed.
8464	Package {PACKAGE_INDEX} - APPOINTMENT_DELIVERY is not allowed.
8465	Broker Select Option is not allowed for the origin and destination pair.
8466	Package {PACKAGE_INDEX} - CUT_FLOWERS is not allowed.
8467	Package {PACKAGE_INDEX} - DIRECT Signature option is not allowed.
8468	Package {PACKAGE_INDEX} - DRY_ICE is not allowed.
8469	Package {PACKAGE_INDEX} - HOLD_AT_LOCATION is not allowed.

Ship Service	
Code	Message
8470	Package {PACKAGE_INDEX} - HOLD_AT_LOCATION with SATURDAY_DELIVERY is not allowed.
8471	Package {PACKAGE_INDEX} - Inaccessible Dangerous Goods is not allowed.
8472	Package {PACKAGE_INDEX} - INDIRECT Signature Option type is not allowed.
8473	Package {PACKAGE_INDEX} - INTERNATIONAL_CONTROLLED_EXPORT_SERVICE is not allowed.
8474	Package {PACKAGE_INDEX} - INTERNATIONAL_MAIL_SERVICE is not allowed.
8475	Package {PACKAGE_INDEX} - PIECE_COUNT_VERIFICATION is not allowed.
8476	Package {PACKAGE_INDEX} - SATURDAY_DELIVERY is not allowed.
8477	Package {PACKAGE_INDEX} - Special service conflict.
8478	Third Party Consignee is not allowed.
8479	Package {PACKAGE_INDEX} - Third Party Consignee is not allowed.
8480	FedEx Ground and FedEx Home Delivery shipments may require one additional day in transit to your destination zip code.
8481	FedEx Home Delivery Saturday service is not available to destination zip code.
8482	Money Back Guarantee is not eligible for this pick up/delivery postal/zip code.
8483	FedEx Home Delivery premium services are not available to this destination.
8484	Dry Ice package count is required.
8485	Appointment Delivery is not allowed with the service selected.
8486	Home Delivery Premium is not allowed with the service selected.
8487	Piece Count Verification is not allowed with the service selected.
8488	Package {PACKAGE_INDEX} - COD Remittance is not allowed with the service selected.
8489	Package {PACKAGE_INDEX} - Cut Flowers is not allowed with the service selected.
8490	Package {PACKAGE_INDEX} - Hold At Location is not allowed with the service selected.
8491	Package {PACKAGE_INDEX} - Hold Saturday is not allowed with the service selected.



# Error Code Messages

Ship Service	
Code	Message
8492	Package {PACKAGE_INDEX} - Inside Delivery is not allowed.
8493	Package {PACKAGE_INDEX} - Inside Delivery is not allowed with the service selected.
8494	Package {PACKAGE_INDEX} - Inside Pickup is not allowed.
8495	Package {PACKAGE_INDEX} - Inside Pickup is not allowed with the service selected.
8496	Package {PACKAGE_INDEX} - Intl Controlled Export Service is not allowed with the service selected.
8497	Package {PACKAGE_INDEX} - Intl Mail Service is not allowed with the service selected.
8498	Package {PACKAGE_INDEX} - Priority Alert is not allowed with the service selected.
8499	Package {PACKAGE_INDEX} - Saturday Delivery is not allowed with the service selected.
8500	Password: min size violated.
8501	Password: max size violated.
8502	Password: null value.
8503	Password: invalid data.
8504	Expiration Date: exceeds max number of days.
8505	Expiration Date: null value.
8506	Expiration Date: invalid data.
8507	Expiration Date: invalid date format.
8508	Exceeded expiration date.
8509	Expiration date is expired: Reprint not allowed.
8510	Unable to cancel, because label has been generated.
8511	Tracking number already canceled.
8512	Label has expired.
8513	Expiration date must be >= today.
8514	Expiration date must be >= today and < 30 days in future.

Ship Service	
Code	Message
8515	Tracking number provided is not in the database.
8516	Unable to connect to E-mail label server.
8517	Tracking number required.
8518	Invalid return shipper e-mail ID.
8519	Tracking number required for cancel.
8520	Invalid item description.
8521	Invalid Merchant Contact Phone.
8522	Number of packages exceeds maximum.
8523	Number of packages must be greater than 0.
8524	Invalid Shipper E-mail address.
8525	Invalid Recipient E-mail address.
8526	Pending type is missing or invalid.
8527	Invalid recipient phone extension.
8528	Delivery instructions length is invalid.
8529	Invalid shipper phone extension.
8530	Shipper address line exceeds maximum number of characters.
8531	Recipient address line exceeds maximum number of characters.
8532	Invalid ready date time for commercial pickup.
8533	Pickup Date is not a working day.
8534	Dispatch not available to this address.
8600	Package {PACKAGE_INDEX} - Saturday Pickup is not allowed.
8601	Package {PACKAGE_INDEX} - Saturday Pickup is not allowed with the service selected.
8602	Package {PACKAGE_INDEX} - Third Party Consignee is not allowed with the service selected.



# Error Code Messages

Ship Service	
Code	Message
8604	Package {PACKAGE_INDEX} - Package is too large.
8605	Broker Select Option is not allowed with the service selected.
8606	Special service conflict. INSIDE_DELIVERY is not valid with HOLD_AT_LOCATION.
8607	Special service conflict. INSIDE_DELIVERY is not valid with HOLD_AT_LOCATION with SATURDAY_DELIVERY.
8608	Package {PACKAGE_INDEX} - Insured Value exceeds limit allowed.
8609	Package {PACKAGE_INDEX} - Envelope weight over limit. Upgrade Packaging.
8610	Invalid drop off type for service selected.
8611	Shipment special service entered at package level.
8612	Invalid currency type for validation. Only USD or CAD is allowed.
8613	Dangerous Goods must be entered on all packages.
8614	The Dangerous Goods type cannot be different across packages.
8615	Signature Option must be entered on all packages. {PACKAGE_INDEX}
8616	Dry Ice cannot be entered at the shipment level.
8617	BasicCommitmentRequest object cannot be null.
8618	Package {PACKAGE_INDEX} - Dimensions exceed height limit allowed for the destination.
8619	Package {PACKAGE_INDEX} - Dimensions exceed height limit allowed for the origin.
8620	Package {PACKAGE_INDEX} - Dimensions exceed length and girth limit allowed for the destination.
8621	Package {PACKAGE_INDEX} - Dimensions exceed length limit allowed for the destination.
8622	Package {PACKAGE_INDEX} - Weight exceeds limit allowed for the destination.
8623	Service {SERVICE_TYPE} is invalid.
8624	East Coast Special is not allowed.
8625	East Coast Special is not allowed with the service selected.

Ship Service	
Code	Message
8626	Package {PACKAGE_INDEX} - East Coast Special cannot be entered at the package level.
8627	Package {PACKAGE_INDEX} - East Coast Special is not allowed.
8628	Package {PACKAGE_INDEX} - East Coast Special is not allowed with the service selected.
8629	The origin does not allow pickup for Express or Freight services.
8630	The origin is not served for Express or Freight services.
8631	Invalid currency type. Only {CURRENCY_TYPE} is allowed.
8632	Package {PACKAGE_INDEX} - Pending Complete cannot be entered at the package level.
8633	Package {PACKAGE_INDEX} - Pending Shipment cannot be entered at the package level.
8634	Pending shipment type is invalid.
8635	Service option type {SERVICE_OPTION_TYPE} is invalid.
8636	Exhibition is not allowed.
8637	Extreme Length is not allowed.
8638	Flatbed Trailer is not allowed.
8639	Freight Guarantee is not allowed.
8640	Liftgate Delivery is not allowed.
8641	Liftgate Pickup is not allowed.
8642	Limited Access Delivery is not allowed.
8643	Limited Access Pickup is not allowed.
8644	Pre Delivery Notification is not allowed.
8645	Protection From Freezing is not allowed.
8646	Regional Mall Delivery is not allowed.
8647	Regional Mall Pickup is not allowed.
8648	Package {PACKAGE_INDEX} - Exhibition cannot be entered at the package level.



# Error Code Messages

Ship Service	
Code	Message
8649	Package {PACKAGE_INDEX} - Extreme Length cannot be entered at the package level.
8650	Package {PACKAGE_INDEX} - Flatbed Trailer cannot be entered at the package level.
8651	Package {PACKAGE_INDEX} - Freight Guarantee cannot be entered at the package level.
8652	Package {PACKAGE_INDEX} - Liftgate Delivery cannot be entered at the package level.
8653	Package {PACKAGE_INDEX} - Liftgate Pickup cannot be entered at the package level.
8654	Package {PACKAGE_INDEX} - Limited Access Delivery cannot be entered at the package level.
8655	Package {PACKAGE_INDEX} - Limited Access Pickup cannot be entered at the package level.
8656	Package {PACKAGE_INDEX} - Pre Delivery Notification cannot be entered at the package level.
8657	Package {PACKAGE_INDEX} - Protection From Freezing cannot be entered at the package level.
8658	Package {PACKAGE_INDEX} - Regional Mall Delivery cannot be entered at the package level.
8659	Package {PACKAGE_INDEX} - Regional Mall Pickup cannot be entered at the package level.
8660	Dimensions exceed height limit allowed.
8661	Dimensions exceed length limit allowed.
8662	Weight exceeds limit allowed.
8663	Destination city is invalid.
8664	Origin city is invalid.
8665	Insured Value cannot be a negative value.
8666	Dangerous goods accessibility type is invalid.
8667	Dangerous goods accessibility type is required .
8668	Invalid Smart Post Detail.

Ship Service	
Code	Message
8669	Invalid Smart Post Indicia.
8670	Invalid Smart Post Hub Id.
8671	Invalid Smart Post Ancillary Endorsement
8672	Insured value cannot be provided for Smart Post shipment.
8673	Account not eligible for Smart Post service.
8674	Invalid Ancillary Endorsement Type for PRESORTED_STANDARD Smart Post Shipment.
8675	Electronic Trade Documents are not allowed with the service selected.
8676	Electronic Trade Documents cannot be requested on a package level.
8677	Your request is not compatible with the ASTRA bar code.
8678	Customer is not eligible for Hazardous Materials Dangerous Goods.
8679	Package {PACKAGE_INDEX} – Dangerous goods hazardous commodity option type is not allowed for the origin/destination pair.
8680	Dangerous goods hazardous commodity option type is not allowed for the origin/destination pair.
8681	Hazardous Materials Dangerous Goods is not allowed with the service selected.
8682	Package {PACKAGE_INDEX} – Special service conflict. Hazardous Materials Dangerous Goods is not valid with ORM-D or Small Quantity Exception Dangerous Goods.
8683	Special service conflict. Hazardous Materials Dangerous Goods is not valid with ORM-D or Small Quantity Exception Dangerous Goods.
8684	Package {PACKAGE_INDEX} – Special service conflict. ORM-D Dangerous Goods is not valid with Small Quantity Exception Dangerous Goods.
8685	Special service conflict. ORM-D Dangerous Goods is not valid with Small Quantity Exception Dangerous Goods.
8686	Special service conflict. Dangerous Goods hazardous commodity option type is not valid with Return Shipment.



# Error Code Messages

Ship Service	
Code	Message
8687	Package {PACKAGE_INDEX} – Special service conflict. Dangerous Goods hazardous commodity option type is not valid with Return Shipment.
8688	HOLD_AT_LOCATION conflicts with special services COD, DRY_ICE, DANGEROUS_GOODS, or SUNDAY_DELIVERY.
8689	Package {PACKAGE_INDEX} - HOLD_AT_LOCATION conflicts with special services COD, DRY_ICE, DANGEROUS_GOODS, or SUNDAY_DELIVERY.
8690	RETURN_SHIPMENT is required for the indicia PARCEL_RETURN.
8695	Invalid clearance facility location.
8696	Invalid Importer of Record country.
8697	Importer of Record is invalid with the Shipper country.
8698	Recipient country is not supported by the clearance facility.
8700	PrintedLabelOrigin country is not supported by the clearance facility location.
8701	Hold At Location is not allowed with Residential Delivery.
8702	Account number is not valid for the role selected.
8703	Freight account cannot be used for the origin address.
8704	Invalid origin state code.
8705	Invalid destination state code.
8706	COD Collection currency type is not allowed.
8707	Dimensions are required.
8708	Alternate billing account number contains invalid third-party reference.
8900	Document {DOC_INDEX} failed virus check.
8901	Document {DOC_INDEX} content is missing.
8902	Document {DOC_INDEX} file name is missing.
8903	Document format not supported.
8904	Document ID is invalid.

Ship Service	
Code	Message
8905	Invalid document type for document {DOC_INDEX}.
8906	The origin country or service type does not allow all labels to be uploaded.
8907	Document type is not allowed.
8908	ETD not allowed for origin or destination.
8909	Tracking number already exists in system.
8910	Future day shipping not allowed with ETD.
8911	Document {DOC_INDEX} file name is invalid.
8912	Customer reference exceeds max characters in document {DOC_INDEX}.

## FedEx SmartPost Shipping Error Messages

The following error messages apply to FedEx SmartPost shipping:

FedEx SmartPost	
Code	Message
2504	Invalid Smart post special service type.
8164	Invalid Smart Post Mailer ID.
8165	Invalid Smart Post Pickup Carrier.

## SPOD Error Messages

These error messages apply to SPOD.

Signature Proof Of Delivery (SPOD)	
Code	Message
5501	Fax Queued.
5502	No Signature Returned.



# Error Code Messages

Signature Proof Of Delivery (SPOD)	
Code	Message
5504	EDR Error.
5506	Duplicate Tracking Number.
5508	Invalid Tracking Number.
5510	Tracking Number not Found.
5512	Ship Date Required.
5513	Invalid Ship Date.
5514	Ship Date is Old ( > 18 months ).
5516	Outside SPOD Delivery Area.
5518	Invalid Request Type.
5520	shipper Phone Number Required.
5522	shipper Name Required.
5524	Recipient Fax Number Required.
5526	Recipient Mailing Address Required.
5527	Recipient Name Required.
5528	Fax Number Invalid Length.
5530	Invalid Language Code.
5532	Future Ship Date.
5534	Ground Track Failed.
5536	Recipient Phone Number Invalid.
5538	shipper Phone Number Invalid.
5540	Recipient Fax Number Invalid.
5542	Invalid Letter Format.
5544	Recipient Mail City Required.

Signature Proof Of Delivery (SPOD)	
Code	Message
5546	Recipient Mail State Required.
5548	Recipient Mail Postal Code Required.
5550	Recipient Mail Country Code Required.
5552	shipper Phone Number Length Invalid.
5556	Fax Mail Recipient Invalid Country Code.
5558	Recipient Invalid Country Code.
5600	No SPOD Factory found.
5602	SPOD Invalid Domain.
5604	SPOD CORBA Exception.
5606	SPOD Exception.
5608	No Ground Image Returned.
5610	Ground Returns Entire Page.
5611	Digital Image.
5612	Ground Track Error.
5650	Ground SPOD Write Error.
5652	Ground SPOD Read Error.
5654	Ground SPOD Connect Error.
5656	Ground SPOD Timeout Error.
5660	ARM Stop Error (Internal use only).

## Track Service Error Messages

These error messages apply to the Track Service. For additional SPOD errors, see [SPOD Error Messages](#).



# Error Code Messages

Track Service	
Code	Message
1305	Signature Proof of Delivery is not currently available for this Tracking Number. Availability of signature images may take up to 5 days after delivery date. Please try later, or contact Customer Service at 1.800.Go.FedEx (R) 800.463.3339.
1310	Signature Proof of Delivery is not currently available for this Tracking Number. Availability of signature images may take up to 5 days after delivery date. Please try later, or contact Customer Service at 1.800.Go.FedEx (R) 800.463.3339.
1315	Signature Proof of Delivery is not currently available for this Tracking Number. Availability of signature images may take up to 5 days after delivery date. Please try later, or contact Customer Service at 1.800.Go.FedEx (R) 800.463.3339.
1320	Signature Proof of Delivery is not currently available for this Tracking Number. Availability of signature images may take up to 5 days after delivery date. Please try later, or contact Customer Service at 1.800.Go.FedEx (R) 800.463.3339.
1325	Signature Proof of Delivery is not currently available for this Tracking Number. Availability of signature images may take up to 5 days after delivery date. Please try later, or contact Customer Service at 1.800.Go.FedEx (R) 800.463.3339.
1330	Signature Proof of Delivery is not currently available for this Tracking Number. Availability of signature images may take up to 5 days after delivery date. Please try later, or contact Customer Service at 1.800.Go.FedEx (R) 800.463.3339.
1335	Signature Proof of Delivery is not currently available for this Tracking Number. Availability of signature images may take up to 5 days after delivery date. Please try later, or contact Customer Service at 1.800.Go.FedEx (R) 800.463.3339.
1340	Signature Proof of Delivery is not currently available for this Tracking Number. Availability of signature images may take up to 5 days after delivery date. Please try later, or contact Customer Service at 1.800.Go.FedEx (R) 800.463.3339.
1345	Signature Proof of Delivery is not currently available for this Tracking Number. Availability of signature images may take up to 5 days after delivery date. Please try later, or contact Customer Service at 1.800.Go.FedEx (R) 800.463.3339.
1350	No signature is currently available for this FedEx Ground shipment. At the time of shipment, the signature was released by the shipper/recipient (indicating that no signature was required).

Track Service	
Code	Message
1355	No signature is currently available for this FedEx Ground shipment. At the time of shipment, the signature was released by the shipper/recipient (indicating that no signature was required).
1360	No signature is currently available for this FedEx Ground shipment. At the time of shipment, the signature was released by the shipper/recipient (indicating that no signature was required).
1365	Signature Proof of Delivery is not currently available for this Tracking Number. Availability of signature images may take up to 5 days after delivery date. Please try later, or contact Customer Service at 1.800.Go.FedEx (R) 800.463.3339.
1405	We are unable to process your proof of delivery request. Please retry later, or contact Customer Service at 1.800.Go.FedEx(R) 800.463.3339.
1410	We are unable to process your proof of delivery request. Please retry later, or contact Customer Service at 1.800.Go.FedEx(R) 800.463.3339.
1415	We are unable to process your proof of delivery request. Please retry later, or contact Customer Service at 1.800.Go.FedEx(R) 800.463.3339.
1420	We are unable to process your proof of delivery request. Please retry later, or contact Customer Service at 1.800.Go.FedEx(R) 800.463.3339.
1505	We are unable to process your proof of delivery request. Please retry later, or contact Customer Service at 1.800.Go.FedEx(R) 800.463.3339.
1510	We are unable to process your proof of delivery request. Please retry later, or contact Customer Service at 1.800.Go.FedEx(R) 800.463.3339.
1515	We are unable to process your proof of delivery request. Please retry later, or contact Customer Service at 1.800.Go.FedEx(R) 800.463.3339.
1605	Signature Proof of Delivery is not currently available for this Tracking Number. Availability of signature images may take up to 5 days after delivery date. Please try later, or contact Customer Service at 1.800.Go.FedEx (R) 800.463.3339.
1610	Signature Proof of Delivery is not currently available for this Tracking Number. Availability of signature images may take up to 5 days after delivery date. Please try later, or contact Customer Service at 1.800.Go.FedEx (R) 800.463.3339.





# Error Code Messages

Track Service	
Code	Message
1615	Signature Proof of Delivery is not currently available for this Tracking Number. Availability of signature images may take up to 5 days after delivery date. Please try later, or contact Customer Service at 1.800.Go.FedEx (R) 800.463.3339.
1620	Signature Proof of Delivery is not currently available for this Tracking Number. Availability of signature images may take up to 5 days after delivery date. Please try later, or contact Customer Service at 1.800.Go.FedEx (R) 800.463.3339.
1625	Signature Proof of Delivery is not currently available for this Tracking Number. Availability of signature images may take up to 5 days after delivery date. Please try later, or contact Customer Service at 1.800.Go.FedEx (R) 800.463.3339.
1630	Signature Proof of Delivery is not currently available for this Tracking Number. Availability of signature images may take up to 5 days after delivery date. Please try later, or contact Customer Service at 1.800.Go.FedEx (R) 800.463.3339.
1705	We are unable to process your proof of delivery request. Please retry later, or contact Customer Service at 1.800.Go.FedEx(R) 800.463.3339.
1710	We are unable to process your proof of delivery request. Please retry later, or contact Customer Service at 1.800.Go.FedEx(R) 800.463.3339.
1715	We are unable to process your proof of delivery request. Please retry later, or contact Customer Service at 1.800.Go.FedEx(R) 800.463.3339.
1720	We are unable to process your proof of delivery request. Please retry later, or contact Customer Service at 1.800.Go.FedEx(R) 800.463.3339.
1725	We are unable to process your proof of delivery request. Please retry later, or contact Customer Service at 1.800.Go.FedEx(R) 800.463.3339.
1730	We are unable to process your proof of delivery request. Please retry later, or contact Customer Service at 1.800.Go.FedEx(R) 800.463.3339.
1830	We are unable to process your proof of delivery request. Please retry later, or contact Customer Service at 1.800.Go.FedEx(R) 800.463.3339.
1835	We are unable to process your proof of delivery request. Please retry later, or contact Customer Service at 1.800.Go.FedEx(R) 800.463.3339.
1840	We are unable to process your proof of delivery request. Please retry later, or contact Customer Service at 1.800.Go.FedEx(R) 800.463.3339.

Track Service	
Code	Message
1850	We are unable to process your proof of delivery request. Please retry later, or contact Customer Service at 1.800.Go.FedEx(R) 800.463.3339.
1855	We are unable to process your proof of delivery request. Please retry later, or contact Customer Service at 1.800.Go.FedEx(R) 800.463.3339.
1860	We are unable to process your proof of delivery request. Please retry later, or contact Customer Service at 1.800.Go.FedEx(R) 800.463.3339.
1870	We are unable to process your proof of delivery request. Please retry later, or contact Customer Service at 1.800.Go.FedEx(R) 800.463.3339.
1880	We are unable to process your proof of delivery request. Please retry later, or contact Customer Service at 1.800.Go.FedEx(R) 800.463.3339.
1885	We are unable to process your proof of delivery request. Please retry later, or contact Customer Service at 1.800.Go.FedEx(R) 800.463.3339.
1890	We are unable to process your proof of delivery request. Please retry later, or contact Customer Service at 1.800.Go.FedEx(R) 800.463.3339.
1895	We are unable to process your proof of delivery request. Please retry later, or contact Customer Service at 1.800.Go.FedEx(R) 800.463.3339.
3035	Sorry, we are unable to process your tracking request. Please retry later, or contact Customer Service at 1.800.Go.FedEx(R) 800.463.3339.
3036	Sorry, we are unable to process your tracking request. Please retry later, or contact Customer Service at 1.800.Go.FedEx(R) 800.463.3339.
3037	Sorry, we are unable to process your tracking request. Please retry later, or contact Customer Service at 1.800.Go.FedEx(R) 800.463.3339.
3038	Sorry, we are unable to process your tracking request. Please retry later, or contact Customer Service at 1.800.Go.FedEx(R) 800.463.3339.
3040	Sorry, we are unable to process your tracking request. Please retry later, or contact Customer Service at 1.800.Go.FedEx(R) 800.463.3339.
3041	Sorry, we are unable to process your tracking request. Please retry later, or contact Customer Service at 1.800.Go.FedEx(R) 800.463.3339.



# Error Code Messages

Track Service	
Code	Message
3042	Sorry, we are unable to process your tracking request. Please retry later, or contact Customer Service at 1.800.Go.FedEx(R) 800.463.3339.
3045	Sorry, we are unable to process your tracking request. Please retry later, or contact Customer Service at 1.800.Go.FedEx(R) 800.463.3339.
3046	Sorry, we are unable to process your tracking request. Please retry later, or contact Customer Service at 1.800.Go.FedEx(R) 800.463.3339.
3047	Sorry, we are unable to process your tracking request. Please retry later, or contact Customer Service at 1.800.Go.FedEx(R) 800.463.3339.
3048	Sorry, we are unable to process your tracking request. Please retry later, or contact Customer Service at 1.800.Go.FedEx(R) 800.463.3339.
3049	Sorry, we are unable to process your tracking request. Please retry later, or contact Customer Service at 1.800.Go.FedEx(R) 800.463.3339.
3050	Sorry, we are unable to process your tracking request. Please retry later, or contact Customer Service at 1.800.Go.FedEx(R) 800.463.3339.
3051	Sorry, we are unable to process your tracking request. Please retry later, or contact Customer Service at 1.800.Go.FedEx(R) 800.463.3339.
3052	Sorry, we are unable to process your tracking request. Please retry later, or contact Customer Service at 1.800.Go.FedEx(R) 800.463.3339.
3053	Sorry, we are unable to process your tracking request. Please retry later, or contact Customer Service at 1.800.Go.FedEx(R) 800.463.3339.
3054	Sorry, we are unable to process your tracking request. Please retry later, or contact Customer Service at 1.800.Go.FedEx(R) 800.463.3339.
3055	Sorry, we are unable to process your tracking request. Please retry later, or contact Customer Service at 1.800.Go.FedEx(R) 800.463.3339.
4310	Signature Proof of Delivery is not currently available for this Tracking Number. Availability of signature images may take up to 5 days after delivery date. Please try later, or contact Customer Service at 1.800.Go.FedEx (R) 800.463.3339.

Track Service	
Code	Message
4315	Signature Proof of Delivery is not currently available for this Tracking Number. Availability of signature images may take up to 5 days after delivery date. Please try later, or contact Customer Service at 1.800.Go.FedEx(R) 800.463.3339.
4410	We are unable to process your proof of delivery request. Please retry later, or contact Customer Service at 1.800.Go.FedEx(R) 800.463.3339.
4420	We are unable to process your proof of delivery request. Please retry later, or contact Customer Service at 1.800.Go.FedEx(R) 800.463.3339.
4430	We are unable to process your proof of delivery request. Please retry later, or contact Customer Service at 1.800.Go.FedEx(R) 800.463.3339.
4440	We are unable to process your proof of delivery request. Please retry later, or contact Customer Service at 1.800.Go.FedEx(R) 800.463.3339.
4510	We are unable to process your proof of delivery request. Please retry later, or contact Customer Service at 1.800.Go.FedEx(R) 800.463.3339.
4520	Signature Proof of Delivery is not available for FedEx International Express Freight or FedEx International Airport to Airport shipments on this website. Please contact Customer Service at 1.800.332.0807.
4530	Signature Proof of Delivery is not available for FedEx Freight shipments on this website. Please contact Customer Service at 1.866.393.4585.
4540	Signature Proof of Delivery is not available for FedEx Custom Critical shipments on this website. Please contact Customer Service at 1.866.274.6117.
4545	Signature Proof of Delivery is not available for FedEx Kinkos Orders on this website. Please contact Customer Service at 1.800.463.3339.
4546	Signature Proof of Delivery is not available for FedEx SmartPost shipments on this website. Please contact Customer Service at 1.800.463.3339.
4550	Signature images are not available for display for shipments to this country.
4551	Additional recipient and address information is not available for display for shipments to this country.



# Error Code Messages

Track Service	
Code	Message
4610	Signature Proof of Delivery is not currently available for this Tracking Number. Availability of signature images may take up to 5 days after delivery date. Please try later, or contact Customer Service at 1.800.Go.FedEx(R) 800.463.3339.
4710	We are unable to process your proof of delivery request. Please retry later, or contact Customer Service at 1.800.Go.FedEx(R) 800.463.3339.
4720	We are unable to process your proof of delivery request. Please retry later, or contact Customer Service at 1.800.Go.FedEx(R) 800.463.3339.
4730	We are unable to process your proof of delivery request. Please retry later, or contact Customer Service at 1.800.Go.FedEx(R) 800.463.3339.
4740	We are unable to process your proof of delivery request. Please retry later, or contact Customer Service at 1.800.Go.FedEx(R) 800.463.3339.
4810	No signature is currently available for this FedEx Express shipment. At the time of shipment, the signature was released by the shipper/recipient (indicating that no signature was required).
5110	Could not connect to Tracking Server.
5110	Could not connect to Tracking Server.
5500	Unexpected error while connecting to Tracking Server.
5110	Could not connect to Tracking Server.
5110	Could not connect to Tracking Server.
5500	Unexpected error while connecting to Tracking Server.
5110	Could not connect to Tracking Server.
5110	Could not connect to Tracking Server.
5110	Could not connect to Tracking Server.
5375	Connection to Tracking Server timed out.
5110	Could not connect to Tracking Server.
5500	Unexpected error while connecting to Tracking Server.

Track Service	
Code	Message
5110	Could not connect to Tracking Server.
5110	Could not connect to Tracking Server.
5500	Unexpected error while connecting to Tracking Server.
6020	The account number you have entered is invalid. Please correct and try again.
6025	The account number you have entered was not found.
6030	Please enter at least 1 tracking number.
6035	Invalid tracking numbers. Please check the following numbers and resubmit.
6036	Please enter the reference numbers you want to track.
6037	Invalid tracking numbers. Please check the following numbers and resubmit.
6041	No information for the following shipments has been received by our system yet. Please try again or contact Customer Service at 1.800.Go.FedEx(R) 800.463.3339.
6050	Invalid request data.
6055	More than one shipment was found with this tracking number. Please select the correct shipment and resubmit.
6056	More than one shipment was found with this tracking number. Please select the correct shipment and resubmit.
6060	No scan type found.
6065	Unknown scan type found.
6070	Invalid tracking numbers. Please check the following numbers and resubmit.
6075	Invalid search criteria being sent to upstream servers.
6080	Invalid service code.
6095	Sorry, we are unable to process your tracking request. Please contact Customer Service at 1.800.Go.FedEx(R) 800.463.3339.
6105	Invalid destination postal code.
6110	The postal code you have entered is invalid. Please correct and try again.



# Error Code Messages

Track Service	
Code	Message
6111	The destination postal code you have entered is invalid. Please correct and try again.
6120	Invalid dispatch number.
6125	Invalid tracking numbers. Please check the following numbers and resubmit.
6130	Please enter the reference numbers you want to track.
6135	Invalid tracking numbers. Please check the following numbers and resubmit.
6140	Invalid tracking numbers. Please check the following numbers and resubmit.
6145	Invalid tracking numbers. Please check the following numbers and resubmit.
6150	Invalid tracking numbers. Please check the following numbers and resubmit.
6155	Invalid ship date. Please check the shipment dates and resubmit.
6160	Invalid ship date. Please check the shipment dates and resubmit.
6165	Invalid ship date. Please check the shipment dates and resubmit.
6170	Invalid country search.
6172	Invalid tracking numbers. Please check the following numbers and resubmit.
6173	Invalid tracking numbers. Please check the following numbers and resubmit.
6174	Invalid tracking numbers. Please check the following numbers and resubmit.
6185	Invalid tracking numbers. Please check the following numbers and resubmit.
6190	For tracking information, please login to <a href="https://customcritical.fedex.com">customcritical.fedex.com</a> or contact Customer Service at 866.274.6117.
6191	This is a multiple-stop shipment. For tracking information, please logon to <a href="https://customcritical.fedex.com">customcritical.fedex.com</a> or contact Customer Service at 866.274.6117.
6192	This is a multiple-stop shipment. For tracking information, please logon to <a href="https://customcritical.fedex.com">customcritical.fedex.com</a> or contact Customer Service at 866.255.2421.
6193	This is a multiple-stop shipment. For tracking information, please logon to <a href="https://customcritical.fedex.com">customcritical.fedex.com</a> or contact Customer Service at 866.551.4033.

Track Service	
Code	Message
6195	For tracking information, please login to <a href="https://customcritical.fedex.com">customcritical.fedex.com</a> or contact Customer Service at 866.274.6117.
6196	For tracking information, please login to <a href="https://customcritical.fedex.com">customcritical.fedex.com</a> or contact Customer Service at 800.255.2421.
6197	For tracking information, please login to <a href="https://customcritical.fedex.com">customcritical.fedex.com</a> or contact Customer Service at 866.551.4033.
6198	This is a multiple-stop shipment. For tracking information, please login to <a href="https://customcritical.fedex.com">customcritical.fedex.com</a> or contact Customer Service at 866.274.6115.
6200	Please enter an approximate ship date.
6205	If not entering an account number as part of your search criteria, please enter the destination country.
6210	A unique match was not found, please enter your FedEx account number.
6215	A reference type is required.
6220	Company names must be at least three characters in length. Please check the company name and resubmit.
6225	A unique match was not found. Please resubmit your request with a FedEx Service or enter your FedEx account number.
6226	A unique match was not found. Please resubmit your request with a reference type or enter your FedEx account number.
6227	A unique match was not found. Please resubmit your request with a FedEx Service and/or reference type, or enter your FedEx account number.
6310	Sorry, we are unable to process your tracking request. Please retry later, or contact Customer Service at 1.800.Go.FedEx(R) 800.463.3339.
6320	Sorry, we are unable to process your tracking request. Please retry later, or contact Customer Service at 1.800.Go.FedEx(R) 800.463.3339.
6330	Sorry, we are unable to process your tracking request. Please retry later, or contact Customer Service at 1.800.Go.FedEx(R) 800.463.3339.



# Error Code Messages

Track Service	
Code	Message
7010	Sorry, we are unable to process your tracking request. Please retry later, or contact Customer Service at 1.800.Go.FedEx(R) 800.463.3339.
7020	Sorry, we are unable to process your tracking request. Please retry later, or contact Customer Service at 1.800.Go.FedEx(R) 800.463.3339.
7025	Sorry, we are unable to process your tracking request. Please retry later, or contact Customer Service at 1.800.Go.FedEx(R) 800.463.3339.
7030	We are unable to process your proof of delivery request. Please retry later, or contact Customer Service at 1.800.Go.FedEx(R) 800.463.3339.
7035	We are unable to process your proof of delivery request. Please retry later, or contact Customer Service at 1.800.Go.FedEx(R) 800.463.3339.
7040	We are unable to process your proof of delivery request. Please retry later, or contact Customer Service at 1.800.Go.FedEx(R) 800.463.3339.
8010	The Tracking Number you entered is invalid. Please correct it and retry.
8015	The fax number you entered is invalid. Please correct it and retry.
8020	The phone number you entered is invalid. Please correct it and retry.
8025	No record of this Tracking Number can be found. For more information, please contact Customer Service at 1.800.Go.FedEx(R) 800.463.3339.
8030	Signature Proof of Delivery is not available on this website for the Tracking Number you entered. For more information, please contact Customer Service at 1.800.Go.FedEx(R) 800.463.3339.
8035	We are unable to process your proof of delivery request. Please retry later, or contact Customer Service at 1.800.Go.FedEx(R) 800.463.3339.
8040	Signature Proof of Delivery letters for FedEx shipments are available for only 3 months.
8045	We are unable to process your proof of delivery request. Please retry later, or contact Customer Service at 1.800.Go.FedEx(R) 800.463.3339.
8050	We are unable to process your proof of delivery request. Please contact Customer Service at 1.800.Go.FedEx(R) 800.463.3339.

Track Service	
Code	Message
8055	Signature Proof of Delivery for FedEx Express shipments is only available for deliveries to the U.S., Canada, and Puerto Rico. Please call your local FedEx Customer Service number for more information.
8060	We are unable to process your proof of delivery request. Please contact Customer Service at 1.800.Go.FedEx(R) 800.463.3339.
8065	We are unable to process your proof of delivery request. Please retry later, or contact Customer Service at 1.800.Go.FedEx(R) 800.463.3339.
8070	We are unable to process your proof of delivery request. Please retry later, or contact Customer Service at 1.800.Go.FedEx(R) 800.463.3339.
8075	We are unable to process your proof of delivery request. Please retry later, or contact Customer Service at 1.800.Go.FedEx(R) 800.463.3339.
8080	The date you entered is invalid. Please correct it and retry.
8085	The date you entered in the Ship Date field is invalid. Please correct it and retry.
8095	Please enter a ship date.
9035	Sorry, we are unable to process your tracking request. Please retry later, or contact Customer Service at 1.800.Go.FedEx(R) 800.463.3339.
9040	No information for the following shipments has been received by our system yet. Please try again or contact Customer Service at 1.800.Go.FedEx(R) 800.463.3339.
9041	No information for the following shipments has been received by our system yet. Please try again or contact Customer Service at 1.800.Go.FedEx(R) 800.463.3339.
9045	Sorry, we are unable to process your tracking request. Please retry later, or contact Customer Service at 1.800.Go.FedEx(R) 800.463.3339.
9050	Sorry, we are unable to process your tracking request. Please retry later, or contact Customer Service at 1.800.Go.FedEx(R) 800.463.3339.
9055	Sorry, we are unable to process your tracking request. Please retry later, or contact Customer Service at 1.800.Go.FedEx(R) 800.463.3339.
9060	No information for the following shipments has been received by our system yet. Please try again or contact Customer Service at 1.800.Go.FedEx(R) 800.463.3339.





# Error Code Messages

Track Service	
Code	Message
11036	We are unable to process your request. Please retry later.
11037	We are unable to process your request. Please retry later.
11040	We are unable to process your request. Please retry later.
11041	We are unable to process your request. Please retry later.
11042	We are unable to process your request. Please retry later.
11045	We are unable to process your request. Please retry later.
11046	We are unable to process your request. Please retry later.
11047	We are unable to process your request. Please retry later.
11048	We are unable to process your request. Please retry later.
11049	We are unable to process your request. Please retry later.
11050	We are unable to process your request. Please retry later.
11051	We are unable to process your request. Please retry later.
11052	We are unable to process your request. Please retry later.
11053	We are unable to process your request. Please retry later.
11054	We are unable to process your request. Please retry later.
11060	We are unable to process your request. Please retry later.
11065	We are unable to process your request. Please retry later.
11070	We are unable to process your request. Please retry later.
11075	We are unable to process your request. Please retry later.
11080	We are unable to process your request. Please retry later.
11110	We are unable to process your request. Please retry later.
11502	We are unable to process your request. Please retry later.
12013	We are unable to process your proof of delivery request. Please contact Customer Service at 1.800.Go.FedEx(R) 800.463.3339.

Track Service	
Code	Message
12014	We are unable to process your proof of delivery request. Please contact Customer Service at 1.800.Go.FedEx(R) 800.463.3339.
12017	We are unable to process your proof of delivery request. Please retry later, or contact Customer Service at 1.800.Go.FedEx(R) 800.463.3339.
13001	Unable to retrieve the WSDL.
13002	The Header did not pass XML validation.
13003	The Account Inquiry did not pass XML validation.
13004	Remote exception while executing a Customer Fusion method.
13005	General exception while executing a Customer Fusion method.
13006	Exception while setting the holder for the request.
13007	Exception while parsing the Customer Fusion response.
13020	Exception while parsing the schema to obtain a version.
13021	Exception while obtaining a remote connection to the Customer Fusion EJB.
13022	Exception while obtaining a remote context to the Customer Fusion EJB.
13023	Exception while obtaining the version from the request schema.
13024	Exception while parsing the response Customer Fusion response.
13025	Invalid Group or Number fields in the request.
13030	Customer Fusion returned errors in their response.
30005	One or more of the e-mail addresses you entered is invalid. Please correct it and try again.
30010	We are unable to process your request. Please retry later.
30015	We are unable to process your request. Please retry later.
30020	Invalid tracking numbers. Please check the tracking numbers and resubmit.
30025	Invalid carrier type. Please check the carrier type and resubmit.
30030	Invalid tracking numbers. Please check the following numbers and resubmit.



## Error Code Messages



Track Service	
Code	Message
30035	The requested tracking updates are not available for this tracking number.
30040	We are unable to process your request. Please retry later.
500139	No information for the following shipments has been received by our system yet. Please try again or contact Customer Service at 1.800.Go.FedEx(R) 800.463.3339.
500140	No information for the following shipments has been received by our system yet. Please try again or contact Customer Service at 1.800.Go.FedEx(R) 800.463.3339.
500141	Sorry, we are unable to process your tracking request. Please retry later, or contact Customer Service at 1.800.Go.FedEx(R) 800.463.3339.
500142	Sorry, we are unable to process your tracking request. Please retry later, or contact Customer Service at 1.800.Go.FedEx(R) 800.463.3339.
500143	Sorry, we are unable to process your tracking request. Please retry later, or contact Customer Service at 1.800.Go.FedEx(R) 800.463.3339.
500144	No information for the following shipments has been received by our system yet. Please try again or contact Customer Service at 1.800.Go.FedEx(R) 800.463.3339.
500158	No information for the following shipments has been received by our system yet. Please try again or contact Customer Service at 1.800.Go.FedEx(R) 800.463.3339.

Track Service	
Code	Message
500170	No information for the following shipments has been received by our system yet. Please try again or contact Customer Service at 1.800.Go.FedEx(R) 800.463.3339.
500172	Sorry, we are unable to process your tracking request. Please retry later, or contact Customer Service at 1.800.Go.FedEx(R) 800.463.3339.
500173	No information for the following shipments has been received by our system yet. Please try again or contact Customer Service at 1.800.Go.FedEx(R) 800.463.3339.
500175	Please enter the reference numbers you want to track.
500180	Please enter the reference numbers you want to track.
500185	Please enter the reference numbers you want to track.
500190	Please enter the reference numbers you want to track.
500195	Invalid tracking numbers. Please check the following numbers and resubmit.
500200	Invalid tracking numbers. Please check the following numbers and resubmit.
500205	Invalid tracking numbers. Please check the following numbers and resubmit.
500210	Invalid Destination Postal Code.



# P Countries Accepting Electronic Trade Documents





# Countries Accepting Electronic Trade Documents

This table lists the countries where you can ship with FedEx® Electronic Trade Documents (ETD).

For the latest information on which countries accept FedEx Electronic Trade Documents, go to <http://fedex.com/international/etd> and click on "See Available Countries" at the left.

Country	Country Code	Accepts ETD for Inbound Shipments	Accepts ETD for Outbound Shipments
Afghanistan	AF	Yes	Yes
Albania	AL	Yes	No
Aruba	AW	No	Yes
Australia	AU	Yes	Yes
Austria	AT	Yes	Yes
Bahamas	BS	No	Yes
Bahrain	BH	Yes	Yes
Barbados	BB	Yes	Yes
Bangladesh	BD	No	Yes
Belgium	BE	Yes	Yes
Bermuda	BM	Yes	Yes
British Virgin Islands	VG	No	Yes
Canada	CA	Yes	Yes
Cayman Islands	KY	No	Yes
Channel Islands (Guernsey & Jersey)	GB	Yes	Yes
China	CN	Yes	Yes
Croatia	HR	Yes	No
Cyprus	CY	Yes	No
Czech Republic	CZ	Yes	Yes

Country	Country Code	Accepts ETD for Inbound Shipments	Accepts ETD for Outbound Shipments
Denmark	DK	Yes	Yes
England	GB	Yes	Yes
Estonia	EE	Yes	No
Finland	FI	Yes	Yes
France	FR	No	No
Germany	DE	Yes	No
Guadeloupe	GP	No	Yes
Guam	GU	Yes	No
Guatemala	GT	No	Yes
Hong Kong	HK	Yes	Yes
Hungary	HU	Yes	Yes
Iceland	IS	Yes	No
India	IN	Yes	No
Ireland	IE	Yes	Yes
Israel	IL	Yes	No
Italy	IT	Yes	No
Jamaica	JM	Yes	No
Japan	JP	Yes	Yes
Jordan	JO	No	Yes
Kenya	KE	No	Yes
Korea, South	KR	Yes	Yes
Kuwait	KW	No	Yes
Latvia	LV	Yes	No
Liechtenstein	LI	Yes	No



# Countries Accepting Electronic Trade Documents

Country	Country Code	Accepts ETD for Inbound Shipments	Accepts ETD for Outbound Shipments
Lithuania	LT	Yes	No
Luxembourg	LU	Yes	Yes
Macau	MO	Yes	Yes
Malaysia	MY	Yes	Yes
Malta	MT	No	Yes
Marshall Islands	MH	Yes	No
Mexico	MX	Yes	Yes
Micronesia	FM	Yes	No
Monaco	MC	Yes	No
Montserrat	MS	No	Yes
Netherlands	NL	Yes	Yes
New Zealand	NZ	Yes	Yes
Northern Ireland	GB	Yes	Yes
Northern Mariana Islands	MP	Yes	No
Norway	NO	Yes	Yes
Oman	OM	No	Yes
Palestine Autonomous	PS	Yes	No
Palau	PW	Yes	No
Panama	PA	No	Yes
Philippines	PH	Yes	Yes
Poland	PL	Yes	No
Portugal	PT	Yes	No
Puerto Rico	PR	Yes	Yes

Country	Country Code	Accepts ETD for Inbound Shipments	Accepts ETD for Outbound Shipments
Saba	AN	No	Yes
Saint Kitts	KN	No	Yes
Saint Lucia	LC	Yes	Yes
San Marino	SM	Yes	No
Saudi Arabia	SA	No	Yes
Scotland	GB	Yes	Yes
Singapore	SG	Yes	Yes
Slovak Republic	SK	Yes	Yes
Slovenia	SI	Yes	No
South Africa	ZA	Yes	Yes
Spain	ES	Yes	No
St Maarten	AN	No	Yes
Sweden	SE	Yes	Yes
Switzerland	CH	Yes	No
Thailand	TH	Yes	Yes
Taiwan	TW	Yes	No
Trinidad & Tobago	TT	No	Yes
Turks & Caicos Island	TC	No	Yes
United Arab Emirates	AE	No	Yes
USA	US	Yes	Yes
US Virgin Islands	VI	No	Yes
Vatican City	IT	Yes	No
Wales	GB	Yes	Yes

# Q Track Service Scan Codes





# Track Service Scan Codes

See the [Appendix Y: Glossary on page 630](#) for Carrier Code definitions.

*Note: N/A means that nothing will be returned for that field; however, if there is an N/A in the "Package Exception Scan Message" field, then neither the "Package Exception Scan Code" or the "Package Exception Scan Message" will be returned.*

Scan Event Code	Carrier Code	Scan Event Message	Package Status Code	Package Status Message	Package Exception Scan Code	Package Exception Scan Message
AC	FXSP	Cleared customs - picked up by Canada Post	IT	In transit	N/A	N/A
AC	FXSP	At Canada Post facility	AC	At Canada Post facility	N/A	N/A
AF	FDCC	At local service center	ED	Enroute to delivery	M	On trailer <>
AF	FDFR	At local facility	AF	At local facility	M	On trailer <> Manifest Number <>
AF	FDEG	At local FedEx facility	FD	At FedEx destination facility	010	N/A
AF	FDEG	At local FedEx facility	FD	At FedEx destination facility	023	N/A
AF	FDEG	At local FedEx facility	FD	At FedEx destination facility	037	N/A
AF	FDEG	At local FedEx facility	FD	At FedEx destination facility	042	Contacting recipient for appointment
AF	FDEG	At local FedEx facility	FD	At FedEx destination facility	043	Appointment date <> and time <> set

Scan Event Code	Carrier Code	Scan Event Message	Package Status Code	Package Status Message	Package Exception Scan Code	Package Exception Scan Message
AF	FDEG	At local FedEx facility	FD	At FedEx destination facility	070	N/A
AF	FDEG	At local FedEx facility	FD	At FedEx destination facility	094	Scheduled for delivery next business day
AF	FDEG	At local FedEx facility	AF	At local FedEx facility	A3	Tendered at <>
AF	FX	At local FedEx facility	AF	At local FedEx facility	44	N/A
AF	FX	At local FedEx facility	AF	At local FedEx facility	A3	Tendered at <>
AR	FDC	Arrived at Port of Entry	IT SP	In transit or multiple statuses	N/A	Flight <>, TACM <>
AR	FDC	At local FedEx facility	FD SP	At local FedEx facility or multiple statuses	N/A	Flight <>, TACM <>
AR	FDCC	Arrived at origin airport	AA	Arrived at origin airport	N/A	N/A
AR	FDCC	At border stop	ED	Enroute to delivery	N/A	N/A
AR	FDCC	At delivery	AD	At delivery	N/A	N/A
AR	FDCC	At pickup	AP	At pickup	N/A	N/A
AR	FDCC	Arrived at dest airport	PL	Arrived at dest airport	N/A	N/A
AR	FDCC	At local service center	ED	Enroute to delivery	AR	On trailer <>



## Track Service Scan Codes

Scan Event Code	Carrier Code	Scan Event Message	Package Status Code	Package Status Message	Package Exception Scan Code	Package Exception Scan Message
AR	FDCC	At local service center	ED	Enroute to delivery	X4	On trailer ◊
AR	FDCC	At border stop	ED	Enroute to delivery	BRKR	N/A
AR	FDCC	At border stop	CP	Clearance in progress	BRKR	N/A
AR	FDCC	At delivery	AD	At delivery	DARV	On trailer ◊
AR	FDEG	Arrived at FedEx location	AR	Arrived at FedEx location	N/A	N/A
AR	FEDG	Arrived at FedEx location	AR	Arrived at FedEx location	070	N/A
AR	FEDG	At local FedEx facility	FD	At FedEx destination facility	091	N/A
AR	FDFR	At local facility	AF	At local facility	AR	On trailer ◊
AR	FDFR	At local facility	AF	At local facility	X4	On trailer ◊
AR	FDFR	Arrived at customs broker	AR	Arrived at customs broker	BRKR	Clearance in progress
AR	FDFR	At pickup	AP	At pickup	OARV	Arrived at customer location for pickup
AR	FDFR	At delivery	AD	At delivery	DARV	Arrived at customer location for delivery
AR	FX	Arrived at FedEx location	AR	Arrived at FedEx location		N/A

Scan Event Code	Carrier Code	Scan Event Message	Package Status Code	Package Status Message	Package Exception Scan Code	Package Exception Scan Message
AR	FX	At local FedEx facility	FD	At FedEx destination facility		N/A
AR	FX	At local FedEx facility	FD	At FedEx destination facility	01	Package not delivered/not attempted
AR	FX	At local FedEx facility	FD	At FedEx destination facility	41	Package not due for delivery
AR	FX	At local FedEx facility	FD	At FedEx destination facility	41	Package not due for delivery
AR	FX	At local FedEx facility	OF	At FedEx origin facility	44	N/A
AR	FX	At local FedEx facility	FD	At FedEx destination facility	44	N/A
AR	FX	At local FedEx facility	HL	At FedEx destination facility	015A	N/A
AR	FX	At dest sort facility	SF	At dest sort facility		N/A
AR	FX	At dest sort facility	SF	At dest sort facility		N/A
AR	FXSP	At U.S. Postal Service facility	AXA	At U.S. Postal Service facility	N/A	N/A
AR	FXSP	Arrived at FedEx location	AR	Arrived at FedEx location	N/A	N/A
AR	FXSP	At U.S. Postal Service facility	AX	At U.S. Postal Service facility	A4	Tendered to U.S. Postal Service



## Track Service Scan Codes

Scan Event Code	Carrier Code	Scan Event Message	Package Status Code	Package Status Message	Package Exception Scan Code	Package Exception Scan Message
						for delivery – Allow one to two additional days for delivery.
AR	FXSP	At U.S. Postal Service facility	AX	At U.S. Postal Service facility	A4A	Tendered to U.S. Postal Service for delivery – Allow one to two additional days for delivery. A final delivery scan will not be generated for this shipment.
AR	FXSP	At U.S. Postal Service facility	AX	At U.S. Postal Service facility	A9	Arrived at local Post Office – Allow one to two additional days for delivery.
CA	FDCC	Shipment cancelled	CA	Shipment cancelled	DR	Vehicle furnished but not used
CA	FDCC	Shipment cancelled	CA	Shipment cancelled	N/A	N/A
CA	FDEG	Shipment cancelled by sender	CA	Shipment cancelled by sender	N/A	N/A
CA	FX	Shipment cancelled by sender	CA	Shipment cancelled by sender		N/A

Scan Event Code	Carrier Code	Scan Event Message	Package Status Code	Package Status Message	Package Exception Scan Code	Package Exception Scan Message
CA	FXX	Order Cancelled	CA	Order Cancelled	779	Order Deleted
CC	FDC	International shipment release	IT	International shipment release	N/A	N/A
CC	FDCC	International shipment release	CC	International shipment release	N/A	N/A
CC	FDEG	International shipment release	CC	International shipment release	078	N/A
CC	FDFR	International shipment release	CC	International shipment release	CSCLRD	Shipment cleared
CC	FX	International shipment release	CC	International shipment release		N/A
CC	FX	International shipment release	CC	International shipment release		N/A
CC	FX	International shipment release	CC	International shipment release	65	N/A
CC	FX	International shipment release	CC	International shipment release	66	N/A
CD	FDCC	Clearance delay	CD	Clearance delay	INBOND	Shipment held in bond
CD	FDCC	Clearance delay	CD	Clearance delay	CSHELD	Arrived at Customs – Awaiting inspection



# Track Service Scan Codes

Scan Event Code	Carrier Code	Scan Event Message	Package Status Code	Package Status Message	Package Exception Scan Code	Package Exception Scan Message
CD	FDCC	Clearance delay	CD	Clearance delay	CSPWRK	Additional paperwork or information is required
CD	FDCC	Clearance delay	CD	Clearance delay	MXRDY	Ready for pickup by Mexico broker
CD	FDCC	Clearance delay	CD	Clearance delay	R0004	Goods are subject to regulatory review
CD	FDCC	Clearance delay	CD	Clearance delay	R0008	In clearance process
CD	FDCC	Clearance delay	CD	Clearance delay	R0019	Goods are subject to regulatory review
CD	FDCC	Clearance delay	CD	Clearance delay	R0025	Shipment requires a Commercial Invoice
CD	FDCC	Clearance delay	CD	Clearance delay	R0039	Commodity being shipped is restricted into the destination country
CD	FDCC	Clearance delay	CD	Clearance delay	R0055	Clearance instructions from the importer are required

Scan Event Code	Carrier Code	Scan Event Message	Package Status Code	Package Status Message	Package Exception Scan Code	Package Exception Scan Message
CD	FDCC	Clearance delay	CD	Clearance delay	R0074	Detailed broker information is required
CD	FDCC	Clearance delay	CD	Clearance delay	R0093	Arrangement for duties and taxes is required
CD	FDCC	Clearance delay	CD	Clearance delay	R0102	Unknown status: Non-FedEx broker
CD	FDCC	Clearance delay	CD	Clearance delay	R0162	Paperwork is subject to regulatory review
CD	FDCC	Clearance delay	CD	Clearance delay	R0164	Goods are subject to regulatory review
CD	FDFR	Clearance delay	CD	Clearance delay	INBOND	Shipment held in bond
CD	FDFR	Clearance delay	CD	Clearance delay	CSHELD	Arrived at Customs – Awaiting inspection
CD	FDFR	Clearance delay	CD	Clearance delay	CSPWRK	Additional paperwork or information is required
CD	FDFR	Clearance delay	CD	Clearance delay	MXRDY	Ready for pickup by Mexico broker





## Track Service Scan Codes

Scan Event Code	Carrier Code	Scan Event Message	Package Status Code	Package Status Message	Package Exception Scan Code	Package Exception Scan Message
CD	FDFR	Clearance delay	CD	Clearance delay	R0004	Goods are subject to regulatory review
CD	FDFR	Clearance delay	CD	Clearance delay	R0008	In clearance process
CD	FDFR	Clearance delay	CD	Clearance delay	R0019	Goods are subject to regulatory review
CD	FDFR	Clearance delay	CD	Clearance delay	R0025	Shipment requires a Commercial Invoice
CD	FDFR	Clearance delay	CD	Clearance delay	R0039	Commodity being shipped is restricted into the destination country
CD	FDFR	Clearance delay	CD	Clearance delay	R0055	Clearance instructions from the importer are required
CD	FDFR	Clearance delay	CD	Clearance delay	R0074	Detailed broker information is required
CD	FDFR	Clearance delay	CD	Clearance delay	R0093	Arrangement for duties and taxes is required
CD	FDFR	Clearance delay	CD	Clearance delay	R0102	Unknown status: Non-FedEx broker

Scan Event Code	Carrier Code	Scan Event Message	Package Status Code	Package Status Message	Package Exception Scan Code	Package Exception Scan Message
CD	FDFR	Clearance delay	CD	Clearance delay	R0162	Paperwork is subject to regulatory review
CD	FDFR	Clearance delay	CD	Clearance delay	R0164	Goods are subject to regulatory review
CD	FDEG	Clearance delay	CD	Clearance delay	075	In clearance process
CD	FDEG	Clearance delay	CD	Clearance delay	076	In clearance process
CD	FDEG	Clearance delay	CD	Clearance delay	R0000	N/A
CD	FDEG	Clearance delay	CD	Clearance delay	R0001	N/A
CD	FDEG	Clearance delay	CD	Clearance delay	R0002	N/A
CD	FDEG	Clearance delay	CD	Clearance delay	R0003	N/A
CD	FDEG	Clearance delay	CD	Clearance delay	R0004	Goods are subject to regulatory review
CD	FDEG	Clearance delay	CD	Clearance delay	R0005	N/A
CD	FDEG	Clearance delay	CD	Clearance delay	R0006	N/A
CD	FDEG	Clearance delay	CD	Clearance delay	R0007	In clearance process
CD	FDEG	Clearance delay	CD	Clearance delay	R0008	In clearance process
CD	FDEG	Clearance delay	CD	Clearance delay	R0009	N/A
CD	FDEG	Clearance delay	CD	Clearance delay	R0010	N/A



## Track Service Scan Codes

Scan Event Code	Carrier Code	Scan Event Message	Package Status Code	Package Status Message	Package Exception Scan Code	Package Exception Scan Message
CD	FDEG	Clearance delay	CD	Clearance delay	R0011	N/A
CD	FDEG	Clearance delay	CD	Clearance delay	R0012	N/A
CD	FDEG	Clearance delay	CD	Clearance delay	R0013	N/A
CD	FDEG	Clearance delay	CD	Clearance delay	>R0014	In clearance process
CD	FDEG	Clearance delay	CD	Clearance delay	R0015	N/A
CD	FDEG	Clearance delay	CD	Clearance delay	R0016	N/A
CD	FDEG	Clearance delay	CD	Clearance delay	R0017	Shipment being returned to shipper
CD	FDEG	Clearance delay	CD	Clearance delay	R0018	Processing duties and taxes payment
CD	FDEG	Clearance delay	CD	Clearance delay	R0019	Goods are subject to regulatory review
CD	FDEG	Clearance delay	CD	Clearance delay	R0020	N/A
CD	FDEG	Clearance delay	CD	Clearance delay	R0021	Shipment requires a certificate of origin from the Chamber of Commerce at the origin location. Certificate must include origin of goods (country of manufacture).

Scan Event Code	Carrier Code	Scan Event Message	Package Status Code	Package Status Message	Package Exception Scan Code	Package Exception Scan Message
CD	FDEG	Clearance delay	CD	Clearance delay	R0022	N/A
CD	FDEG	Clearance delay	CD	Clearance delay	R0023	N/A
CD	FDEG	Clearance delay	CD	Clearance delay	R0024	The gender for which the shipment's contents are made must be specified. For example: Men, Women, Children, Unisex.
CD	FDEG	Clearance delay	CD	Clearance delay	R0025	Shipment requires a Commercial Invoice.
CD	FDEG	Clearance delay	CD	Clearance delay	R0026	Commercial Invoice is incomplete.
CD	FDEG	Clearance delay	CD	Clearance delay	R0027	Documentation illegible. Shipment requires a complete Commercial Invoice.
CD	FDEG	Clearance delay	CD	Clearance delay	R0028	N/A
CD	FDEG	Clearance delay	CD	Clearance delay	R0029	N/A
CD	FDEG	Clearance delay	CD	Clearance delay	R0030	N/A
CD	FDEG	Clearance delay	CD	Clearance delay	R0031	Goods are not labeled properly



## Track Service Scan Codes

Scan Event Code	Carrier Code	Scan Event Message	Package Status Code	Package Status Message	Package Exception Scan Code	Package Exception Scan Message
						to meet marking requirements.
CD	FDEG	Clearance delay	CD	Clearance delay	R0032	Goods are not properly marked as a sample.
CD	FDEG	Clearance delay	CD	Clearance delay	R0033	Goods are not properly mutilated for clearance.
CD	FDEG	Clearance delay	CD	Clearance delay	R0034	N/A
CD	FDEG	Clearance delay	CD	Clearance delay	R0035	Shipment requires documentation supporting preferential duty and tax treatment.
CD	FDEG	Clearance delay	CD	Clearance delay	R0036	N/A
CD	FDEG	Clearance delay	CD	Clearance delay	R0037	N/A
CD	FDEG	Clearance delay	CD	Clearance delay	R0038	N/A
CD	FDEG	Clearance delay	CD	Clearance delay	R0039	N/A
CD	FDEG	Clearance delay	CD	Clearance delay	R0040	A specialized form/statement from the shipper is required.
CD	FDEG	Clearance delay	CD	Clearance delay	R0041	N/A
CD	FDEG	Clearance delay	CD	Clearance delay	R0042	A Country of Origin declaration is required.

Scan Event Code	Carrier Code	Scan Event Message	Package Status Code	Package Status Message	Package Exception Scan Code	Package Exception Scan Message
CD	FDEG	Clearance delay	CD	Clearance delay	R0043	A detailed commodity breakdown with itemized description and values is required.
CD	FDEG	Clearance delay	CD	Clearance delay	R0044	Shipment documentation indicates value discrepancy. Correct value of shipment is required.
CD	FDEG	Clearance delay	CD	Clearance delay	R0045	The value of goods for each item on the Commercial Invoice is required for clearance.
CD	FDEG	Clearance delay	CD	Clearance delay	R0046	N/A
CD	FDEG	Clearance delay	CD	Clearance delay	R0047	A confirmation of the value of goods is required.
CD	FDEG	Clearance delay	CD	Clearance delay	R0048	Confirmation of currency is required.
CD	FDEG	Clearance delay	CD	Clearance delay	R0049	A verification of the country of manufacture is required.



## Track Service Scan Codes

Scan Event Code	Carrier Code	Scan Event Message	Package Status Code	Package Status Message	Package Exception Scan Code	Package Exception Scan Message
CD	FDEG	Clearance delay	CD	Clearance delay	R0050	The original visa/export license from the origin country is required.
CD	FDEG	Clearance delay	CD	Clearance delay	R0051	N/A
CD	FDEG	Clearance delay	CD	Clearance delay	R0052	N/A
CD	FDEG	Clearance delay	CD	Clearance delay	R0053	N/A
CD	FDEG	Clearance delay	CD	Clearance delay	R0054	N/A
CD	FDEG	Clearance delay	CD	Clearance delay	R0055	Clearance instructions from the importer are required.
CD	FDEG	Clearance delay	CD	Clearance delay	R0056	Shipment requires importer's registration/identification number for clearance. (Examples include EIN, SSN, VAT, GST, RFC, etc.)
CD	FDEG	Clearance delay	CD	Clearance delay	R0057	N/A
CD	FDEG	Clearance delay	CD	Clearance delay	R0058	A written statement indicating the end use of goods or reason of importation is required.

Scan Event Code	Carrier Code	Scan Event Message	Package Status Code	Package Status Message	Package Exception Scan Code	Package Exception Scan Message
CD	FDEG	Clearance delay	CD	Clearance delay	R0059	Import license or permit is required for clearance.
CD	FDEG	Clearance delay	CD	Clearance delay	R0060	N/A
CD	FDEG	Clearance delay	CD	Clearance delay	R0061	N/A
CD	FDEG	Clearance delay	CD	Clearance delay	R0062	A Personal Effects form or self-clearance is required.
CD	FDEG	Clearance delay	CD	Clearance delay	R0063	A Power of Attorney (POA) or form letter, authorizing FedEx/Broker to clear the shipment on behalf of the importer, is required for clearance.
CD	FDEG	Clearance delay	CD	Clearance delay	R0064	A Quarantine Permit is required
CD	FDEG	Clearance delay	CD	Clearance delay	R0065	N/A
CD	FDEG	Clearance delay	CD	Clearance delay	R0066	A specialized form/statement is required for clearance from recipient.
CD	FDEG	Clearance delay	CD	Clearance delay	R0067	Goods are subject to



## Track Service Scan Codes

Scan Event Code	Carrier Code	Scan Event Message	Package Status Code	Package Status Message	Package Exception Scan Code	Package Exception Scan Message
						regulatory review.
CD	FDEG	Clearance delay	CD	Clearance delay	R0068	N/A
CD	FDEG	Clearance delay	CD	Clearance delay	R0069	A duty free declaration is required.
CD	FDEG	Clearance delay	CD	Clearance delay	R0070	N/A
CD	FDEG	Clearance delay	CD	Clearance delay	R0071	N/A
CD	FDEG	Clearance delay	CD	Clearance delay	R0072	N/A
CD	FDEG	Clearance delay	CD	Clearance delay	R0073	N/A
CD	FDEG	Clearance delay	CD	Clearance delay	R0074	Detailed broker information is required.
CD	FDEG	Clearance delay	CD	Clearance delay	R0075	Proof of Export documentation required for shipment to obtain duty relief upon clearance.
CD	FDEG	Clearance delay	CD	Clearance delay	R0076	Original export documents required on repaired goods.
CD	FDEG	Clearance delay	CD	Clearance delay	R0077	Temporary Importation Bond is required.
CD	FDEG	Clearance delay	CD	Clearance delay	R0078	Documents must be translated

Scan Event Code	Carrier Code	Scan Event Message	Package Status Code	Package Status Message	Package Exception Scan Code	Package Exception Scan Message
						into the local language for goods to be classified and shipment to be cleared.
CD	FDEG	Clearance delay	CD	Clearance delay	R0079	N/A
CD	FDEG	Clearance delay	CD	Clearance delay	R0080	N/A
CD	FDEG	Clearance delay	CD	Clearance delay	R0081	N/A
CD	FDEG	Clearance delay	CD	Clearance delay	R0082	N/A
CD	FDEG	Clearance delay	CD	Clearance delay	R0083	N/A
CD	FDEG	Clearance delay	CD	Clearance delay	R0084	N/A
CD	FDEG	Clearance delay	CD	Clearance delay	R0085	Goods are subject to regulatory review.
CD	FDEG	Clearance delay	CD	Clearance delay	R0086	N/A
CD	FDEG	Clearance delay	CD	Clearance delay	R0087	N/A
CD	FDEG	Clearance delay	CD	Clearance delay	R0088	N/A
CD	FDEG	Clearance delay	CD	Clearance delay	R0089	In clearance process.
CD	FDEG	Clearance delay	CD	Clearance delay	R0090	N/A
CD	FDEG	Clearance delay	CD	Clearance delay	R0091	N/A
CD	FDEG	Clearance delay	CD	Clearance delay	R0092	N/A
CD	FDEG	Clearance delay	CD	Clearance delay	R0093	N/A
CD	FDEG	Clearance delay	CD	Clearance delay	R0094	N/A
CD	FDEG	Clearance delay	CD	Clearance delay	R0095	N/A



## Track Service Scan Codes

Scan Event Code	Carrier Code	Scan Event Message	Package Status Code	Package Status Message	Package Exception Scan Code	Package Exception Scan Message
CD	FDEG	Clearance delay	CD	Clearance delay	R0096	N/A
CD	FDEG	Clearance delay	CD	Clearance delay	R0097	N/A
CD	FDEG	Clearance delay	CD	Clearance delay	R0098	N/A
CD	FDEG	Clearance delay	CD	Clearance delay	R0099	N/A
CD	FDEG	Clearance delay	CD	Clearance delay	R0100	The original visa/export license from the origin country is incomplete or illegible.
CD	FDEG	Clearance delay	CD	Clearance delay	R0101	N/A
CD	FDEG	Clearance delay	CD	Clearance delay	R0102	Unknown status: Non-FedEx broker.
CD	FDEG	Clearance delay	CD	Clearance delay	R0103	The original visa/export license from the origin country is not with the shipment.
CD	FDEG	Clearance delay	CD	Clearance delay	R0104	The original visa/export license from the origin country is not with the shipment. A copy cannot be used for clearance.
CD	FDEG	Clearance delay	CD	Clearance delay	R0105	N/A

Scan Event Code	Carrier Code	Scan Event Message	Package Status Code	Package Status Message	Package Exception Scan Code	Package Exception Scan Message
CD	FDEG	Clearance delay	CD	Clearance delay	R0106	Importer needs to provide tariff number.
CD	FDEG	Clearance delay	CD	Clearance delay	R0107	N/A
CD	FDEG	Clearance delay	CD	Clearance delay	R0108	Additional documentation is required for clearance.
CD	FDEG	Clearance delay	CD	Clearance delay	R0109	N/A
CD	FDEG	Clearance delay	CD	Clearance delay	R0110	N/A
CD	FDEG	Clearance delay	CD	Clearance delay	R0111	Contents may not be marked or labeled appropriately.
CD	FDEG	Clearance delay	CD	Clearance delay	R0112	N/A
CD	FDEG	Clearance delay	CD	Clearance delay	R0113	N/A
CD	FDEG	Clearance delay	CD	Clearance delay	R0114	Proof of origin required for shipments re-imported to country of origin.
CD	FDEG	Clearance delay	CD	Clearance delay	R0115	A description of goods is required.
CD	FDEG	Clearance delay	CD	Clearance delay	R0116	N/A
CD	FDEG	Clearance delay	CD	Clearance delay	R0117	Original invoice with company logo and/or original



# Track Service Scan Codes

Scan Event Code	Carrier Code	Scan Event Message	Package Status Code	Package Status Message	Package Exception Scan Code	Package Exception Scan Message
						signature is required for clearance.
CD	FDEG	Clearance delay	CD	Clearance delay	R0118	N/A
CD	FDEG	Clearance delay	CD	Clearance delay	R0119	The cost of the repair, alteration, warranty for the item(s) on the Commercial Invoice is needed for classification. Market value of the items may also be required.
CD	FDEG	Clearance delay	CD	Clearance delay	R0120	In Clearance Process.
CD	FDEG	Clearance delay	CD	Clearance delay	R0121	N/A
CD	FDEG	Clearance delay	CD	Clearance delay	R0122	A shipment that is missing a signature or title on any form other than a Commercial Invoice.
CD	FDEG	Clearance delay	CD	Clearance delay	R0123	A statement is required from the shipper to appear on the Commercial Invoice attesting to the non-

Scan Event Code	Carrier Code	Scan Event Message	Package Status Code	Package Status Message	Package Exception Scan Code	Package Exception Scan Message
						toxicity of the goods shipped.
CD	FDEG	Clearance delay	CD	Clearance delay	R0124	Part number not provided in customer's database.
CD	FDEG	Clearance delay	CD	Clearance delay	R0125	N/A
CD	FDEG	Clearance delay	CD	Clearance delay	R0126	N/A
CD	FDEG	Clearance delay	CD	Clearance delay	R0127	Quantity of goods shipped is required on the Commercial Invoice.
CD	FDEG	Clearance delay	CD	Clearance delay	R0128	Length and/or width are required on the Commercial Invoice.
CD	FDEG	Clearance delay	CD	Clearance delay	R0129	N/A
CD	FDEG	Clearance delay	CD	Clearance delay	R0130	Assembler's declaration needed to indicate the costs of the local country parts used to assemble foreign-made goods.
CD	FDEG	Clearance delay	CD	Clearance delay	R0131	N/A
CD	FDEG	Clearance delay	CD	Clearance delay	R0132	N/A



## Track Service Scan Codes

Scan Event Code	Carrier Code	Scan Event Message	Package Status Code	Package Status Message	Package Exception Scan Code	Package Exception Scan Message
CD	FDEG	Clearance delay	CD	Clearance delay	R0133	A non-FedEx systems outage has delayed release.
CD	FDEG	Clearance delay	CD	Clearance delay	R0134	A FedEx Systems Outage has delayed release.
CD	FDEG	Clearance delay	CD	Clearance delay	R0135	N/A
CD	FDEG	Clearance delay	CD	Clearance delay	R0136	N/A
CD	FDEG	Clearance delay	CD	Clearance delay	R0137	N/A
CD	FDEG	Clearance delay	CD	Clearance delay	R0138	N/A
CD	FDEG	Clearance delay	CD	Clearance delay	R0139	N/A
CD	FDEG	Clearance delay	CD	Clearance delay	R0140	N/A
CD	FDEG	Clearance delay	CD	Clearance delay	R0141	Itemized breakdown of product composition required.
CD	FDEG	Clearance delay	CD	Clearance delay	R0142	Description provided is insufficient to classify commodity.
CD	FDEG	Clearance delay	CD	Clearance delay	R0143	N/A
CD	FDEG	Clearance delay	CD	Clearance delay	R0144	N/A
CD	FDEG	Clearance delay	CD	Clearance delay	R0145	N/A
CD	FDEG	Clearance delay	CD	Clearance delay	R0146	All pieces have not arrived at

Scan Event Code	Carrier Code	Scan Event Message	Package Status Code	Package Status Message	Package Exception Scan Code	Package Exception Scan Message
						clearance port together.
CD	FDEG	Clearance delay	CD	Clearance delay	R0147	N/A
CD	FDEG	Clearance delay	CD	Clearance delay	R0148	N/A
CD	FDEG	Clearance delay	CD	Clearance delay	R0149	N/A
CD	FDEG	Clearance delay	CD	Clearance delay	R0150	The visa was not transmitted electronically.
CD	FDEG	Clearance delay	CD	Clearance delay	R0151	N/A
CD	FDEG	Clearance delay	CD	Clearance delay	R0152	Goods are subject to regulatory review. Agency closed.
CD	FDEG	Clearance delay	CD	Clearance delay	R0153	In clearance process.
CD	FDEG	Clearance delay	CD	Clearance delay	R0154	N/A
CD	FDEG	Clearance delay	CD	Clearance delay	R0155	N/A
CD	FDEG	Clearance delay	CD	Clearance delay	R0156	Wood packing material for international trade must possess internationally recognized stamp/brand attesting to its approved phytosanitary status.





## Track Service Scan Codes

Scan Event Code	Carrier Code	Scan Event Message	Package Status Code	Package Status Message	Package Exception Scan Code	Package Exception Scan Message
CD	FDEG	Clearance delay	CD	Clearance delay	R0157	Military Declaration is required.
CD	FDEG	Clearance delay	CD	Clearance delay	R0158	N/A
CD	FDEG	Clearance delay	CD	Clearance delay	R0159	In clearance process.
CD	FDEG	Clearance delay	CD	Clearance delay	R0160	A completed Tax Exception Form is required.
CD	FDEG	Clearance delay	CD	Clearance delay	R0161	N/A
CD	FDEG	Clearance delay	CD	Clearance delay	R0162	Paperwork is subject to regulatory review.
CD	FDEG	Clearance delay	CD	Clearance delay	R0163	Goods are subject to regulatory review.
CD	FDEG	Clearance delay	CD	Clearance delay	R0164	Goods are subject to regulatory review.
CD	FDEG	Clearance delay	CD	Clearance delay	R0165	N/A
CD	FDEG	Clearance delay	CD	Clearance delay	R0166	In clearance process.
CD	FDEG	Clearance delay	CD	Clearance delay	R0167	N/A
CD	FX	Clearance delay	CD	Clearance delay	55	In clearance process.
CD	FX	Clearance delay	CD	Clearance delay		N/A

Scan Event Code	Carrier Code	Scan Event Message	Package Status Code	Package Status Message	Package Exception Scan Code	Package Exception Scan Message
CD	FX	Clearance delay	CD	Clearance delay		N/A
CD	FX	Clearance delay	CD	Clearance delay	R0000	In clearance process.
CD	FX	Clearance delay	CD	Clearance delay	R0001	Additional paperwork or information is required from importer.
CD	FX	Clearance delay	CD	Clearance delay	R0002	Additional paperwork is required from shipper.
CD	FX	Clearance delay	CD	Clearance delay	R0003	In clearance process.
CD	FX	Clearance delay	CD	Clearance delay	R0004	Goods are subject to regulatory review.
CD	FX	Clearance delay	CD	Clearance delay	R0005	N/A
CD	FX	Clearance delay	CD	Clearance delay	R0006	N/A
CD	FX	Clearance delay	CD	Clearance delay	R0007	In clearance process.
CD	FX	Clearance delay	CD	Clearance delay	R0008	In clearance process.
CD	FX	Clearance delay	CD	Clearance delay	R0009	N/A
CD	FX	Clearance delay	CD	Clearance delay	R0010	N/A
CD	FX	Clearance delay	CD	Clearance delay	R0011	N/A
CD	FX	Clearance delay	CD	Clearance delay	R0012	N/A



## Track Service Scan Codes

Scan Event Code	Carrier Code	Scan Event Message	Package Status Code	Package Status Message	Package Exception Scan Code	Package Exception Scan Message
CD	FX	Clearance delay	CD	Clearance delay	R0013	N/A
CD	FX	Clearance delay	CD	Clearance delay	R0014	In clearance process.
CD	FX	Clearance delay	CD	Clearance delay	R0015	In clearance process.
CD	FX	Clearance delay	CD	Clearance delay	R0016	N/A
CD	FX	Clearance delay	CD	Clearance delay	R0017	Shipment being returned to shipper.
CD	FX	Clearance delay	CD	Clearance delay	R0018	Processing duties and taxes payment.
CD	FX	Clearance delay	CD	Clearance delay	R0019	Goods are subject to regulatory review.
CD	FX	Clearance delay	CD	Clearance delay	R0020	N/A
CD	FX	Clearance delay	CD	Clearance delay	R0021	Shipment requires a certificate of origin from the Chamber of Commerce at the origin location. Certificate must include origin of goods (country of manufacture).
CD	FX	Clearance delay	CD	Clearance delay	R0022	N/A
CD	FX	Clearance delay	CD	Clearance delay	R0023	N/A

Scan Event Code	Carrier Code	Scan Event Message	Package Status Code	Package Status Message	Package Exception Scan Code	Package Exception Scan Message
CD	FX	Clearance delay	CD	Clearance delay	R0024	The gender for which the shipment's contents are made must be specified. For example: Men, Women, Children, Unisex.
CD	FX	Clearance delay	CD	Clearance delay	R0025	Shipment requires a Commercial Invoice.
CD	FX	Clearance delay	CD	Clearance delay	R0026	Commercial Invoice is incomplete.
CD	FX	Clearance delay	CD	Clearance delay	R0027	Documentation illegible. Shipment requires a complete Commercial Invoice.
CD	FX	Clearance delay	CD	Clearance delay	R0028	N/A
CD	FX	Clearance delay	CD	Clearance delay	R0029	Shipment requires additional paperwork.
CD	FX	Clearance delay	CD	Clearance delay	R0030	Shipment requires a Multiple Country Declaration.



## Track Service Scan Codes

Scan Event Code	Carrier Code	Scan Event Message	Package Status Code	Package Status Message	Package Exception Scan Code	Package Exception Scan Message
CD	FX	Clearance delay	CD	Clearance delay	R0031	Goods are not labeled properly to meet marking requirements
CD	FX	Clearance delay	CD	Clearance delay	R0032	Goods are not properly marked as a sample.
CD	FX	Clearance delay	CD	Clearance delay	R0033	Goods are not properly mutilated for clearance.
CD	FX	Clearance delay	CD	Clearance delay	R0034	N/A
CD	FX	Clearance delay	CD	Clearance delay	R0035	Shipment requires documentation supporting preferential duty and tax treatment.
CD	FX	Clearance delay	CD	Clearance delay	R0036	N/A
CD	FX	Clearance delay	CD	Clearance delay	R0037	Importer has refused to accept the shipment.
CD	FX	Clearance delay	CD	Clearance delay	R0038	Documentation missing. A statement verifying origin of shipment, and a statement specifying cost(s) of repair/

Scan Event Code	Carrier Code	Scan Event Message	Package Status Code	Package Status Message	Package Exception Scan Code	Package Exception Scan Message
						alteration of items on the commercial invoice are required.
CD	FX	Clearance delay	CD	Clearance delay	R0039	N/A
CD	FX	Clearance delay	CD	Clearance delay	R0040	A specialized form/statement from the shipper is required.
CD	FX	Clearance delay	CD	Clearance delay	R0041	N/A
CD	FX	Clearance delay	CD	Clearance delay	R0042	A Country of Origin declaration is required.
CD	FX	Clearance delay	CD	Clearance delay	R0043	A detailed commodity breakdown with itemized description and values is required.
CD	FX	Clearance delay	CD	Clearance delay	R0044	Shipment documentation indicates value discrepancy. Correct value of shipment is required.
CD	FX	Clearance delay	CD	Clearance delay	R0045	The value of goods for each item on the Commercial



# Track Service Scan Codes

Scan Event Code	Carrier Code	Scan Event Message	Package Status Code	Package Status Message	Package Exception Scan Code	Package Exception Scan Message
						Invoice is required for clearance.
CD	FX	Clearance delay	CD	Clearance delay	R0046	Shipment requires a Value Declaration for clearance.
CD	FX	Clearance delay	CD	Clearance delay	R0047	A confirmation of the value of goods is required.
CD	FX	Clearance delay	CD	Clearance delay	R0048	Confirmation of currency is required.
CD	FX	Clearance delay	CD	Clearance delay	R0049	A verification of the country of manufacture is required.
CD	FX	Clearance delay	CD	Clearance delay	R0050	The original visa/export license from the origin country is required.
CD	FX	Clearance delay	CD	Clearance delay	R0051	Shipment is awaiting customs approval for transit documentation or in process of being transferred to another location.

Scan Event Code	Carrier Code	Scan Event Message	Package Status Code	Package Status Message	Package Exception Scan Code	Package Exception Scan Message
CD	FX	Clearance delay	CD	Clearance delay	R0052	A certificate/ permit confirming goods are compliant with local regulations is required.
CD	FX	Clearance delay	CD	Clearance delay	R0053	In clearance process, please call for information.
CD	FX	Clearance delay	CD	Clearance delay	R0054	Authorization for use of importer's deferment account is required.
CD	FX	Clearance delay	CD	Clearance delay	R0055	Clearance instructions from the importer are required.
CD	FX	Clearance delay	CD	Clearance delay	R0056	Shipment requires importer's registration/ identification number for clearance. (Examples include EIN, SSN, VAT, GST, RFC, and so on.)
CD	FX	Clearance delay	CD	Clearance delay	R0057	The original importer permit/



# Track Service Scan Codes

Scan Event Code	Carrier Code	Scan Event Message	Package Status Code	Package Status Message	Package Exception Scan Code	Package Exception Scan Message
						license issued for this specific shipment is required for clearance.
CD	FX	Clearance delay	CD	Clearance delay	R0058	A written statement indicating the end use of goods or reason of importation is required.
CD	FX	Clearance delay	CD	Clearance delay	R0059	Import license or permit is required for clearance.
CD	FX	Clearance delay	CD	Clearance delay	R0060	N/A
CD	FX	Clearance delay	CD	Clearance delay	R0061	NOM Letter (carta de no comercializacion) is required.
CD	FX	Clearance delay	CD	Clearance delay	R0062	A Personal Effects form or self-clearance is required.
CD	FX	Clearance delay	CD	Clearance delay	R0063	A Power of Attorney (POA) or form letter, authorizing FedEx/Broker to clear the shipment on behalf of the

Scan Event Code	Carrier Code	Scan Event Message	Package Status Code	Package Status Message	Package Exception Scan Code	Package Exception Scan Message
						importer, is required for clearance.
CD	FX	Clearance delay	CD	Clearance delay	R0064	A Quarantine Permit is required
CD	FX	Clearance delay	CD	Clearance delay	R0065	N/A
CD	FX	Clearance delay	CD	Clearance delay	R0066	A specialized form/statement is required for clearance from recipient.
CD	FX	Clearance delay	CD	Clearance delay	R0067	Goods are subject to regulatory review.
CD	FX	Clearance delay	CD	Clearance delay	R0068	A description of goods is required.
CD	FX	Clearance delay	CD	Clearance delay	R0069	A duty free declaration is required.
CD	FX	Clearance delay	CD	Clearance delay	R0070	N/A
CD	FX	Clearance delay	CD	Clearance delay	R0071	N/A
CD	FX	Clearance delay	CD	Clearance delay	R0072	A more accurate description of goods for commodity classification is required for clearance.



## Track Service Scan Codes

Scan Event Code	Carrier Code	Scan Event Message	Package Status Code	Package Status Message	Package Exception Scan Code	Package Exception Scan Message
CD	FX	Clearance delay	CD	Clearance delay	R0073	Itemized breakdown of material/fabric contents is required.
CD	FX	Clearance delay	CD	Clearance delay	R0074	Detailed broker information is required.
CD	FX	Clearance delay	CD	Clearance delay	R0075	Proof of Export documentation required for shipment to obtain duty relief upon clearance.
CD	FX	Clearance delay	CD	Clearance delay	R0076	Original export documents required on repaired goods.
CD	FX	Clearance delay	CD	Clearance delay	R0077	Temporary Importation Bond is required.
CD	FX	Clearance delay	CD	Clearance delay	R0078	Documents must be translated into the local language for goods to be classified and shipment to be cleared.
CD	FX	Clearance delay	CD	Clearance delay	R0079	N/A

Scan Event Code	Carrier Code	Scan Event Message	Package Status Code	Package Status Message	Package Exception Scan Code	Package Exception Scan Message
CD	FX	Clearance delay	CD	Clearance delay	R0080	N/A
CD	FX	Clearance delay	CD	Clearance delay	R0081	Recipient business is not open.
CD	FX	Clearance delay	CD	Clearance delay	R0082	N/A
CD	FX	Clearance delay	CD	Clearance delay	R0083	A signed affidavit or a support document is required to return this shipment to the country of origin.
CD	FX	Clearance delay	CD	Clearance delay	R0084	Customer has requested non-express clearance.
CD	FX	Clearance delay	CD	Clearance delay	R0085	Goods are subject to regulatory review.
CD	FX	Clearance delay	CD	Clearance delay	R0086	N/A
CD	FX	Clearance delay	CD	Clearance delay	R0087	N/A
CD	FX	Clearance delay	CD	Clearance delay	R0088	N/A
CD	FX	Clearance delay	CD	Clearance delay	R0089	In clearance process.
CD	FX	Clearance delay	CD	Clearance delay	R0090	N/A
CD	FX	Clearance delay	CD	Clearance delay	R0091	The commercial invoice did not



# Track Service Scan Codes

Scan Event Code	Carrier Code	Scan Event Message	Package Status Code	Package Status Message	Package Exception Scan Code	Package Exception Scan Message
						state the market value of the commodity after the repairs or alterations
CD	FX	Clearance delay	CD	Clearance delay	R0092	N/A
CD	FX	Clearance delay	CD	Clearance delay	R0093	N/A
CD	FX	Clearance delay	CD	Clearance delay	R0094	A declaration is required on items listed as repaired or altered.
CD	FX	Clearance delay	CD	Clearance delay	R0095	Documentation or information missing.
CD	FX	Clearance delay	CD	Clearance delay	R0096	A certificate issued by the State General Administration of the Peoples Republic of China for quality Supervision and Inspection and Quarantine stating that the solid wood packing material was heat-treated, fumigated, or treated with preservatives

Scan Event Code	Carrier Code	Scan Event Message	Package Status Code	Package Status Message	Package Exception Scan Code	Package Exception Scan Message
						prior to leaving China.
CD	FX	Clearance delay	CD	Clearance delay	R0097	N/A
CD	FX	Clearance delay	CD	Clearance delay	R0098	N/A
CD	FX	Clearance delay	CD	Clearance delay	R0099	N/A
CD	FX	Clearance delay	CD	Clearance delay	R0100	The original visa/export license from the origin country is incomplete or illegible.
CD	FX	Clearance delay	CD	Clearance delay	R0101	N/A
CD	FX	Clearance delay	CD	Clearance delay	R0102	Unknown status: Non-FedEx broker.
CD	FX	Clearance delay	CD	Clearance delay	R0103	The original visa/export license from the origin country is not with the shipment.
CD	FX	Clearance delay	CD	Clearance delay	R0104	The original visa/export license from the origin country is not with the shipment. A copy cannot be used for clearance.
CD	FX	Clearance delay	CD	Clearance delay	R0105	N/A



# Track Service Scan Codes

Scan Event Code	Carrier Code	Scan Event Message	Package Status Code	Package Status Message	Package Exception Scan Code	Package Exception Scan Message
CD	FX	Clearance delay	CD	Clearance delay	R0106	Importer needs to provide tariff number.
CD	FX	Clearance delay	CD	Clearance delay	R0107	N/A
CD	FX	Clearance delay	CD	Clearance delay	R0108	Additional documentation is required for clearance.
CD	FX	Clearance delay	CD	Clearance delay	R0109	N/A
CD	FX	Clearance delay	CD	Clearance delay	R0110	N/A
CD	FX	Clearance delay	CD	Clearance delay	R0111	Contents may not be marked or labeled appropriately.
CD	FX	Clearance delay	CD	Clearance delay	R0112	N/A
CD	FX	Clearance delay	CD	Clearance delay	R0113	N/A
CD	FX	Clearance delay	CD	Clearance delay	R0114	Proof of origin required for shipments re-imported to country of origin.
CD	FX	Clearance delay	CD	Clearance delay	R0115	A description of goods is required.
CD	FX	Clearance delay	CD	Clearance delay	R0116	N/A
CD	FX	Clearance delay	CD	Clearance delay	R0117	Original invoice with company logo and/or original

Scan Event Code	Carrier Code	Scan Event Message	Package Status Code	Package Status Message	Package Exception Scan Code	Package Exception Scan Message
						signature is required for clearance.
CD	FX	Clearance delay	CD	Clearance delay	R0118	N/A
CD	FX	Clearance delay	CD	Clearance delay	R0119	The cost of the repair, alteration, warranty for the item(s) on the Commercial Invoice is needed for classification. Market value of the items may also be required.
CD	FX	Clearance delay	CD	Clearance delay	R0120	In Clearance Process.
CD	FX	Clearance delay	CD	Clearance delay	R0121	N/A
CD	FX	Clearance delay	CD	Clearance delay	R0122	A shipment that is missing a signature or title on any form other than a Commercial Invoice.
CD	FX	Clearance delay	CD	Clearance delay	R0123	A statement is required from the shipper to appear on the Commercial Invoice attesting to the non-





## Track Service Scan Codes

Scan Event Code	Carrier Code	Scan Event Message	Package Status Code	Package Status Message	Package Exception Scan Code	Package Exception Scan Message
						toxicity of the goods shipped.
CD	FX	Clearance delay	CD	Clearance delay	R0124	Part number not provided in customer's database.
CD	FX	Clearance delay	CD	Clearance delay	R0125	N/A
CD	FX	Clearance delay	CD	Clearance delay	R0126	This entry must be presented at the Customs Port Office.
CD	FX	Clearance delay	CD	Clearance delay	R0127	Quantity of goods shipped is required on the Commercial Invoice.
CD	FX	Clearance delay	CD	Clearance delay	R0128	Length and/or width are required on the Commercial Invoice.
CD	FX	Clearance delay	CD	Clearance delay	R0129	N/A
CD	FX	Clearance delay	CD	Clearance delay	R0130	Assembler's declaration needed to indicate the costs of the local country parts used to assemble foreign-made goods

Scan Event Code	Carrier Code	Scan Event Message	Package Status Code	Package Status Message	Package Exception Scan Code	Package Exception Scan Message
CD	FX	Clearance delay	CD	Clearance delay	R0131	N/A
CD	FX	Clearance delay	CD	Clearance delay	R0132	N/A
CD	FX	Clearance delay	CD	Clearance delay	R0133	A non-FedEx systems outage has delayed release.
CD	FX	Clearance delay	CD	Clearance delay	R0134	A FedEx Systems Outage has delayed release.
CD	FX	Clearance delay	CD	Clearance delay	R0135	N/A
CD	FX	Clearance delay	CD	Clearance delay	R0136	In clearance process.
CD	FX	Clearance delay	CD	Clearance delay	R0137	In clearance process.
CD	FX	Clearance delay	CD	Clearance delay	R0138	In clearance process.
CD	FX	Clearance delay	CD	Clearance delay	R0139	In clearance process.
CD	FX	Clearance delay	CD	Clearance delay	R0140	In clearance process.
CD	FX	Clearance delay	CD	Clearance delay	R0141	Itemized breakdown of product composition required.
CD	FX	Clearance delay	CD	Clearance delay	R0142	Description provided is insufficient to



## Track Service Scan Codes

Scan Event Code	Carrier Code	Scan Event Message	Package Status Code	Package Status Message	Package Exception Scan Code	Package Exception Scan Message
						classify commodity.
CD	FX	Clearance delay	CD	Clearance delay	R0143	N/A
CD	FX	Clearance delay	CD	Clearance delay	R0144	N/A
CD	FX	Clearance delay	CD	Clearance delay	R0145	N/A
CD	FX	Clearance delay	CD	Clearance delay	R0146	All pieces have not arrived at clearance port together.
CD	FX	Clearance delay	CD	Clearance delay	R0147	N/A
CD	FX	Clearance delay	CD	Clearance delay	R0148	N/A
CD	FX	Clearance delay	CD	Clearance delay	R0149	N/A
CD	FX	Clearance delay	CD	Clearance delay	R0150	The visa was not transmitted electronically.
CD	FX	Clearance delay	CD	Clearance delay	R0151	N/A
CD	FX	Clearance delay	CD	Clearance delay	R0152	Goods are subject to regulatory review. Agency closed.
CD	FX	Clearance delay	CD	Clearance delay	R0153	In clearance process.
CD	FX	Clearance delay	CD	Clearance delay	R0154	N/A
CD	FX	Clearance delay	CD	Clearance delay	R0155	N/A
CD	FX	Clearance delay	CD	Clearance delay	R0156	Wood packing material for international

Scan Event Code	Carrier Code	Scan Event Message	Package Status Code	Package Status Message	Package Exception Scan Code	Package Exception Scan Message
						trade must possess internationally recognized stamp/brand attesting to its approved phytosanitary status.
CD	FX	Clearance delay	CD	Clearance delay	R0157	Military Declaration is required.
CD	FX	Clearance delay	CD	Clearance delay	R0158	N/A
CD	FX	Clearance delay	CD	Clearance delay	R0159	In clearance process.
CD	FX	Clearance delay	CD	Clearance delay	R0160	A completed Tax Exception Form is required.
CD	FX	Clearance delay	CD	Clearance delay	R0161	The shipment needs to go through a formal clearance process and is therefore delayed.
CD	FX	Clearance delay	CD	Clearance delay	R0162	In clearance process.
CD	FX	Clearance delay	CD	Clearance delay	R0163	Goods are subject to regulatory review.



# Track Service Scan Codes

Scan Event Code	Carrier Code	Scan Event Message	Package Status Code	Package Status Message	Package Exception Scan Code	Package Exception Scan Message
CD	FX	Clearance delay	CD	Clearance delay	R0164	In clearance process.
CD	FX	Clearance delay	CD	Clearance delay	R0165	In clearance process.
CD	FX	Clearance delay	CD	Clearance delay	R0166	In clearance process.
CD	FX	Clearance delay	CD	Clearance delay	R0167	N/A
CD	FX	Clearance delay	CD	Clearance delay	R0168	Importer/Consignee supplied CI has not been received.
CD	FX	Clearance delay	CD	Clearance delay	R0169	Manufacturer name and address or manufacturer identification code (MID) for each commodity required.
CH	FDCC	Location changed	CH	Location changed	LOCCHANGE	N/A
CP	FX	Clearance in progress	CP	Clearance in progress	55	N/A
CP	FX	Clearance in progress	CP	Clearance in progress	63	N/A
CP	FXSP	Pre-clearance delay	CP	Pre-clearance delay	N/A	N/A
DE DD	FDCC	Delivery Delay	DE DD	Enroute to delivery/delayed	A1	Mechanical

Scan Event Code	Carrier Code	Scan Event Message	Package Status Code	Package Status Message	Package Exception Scan Code	Package Exception Scan Message
DE DD	FDCC	Delivery Delay	DE DD	Enroute to delivery/delayed	AA	Driver delay
DE DD	FDCC	Delivery Delay	DE DD	Enroute to delivery/delayed	A3	Accident
DE DD	FDCC	Delivery Delay	DE DD	Enroute to delivery/delayed	C2	Paperwork modification required
DE DD	FDCC	Delivery Delay	DE DD	Enroute to delivery/delayed	C4	Waiting to unload
DE DD	FDCC	Delivery Delay	DE DD	Enroute to delivery/delayed	C5	Customer requested time change
DE DD	FDCC	Delivery Delay	DE DD	Enroute to delivery/delayed	R2	Shipment specifics changed by customer
DE DD	FDCC	Delivery Delay	DE DD	Enroute to delivery/delayed	RA	Air traffic control delay
DE DD	FDCC	Delivery Delay	DE DD	Enroute to delivery/delayed	RL	Aircraft loading delay
DE DD	FDCC	Delivery Delay	DE DD	Enroute to delivery/delayed	RM	Aircraft mechanical
DE DD	FDCC	Delivery Delay	DE DD	Enroute to delivery/delayed	RU	Aircraft unloading delay
DE DD	FDCC	Delivery Delay	DE DD	Enroute to delivery/delayed	SA	Service delay



## Track Service Scan Codes

Scan Event Code	Carrier Code	Scan Event Message	Package Status Code	Package Status Message	Package Exception Scan Code	Package Exception Scan Message
DE DD	FDCC	Delivery Delay	DE DD	Enroute to delivery/delayed	U1	Origin weather
DE DD	FDCC	Delivery Delay	DE DD	Enroute to delivery/delayed	U2	Destination weather
DE DD	FDCC	Delivery Delay	DE DD	Enroute to delivery/delayed	U3	Road hazard
DE DD	FDCC	Delivery Delay	DE DD	Enroute to delivery/delayed	U4	Restricted travel permit delay
DE DD	FDCC	Delivery Delay	DE DD	Enroute to delivery/delayed	U5	Border delay
DE DD	FDCC	Delivery Delay	DE DD	Enroute to delivery/delayed	U7	Road construction delay
DE	FDCC	Delivery exception	DE	Delivery exception	ALSHRT	All short in transit
DE	FDCC	Delivery exception	DE	Delivery exception	APPT	Appointment Date <> and Time <> Set
DE	FDCC	Delivery exception	DE	Delivery exception	BADADDR	Refused - Incorrect address provided
DE	FDCC	Delivery exception	DE	Delivery exception	BADPO	Refused - Invalid or missing purchase order number
DE	FDCC	Delivery exception	DE	Delivery exception	CLSTDAY	Delivery Attempted - Consignee closed

Scan Event Code	Carrier Code	Scan Event Message	Package Status Code	Package Status Message	Package Exception Scan Code	Package Exception Scan Message
DE	FDCC	Delivery exception	DE	Delivery exception	CNLADDR	Delivery Attempted - Consignee address could not be located
DE	FDCC	Delivery exception	DE	Delivery exception	CNOTPAY	No payment available at time of delivery
DE	FDCC	Delivery exception	DE	Delivery exception	CRHOLD	Credit hold
DE	FDCC	Delivery exception	DE	Delivery exception	DAMAGE	Refused - Damaged on delivery
DE	FDCC	Delivery exception	DE	Delivery exception	DNORDER	Refused - Consignee did not order the freight
DE	FDCC	Delivery exception	DE	Delivery exception	DRFTER	Driver failed to enter reason
DE	FDCC	Delivery exception	DE	Delivery exception	DUPSHIP	Refused - Duplicate shipment
DE	FDCC	Delivery exception	DE	Delivery exception	DTEND	Attempted to contact consignee
DE	FDCC	Delivery exception	DE	Delivery exception	EQUIP	Require special equipment
DE	FDCC	Delivery exception	DE	Delivery exception	FRTRMIC	Refused - Consignee disputes freight charges or items



# Track Service Scan Codes

Scan Event Code	Carrier Code	Scan Event Message	Package Status Code	Package Status Message	Package Exception Scan Code	Package Exception Scan Message
DE	FDCC	Delivery exception	DE	Delivery exception	HLDAY	Consignee closed for holiday
DE	FDCC	Delivery exception	DE	Delivery exception	INVEN	Consignee closed for inventory
DE	FDCC	Delivery exception	DE	Delivery exception	NEEDAPT	Delivery attempted - Appointment was required
DE	FDCC	Delivery exception	DE	Delivery exception	NOCHKAV	No payment available at time of delivery
DE	FDCC	Delivery exception	DE	Delivery exception	NODSDD	Delivery attempted - No dock space/ driver delayed
DE	FDCC	Delivery exception	DE	Delivery exception	NOPACKL	Refused - Missing packing list
DE	FDCC	Delivery exception	DE	Delivery exception	NOPONBR	Refused - Invalid or missing purchase order number
DE	FDCC	Delivery exception	DE	Delivery exception	NOREC	Consignee closed
DE	FDCC	Delivery exception	DE	Delivery exception	NORTNAT	Refused - No return authorizations

Scan Event Code	Carrier Code	Scan Event Message	Package Status Code	Package Status Message	Package Exception Scan Code	Package Exception Scan Message
DE	FDCC	Delivery exception	DE	Delivery exception	ONHND	On hand. Awaiting further instructions
DE	FDCC	Delivery exception	DE	Delivery exception	ORDERCN	Refused - Consignee cancelled the order
DE	FDCC	Delivery exception	DE	Delivery exception	PERMAPT	Delivery Attempted - Permanent appointment is required
DE	FDCC	Delivery exception	DE	Delivery exception	REARLOD	Delivery Attempted - Rear load
DE	FDCC	Delivery exception	DE	Delivery exception	RECCLBN	Delivery Attempted - Consignee closed today (before 5pm local)
DE	FDCC	Delivery exception	DE	Delivery exception	REDLVY	Refused – Consignee cannot receive on delivery date
DE	FDCC	Delivery exception	DE	Delivery exception	SHIPTS	Refused – Shipped too soon
DE	FDCC	Delivery exception	DE	Delivery exception	SHIPTL	Refused – Shipped too late
DE	FDCC	Delivery exception	DE	Delivery exception	SHORTDL	Refused - Short on delivery



## Track Service Scan Codes

Scan Event Code	Carrier Code	Scan Event Message	Package Status Code	Package Status Message	Package Exception Scan Code	Package Exception Scan Message
DE	FDCC	Delivery exception	DE	Delivery exception	WRNGPRD	Refused – Wrong product shipped
DE	FDCC	Delivery exception	DE	Delivery exception	DMGE	Damaged < >
DE	FDCC	Delivery exception	DE	Delivery exception	LTDACC	Limited access locations
DE	FDCC	Delivery exception	DE	Delivery exception	OVER	Over < >
DE	FDCC	Delivery exception	DE	Delivery exception	SHORT	Shortage < >
DE	FDCC	Delivery exception	DE	Delivery exception	OSDCL	Over, short, damaged cleared
DE	FDEG	Delivery exception	DE	Delivery exception	001	Recipient location security delay. Delivery will be re-attempted.
DE	FDEG	Delivery exception	DE	Delivery exception	002	Incorrect address
DE	FDEG	Delivery exception	DE	Delivery exception	002A	Incorrect address – Zip/Postal code
DE	FDEG	Delivery exception	DE	Delivery exception	002B	Incorrect address - Street name
DE	FDEG	Delivery exception	DE	Delivery exception	002C	Incorrect address – Street number

Scan Event Code	Carrier Code	Scan Event Message	Package Status Code	Package Status Message	Package Exception Scan Code	Package Exception Scan Message
DE	FDEG	Delivery exception	DE	Delivery exception	002D	Incorrect address – Apartment/Suite number
DE	FDEG	Delivery exception	DE	Delivery exception	002E	Incorrect address – Recipient moved
DE	FDEG	Delivery exception	DE	Delivery exception	003	Unable to locate address
DE	FDEG	Delivery exception	DE	Delivery exception	003A	Unable to locate address – Business or house
DE	FDEG	Delivery exception	DE	Delivery exception	003B	Unable to locate address – Street name
DE	FDEG	Delivery exception	DE	Delivery exception	003C	Unable to locate address – Street number
DE	FDEG	Delivery exception	DE	Delivery exception	003D	Unable to locate address – Apartment/Suite number
DE	FDEG	Delivery exception	DE	Delivery exception	004	Customer not available or business closed
DE	FDEG	Delivery exception	DE	Delivery exception	004A	Customer not available or business closed – Adult signature required



# Track Service Scan Codes


Scan Event Code	Carrier Code	Scan Event Message	Package Status Code	Package Status Message	Package Exception Scan Code	Package Exception Scan Message
DE	FDEG	Delivery exception	DE	Delivery exception	006	Refused by recipient
DE	FDEG	Delivery exception	DE	Delivery exception	006A	Refused by recipient – Order canceled
DE	FDEG	Delivery exception	DE	Delivery exception	006B	Refused by recipient – Duplicated order
DE	FDEG	Delivery exception	DE	Delivery exception	006C	Refused by recipient – Late delivery
DE	FDEG	Delivery exception	DE	Delivery exception	006D	Refused by recipient – Package damaged
DE	FDEG	Delivery exception	DE	Delivery exception	006E	Refused by recipient – Not ordered
DE	FDEG	Delivery exception	DE	Delivery exception	006F	Refused by recipient – Order incorrect
DE	FDEG	Delivery exception	DE	Delivery exception	007	Customer not available or business closed
DE	FDEG	Delivery exception	DE	Delivery exception	007A	Customer not available or business closed – Adult signature required

Scan Event Code	Carrier Code	Scan Event Message	Package Status Code	Package Status Message	Package Exception Scan Code	Package Exception Scan Message
DE	FDEG	Delivery exception	DE	Delivery exception	010	Returned to facility for inspection
DE	FDEG	Delivery exception	DE	Delivery exception	011	Customer not available or business closed
DE	FDEG	Delivery exception	DE	Delivery exception	012	Delivery delayed, scheduled for next business day
DE	FDEG	Delivery exception	DE	Delivery exception	017	Rerouted to correct delivery address
DE	FDEG	Delivery exception	DE	Delivery exception	019	Delivered to address other than recipient
DE	FDEG	Delivery exception	DE	Delivery exception	022	Package held for COD information
DE	FDEG	Delivery exception	DE	Delivery exception	024	Payment or package not ready
DE	FDEG	Delivery exception	DE	Delivery exception	025	Tendered to authorized agent for final delivery
DE	FDEG	Delivery exception	DE	Delivery exception	027	No attempt made, delivery scheduled for next business day



## Track Service Scan Codes

Scan Event Code	Carrier Code	Scan Event Message	Package Status Code	Package Status Message	Package Exception Scan Code	Package Exception Scan Message
DE	FDEG	Delivery exception	DE	Delivery exception	028	Tendered to authorized agent for final delivery
DE	FDEG	Delivery exception	DE	Delivery exception	034	Future delivery requested
DE	FDEG	Delivery exception	DE	Delivery exception	035	Awaiting additional delivery information from recipient
DE	FDEG	Delivery exception	DE	Delivery exception	036	Local delivery restriction, delivery not attempted
DE	FDEG	Delivery exception	DE	Delivery exception	037	No attempt made, delivery scheduled for next business day
DE	FDEG	Delivery exception	DE	Delivery exception	039	Damaged, handling per shipper instructions
DE	FDEG	Delivery exception	DE	Delivery exception	057	Local weather delay, delivery not attempted
DE	FDEG	Delivery exception	DE	Delivery exception	058	Local delivery restriction, delivery not attempted

Scan Event Code	Carrier Code	Scan Event Message	Package Status Code	Package Status Message	Package Exception Scan Code	Package Exception Scan Message
DE	FDEG	Delivery exception	DE	Delivery exception	059	Customer not available or business closed
DE	FDEG	Delivery exception	DE	Delivery exception	082	Local weather delay - Delivery not attempted
DE	FDEG	Delivery exception	DE	Delivery exception	083	Local delivery restriction - Delivery not attempted
DE	FDEG	Delivery exception	DE	Delivery exception	A13	Redirecting to 
DE	FDEG	Delivery exception	DE	Delivery exception	A14	Unable to hold at FedEx facility for recipient pickup
DE	FDEG	Delivery exception	DE	Delivery exception	A15	Unable to hold at FedEx facility for recipient pickup
DE	FDEG	Delivery exception	DE	Delivery exception	A16	Unable to hold at FedEx facility for recipient pickup
DE	FDEG	Delivery exception	DE	Delivery exception	A17	Unable to hold at FedEx facility for recipient pickup
DE	FDEG	Delivery exception	DE	Delivery exception	A18	Unable to hold at FedEx facility for recipient pickup





## Track Service Scan Codes

Scan Event Code	Carrier Code	Scan Event Message	Package Status Code	Package Status Message	Package Exception Scan Code	Package Exception Scan Message
DE	FDEG	Delivery exception	DE	Delivery exception	A19	Unable to hold at FedEx facility for recipient pickup
DE	FDEG	Delivery exception	DE	Delivery exception	A20	Unable to hold at FedEx facility for recipient pickup
DE	FDEG	Delivery exception	DE	Delivery exception	A21	Unable to hold at FedEx facility for recipient pickup
DE	FDEG	Delivery exception	DE	Delivery exception	A22	Unable to hold at FedEx facility for recipient pickup
DE	FDEG	Delivery exception	DE	Delivery exception	A23	Redirecting shipment per customer request
DE	FDEG	Delivery exception	DE	Delivery exception	A25	Unable to hold at FedEx facility for recipient pickup
DE	FDEG	Delivery exception	DE	Delivery exception	A26	Unable to hold at FedEx facility for recipient pickup
DE	FDEG	Delivery exception	DE	Delivery exception	A27	Unable to hold at FedEx facility for recipient pickup

Scan Event Code	Carrier Code	Scan Event Message	Package Status Code	Package Status Message	Package Exception Scan Code	Package Exception Scan Message
DE	FDEG	Delivery exception	DE	Delivery exception	A29	Unable to hold at FedEx facility for recipient pickup
DE	FDFR	Delivery exception	DE	Delivery exception	ALSHRT	All short in transit
DE	FDFR	Delivery exception	DE	Delivery exception	APPT	Appointment Date <> and Time <> Set
DE	FDFR	Delivery exception	DE	Delivery exception	BADADDR	Refused – Incorrect address provided
DE	FDFR	Delivery exception	DE	Delivery exception	BADPO	Refused – Invalid or missing purchase order number
DE	FDFR	Delivery exception	DE	Delivery exception	CLSTDAY	Delivery Attempted – Consignee closed
DE	FDFR	Delivery exception	DE	Delivery exception	CNLADDR	Delivery attempted – consignee address could not be located
DE	FDFR	Delivery exception	DE	Delivery exception	CNOTPAY	No payment available at time of delivery
DE	FDFR	Delivery exception	DE	Delivery exception	CRHOLD	Credit hold



## Track Service Scan Codes

Scan Event Code	Carrier Code	Scan Event Message	Package Status Code	Package Status Message	Package Exception Scan Code	Package Exception Scan Message
DE	FDFR	Delivery exception	DE	Delivery exception	DAMAGE	Refused – Damaged on delivery
DE	FDFR	Delivery exception	DE	Delivery exception	DNORDER	Refused – Consignee did not order the freight
DE	FDFR	Delivery exception	DE	Delivery exception	DRFTER	Driver failed to enter reason
DE	FDFR	Delivery exception	DE	Delivery exception	DUPSHIP	Refused – Duplicate shipment
DE	FDFR	Delivery exception	DE	Delivery exception	DTEND	Attempted to contact consignee
DE	FDFR	Delivery exception	DE	Delivery exception	EQUIP	Require special equipment
DE	FDFR	Delivery exception	DE	Delivery exception	FRTRMIC	Refused – Consignee disputes freight charges or terms
DE	FDFR	Delivery exception	DE	Delivery exception	HLDAY	Consignee closed for holiday
DE	FDFR	Delivery exception	DE	Delivery exception	INVEN	Consignee closed for inventory
DE	FDFR	Delivery exception	DE	Delivery exception	NEEDAPT	Delivery attempted – Appointment was required

Scan Event Code	Carrier Code	Scan Event Message	Package Status Code	Package Status Message	Package Exception Scan Code	Package Exception Scan Message
DE	FDFR	Delivery exception	DE	Delivery exception	NOCHKAV	No payment available at time of delivery
DE	FDFR	Delivery exception	DE	Delivery exception	NODSDD	Delivery attempted – No dock space/ driver delayed
DE	FDFR	Delivery exception	DE	Delivery exception	NOPACKL	Refused – Missing packing list
DE	FDFR	Delivery exception	DE	Delivery exception	NOPONBR	Refused – Invalid or missing purchase order number
DE	FDFR	Delivery exception	DE	Delivery exception	NOREC	Consignee closed
DE	FDFR	Delivery exception	DE	Delivery exception	NORTNAT	Refused – No return authorization
DE	FDFR	Delivery exception	DE	Delivery exception	ONHND	On hand. Awaiting further instructions
DE	FDFR	Delivery exception	DE	Delivery exception	ORDERCN	Refused – Consignee cancelled the order
DE	FDFR	Delivery exception	DE	Delivery exception	PERMAPT	Delivery Attempted – Permanent appointment is required



# Track Service Scan Codes

Scan Event Code	Carrier Code	Scan Event Message	Package Status Code	Package Status Message	Package Exception Scan Code	Package Exception Scan Message
DE	FDFR	Delivery exception	DE	Delivery exception	REARLOD	Delivery Attempted – Rear load
DE	FDFR	Delivery exception	DE	Delivery exception	RECCLBN	Delivery Attempted – Consignee closed today (before 5pm local)
DE	FDFR	Delivery exception	DE	Delivery exception	REDLVY	Refused – Consignee cannot receive on delivery date
DE	FDFR	Delivery exception	DE	Delivery exception	SHIPTS	Refused – Shipped too soon
DE	FDFR	Delivery exception	DE	Delivery exception	SHIPTL	Refused – Shipped too late
DE	FDFR	Delivery exception	DE	Delivery exception	SHORTDL	Refused – Short on delivery
DE	FDFR	Delivery exception	DE	Delivery exception	WRNGPRD	Refused – Wrong product shipped
DE	FDFR	Delivery exception	DE	Delivery exception	DMGE	Damaged < >
DE	FDFR	Delivery exception	DE	Delivery exception	LTDACC	Limited access locations
DE	FDFR	Delivery exception	DE	Delivery exception	OVER	Over < >
DE	FDFR	Delivery exception	DE	Delivery exception	SHORT	Shortage < >

Scan Event Code	Carrier Code	Scan Event Message	Package Status Code	Package Status Message	Package Exception Scan Code	Package Exception Scan Message
DE	FDFR	Delivery exception	DE	Delivery exception	OSDCL	Over, short, damaged cleared
DE	FX	Delivery exception	DE	Delivery exception	A6	Adult recipient unavailable (21+ years with photo identification)
DE	FX	Delivery exception	DE	Delivery exception	03	Incorrect address
DE	FX	Delivery exception	DE	Delivery exception	03A	Incorrect address – Zip/Postal code
DE	FX	Delivery exception	DE	Delivery exception	03B	Incorrect address – Street name/number
DE	FX	Delivery exception	DE	Delivery exception	03C	Incorrect address – Apartment/Suite number
DE	FX	Delivery exception		Delivery exception	03D	Incorrect address – Recipient moved
DE	FX	Delivery exception	DE	Delivery exception	05	Recipient location security delay. Delivery will be re-attempted.
DE	FX	Delivery exception	DE	Delivery exception	07	Refused by recipient



## Track Service Scan Codes

Scan Event Code	Carrier Code	Scan Event Message	Package Status Code	Package Status Message	Package Exception Scan Code	Package Exception Scan Message
DE	FX	Delivery exception	DE	Delivery exception	07A	Refused by recipient – Duplicated order
DE	FX	Delivery exception	DE	Delivery exception	07B	Refused by recipient – Package damaged
DE	FX	Delivery exception	DE	Delivery exception	08	Customer not available or business closed
DE	FX	Delivery exception	DE	Delivery exception	08A	Customer not available or business closed – Signature required
DE	FX	Delivery exception	DE	Delivery exception	08C	Customer not available or business closed – Recipient account number required
DE	FX	Delivery exception	DE	Delivery exception	08D	Customer not available or business closed – Access is controlled by customer
DE	FX	Delivery exception	DE	Delivery exception	10	Damaged – delivery not completed

Scan Event Code	Carrier Code	Scan Event Message	Package Status Code	Package Status Message	Package Exception Scan Code	Package Exception Scan Message
DE	FX	Delivery exception	DE	Delivery exception	A28	Delay beyond our control
DE	FX	Delivery exception	DE	Delivery exception	15	Customer not available or business closed
DE	FX	Delivery exception	DE	Delivery exception	17	Future delivery requested
DE	FX	Delivery exception	DE	Delivery exception	84	Local delivery restriction, delivery not attempted
DE	FX	Delivery exception	DE	Delivery exception	93	Held, unable to collect payment
DE	FX	Delivery exception	DE	Delivery exception	A13	Redirecting to $\diamond$
DE	FX	Delivery exception	DE	Delivery exception	A13	Redirecting to $\diamond$
DE	FX	Delivery exception	DE	Delivery exception	A25	Unable to hold at FedEx facility for recipient pickup
DE	FX	Delivery exception	DE	Delivery exception	A25	Unable to hold at FedEx facility for recipient pickup
DE	FX	Delivery exception	DE	Delivery exception	29	Rerouted to revised delivery address
DE	FX	Delivery exception	DE	Delivery exception	31	Package at station, arrived



## Track Service Scan Codes

Scan Event Code	Carrier Code	Scan Event Message	Package Status Code	Package Status Message	Package Exception Scan Code	Package Exception Scan Message
						after courier dispatch
DE	FX	Delivery exception	DE	Delivery exception	42	Business closed – No delivery attempt
DE	FXSP	Delivery exception	DE	Delivery exception	29	Rerouted to revised delivery address
DE	FXSP	Delivery exception	DE	Delivery exception	002	Incorrect address
DE	FXSP	Delivery exception	DE	Delivery exception	004	Customer not available or business closed – Please contact local Post Office to pick up or reschedule delivery
DE	FXSP	Delivery exception	DE	Delivery exception	004	Customer not available or business closed – Please contact local Post Office to pick up or reschedule delivery
DE	FXSP	Delivery exception	DE	Delivery exception	006	Refused by recipient
DE	FXSP	Delivery exception	DE	Delivery exception	017	Rerouted to correct delivery address

Scan Event Code	Carrier Code	Scan Event Message	Package Status Code	Package Status Message	Package Exception Scan Code	Package Exception Scan Message
DE	FXSP	Delivery exception	DE	Delivery exception	099	Unable to deliver – Please contact shipper/merchant for details
DE	FXSP	Delivery exception	DE	Delivery exception	017	Rerouted to correct delivery address
DE	FXSP	Delivery exception	DE	Delivery exception	099A	Damaged, unable to deliver shipment – Please contact shipper/merchant for details
DL	FDC	Delivered	DL	Delivered	N/A	N/A
DL	FDCC	Delivered	DL	Delivered	N/A	N/A
DL	FDCC	Delivered	DL	Delivered	SPOT	Trailer at consignee location for unloading
DL	FDEG	Delivered	DL	Delivered	005	Delivered to recipient at <>
DL	FDEG	Delivered	DL	Delivered	005	Delivered to recipient at FedEx facility
DL	FDEG	Delivered	DL	Delivered	009	N/A
DL	FDEG	Delivered	DL	Delivered	013	N/A
DL	FDEG	Delivered	DL	Delivered	014	<> Signature Service not requested.



## Track Service Scan Codes

Scan Event Code	Carrier Code	Scan Event Message	Package Status Code	Package Status Message	Package Exception Scan Code	Package Exception Scan Message
DL	FDEG	Delivered	DL	Delivered	021	Signature on file
DL	FDEG	Delivered	DL	Delivered	026	Package returned to shipper
DL	FDFR	Delivered	DL	Delivered	CDLVD	N/A
DL	FDFR	Delivered	DL	Delivered	D1	N/A
DL	FDFR	Delivered	DL	Delivered	DLVRD	N/A
DL	FDFR	Delivered	DL	Delivered	SPOT	Trailer at consignee location for unloading
DL	FX	Delivered	DL	Delivered	005	Delivered to recipient at <>
DL	FX	Delivered	DL	Delivered	005	Delivered to recipient at <>
DL	FX	Delivered	DL	Delivered		N/A
DL	FX	Delivered	DL	Delivered	A5	U.S. Postal Service Delivered
DL	FX	Delivered	DL	Delivered	02	<> Package delivered to recipient address – release authorized.
DL	FX	Delivered	DL	Delivered	04	Delivered to address other than recipient

Scan Event Code	Carrier Code	Scan Event Message	Package Status Code	Package Status Message	Package Exception Scan Code	Package Exception Scan Message
DL	FX	Delivered	DL	Delivered	06	Address corrected – Delivery completed
DL	FX	Delivered	DL	Delivered	09	Damaged, delivery completed
DL	FX	Delivered	DL	Delivered	11	C.O.D. payment received
DL	FX	Delivered	DL	Delivered	16	Payment received
DL	FX	Delivered	DL	Delivered	24	Customer access delay
DL	FXX	Order Completed	DL	Order Completed	N/A	N/A
DL	FXX	Order Completed	DL	Order Completed	775	Order picked up at FedEx Office
DL	FXX	Order Completed	DL	Order Completed	778	N/A
DL	FXX	Order Completed	DL	Order Completed	778e	N/A
DL	FXSP	Delivered	DL	Delivered	N/A	N/A
DL	FXSP	Delivered	DL	Delivered	09	Damaged, delivery completed
DL	FXSP	Delivered	DL	Delivered	A5	Package delivered by U.S. Postal Service to addressee
DL	FXSP	Delivered	DL	Delivered	A8	Canada Post delivered



## Track Service Scan Codes

Scan Event Code	Carrier Code	Scan Event Message	Package Status Code	Package Status Message	Package Exception Scan Code	Package Exception Scan Message
DP	FDC	Left origin	LO SP	In transit or Multiple statuses	N/A	Flight <>
DP	FDCC	Departed origin service center	ED	Enroute to delivery	DI	On trailer <>
DP	FDCC	At local service center	ED	Enroute to delivery	AR	On trailer <>
DP	FDCC	At local service center	ED	Enroute to delivery	DI	On trailer <>
DP	FDCC	At local service center	ED	Enroute to delivery	P1	On trailer <>
DP	FDCC	At local service center	ED	Enroute to delivery	X4	On trailer <>
DP	FDEG	Left FedEx origin facility	LO	In transit	N/A	N/A
DP	FDEG	Left FedEx origin facility	LO	In transit	NEL	Next scheduled tracking update: <> <>, <>
DP	FDEG	Departed FedEx location	DP	Departed FedEx location	N/A	N/A
DP	FDEG	Departed FedEx location	DP	Departed FedEx location	NEL	Next scheduled tracking update: <> <>, <>S
DP	FDEG	Departed FedEx location	IT	In transit	069	N/A
DP	FDFR	Received from broker	CC	Int'l shipment release	RCBRK	International shipment release

Scan Event Code	Carrier Code	Scan Event Message	Package Status Code	Package Status Message	Package Exception Scan Code	Package Exception Scan Message
DP	FDFR	Left FedEx origin facility	LO	In transit	DI	On trailer <>
DP	FX	Departed FedEx location	DP	Departed FedEx location		N/A
DP	FX	Left FedEx origin facility	IT	In transit		N/A
DP	FXSP	Departed from Canada Post shipping location	IT	In transit	N/A	N/A
DP	FXSP	Departed FedEx location	DP	Departed FedEx location	N/A	N/A
DS	FDCC	Vehicle dispatched	DS	Vehicle dispatched	N/A	N/A
EA	FX	US export approved	DS	US export approved		N/A
HP	FDCC	Held at local facility for recipient pickup	HL	Held for pick up	WILCL	N/A
HP	FDEG	Held at local facility for recipient pickup	HL	Held for pick up	015	Package available for pickup
HP	FDEG	Held at local facility for recipient pickup	HL	Held for pick up	015A	Package available for pickup at <>: <>
HP	FX	Held at local facility for recipient pickup	HL	Held for pick up	015A	Package available for pickup at <>: <>
HP	FDFR	Held at local facility for recipient pickup	HL	Held for pick up	WILCL	N/A



# Track Service Scan Codes

Scan Event Code	Carrier Code	Scan Event Message	Package Status Code	Package Status Message	Package Exception Scan Code	Package Exception Scan Message
HP	FX	Held at local facility for recipient pickup	HL	Held for pick up		Package available for pickup at <>: <>
HP	FXSP	Item held at delivery office	HL	Item held at delivery office	N/A	N/A
IP	FDEG	In FedEx possession	AP	At pickup	084	Tendered at FedEx location
IP	FDEG	In FedEx possession	SE	Shipment exception	098A	Package received after final location pickup has occurred. Scheduled for pickup next business day.
IT	FDC	In transit	IT SP	In transit or Multiple statuses	N/A	Flight <>, TACM <>
IT	FDCC	Enroute to origin airport	EO	Enroute to origin airport	N/A	N/A
IT	FDCC	Enroute to pickup	EP	Enroute to pickup	N/A	N/A
IT	FDCC	Last known vehicle location	ED	Enroute to delivery	N/A	N/A
IT	FDCC	Last known vehicle location	EP	Enroute to pickup	N/A	N/A
IT	FDCC	Plane in flight	PF	Plane in flight	N/A	N/A
IT	FDEG	In transit	IT	In transit	038	N/A
IT	FDEG	In transit	IT	In transit	040	N/A

Scan Event Code	Carrier Code	Scan Event Message	Package Status Code	Package Status Message	Package Exception Scan Code	Package Exception Scan Message
IT	FDEG	In transit	IT	In transit	048	Enroute to Puerto Rico
IT	FDEG	In transit	IT	In transit	049	Enroute to Hawaii
IT	FDEG	In transit	IT	In transit	050	Enroute to Canada
IT	FDEG	In transit	IT	In transit	065	N/A
IT	FDEG	In transit	IT	In transit	069	N/A
IT	FDEG	In transit	IT	In transit	073	Tendered to customs broker
IT	FDEG	In transit	IT	In transit	077	Tendered to customs broker
IT	FDEG	In transit	IT	In transit	025	Tendered to authorized agent for final delivery
IT	FDEG	In transit	IT	In transit	028	Tendered to authorized agent for final delivery
IT	FDEG	In transit	IT	In transit	NEL	Next scheduled tracking update: <> <>, <>
IT	FDEG	In transit	IT	In transit (See Details)	CLTNEL	Shipper-loaded trailer said to contain this package. <>
IT	FDFR	In transit	IT	In transit	AR	On trailer <>
IT	FDFR	In transit	IT	In transit	DI	On trailer <>
IT	FDFR	In transit	IT	In transit	P1	On trailer <>





## Track Service Scan Codes

Scan Event Code	Carrier Code	Scan Event Message	Package Status Code	Package Status Message	Package Exception Scan Code	Package Exception Scan Message
IT	FDFR	In transit	IT	In transit	X4	On trailer ⇄
IT	FX	In transit	IT	In transit		N/A
IT	FX	In transit	IT	In transit	03	N/A
IT	FX	In transit	IT	In transit	20	N/A
IT	FX	In transit	IT	In transit	21	N/A
IT	FX	In transit	IT	In transit	22	N/A
IT	FX	In transit	IT	In transit	27	N/A
IT	FX	In transit	IT	In transit	29	N/A
IT	FX	In transit	IT	In transit	32	N/A
IT	FX	In transit	IT	In transit	37	N/A
IT	FX	In transit	IT	In transit	45	N/A
IT	FX	In transit	IT	In transit	50	N/A
IT	FX	In transit	IT	In transit	52	N/A
IT	FX	In transit	IT	In transit	54	N/A
IT	FX	In transit	IT	In transit	55	N/A
IT	FX	In transit	IT	In transit	73	N/A
IT	FX	In transit	IT	In transit	74	N/A
IT	FX	In transit	IT	In transit	84	N/A
IT	FX	In transit	IT	In transit	85	N/A
IT	FX	In transit	IT	In transit	91	N/A
IT	FX	In transit	IT	In transit		N/A
IT	FX	In transit	IT	In transit	64	Paperwork available for

Scan Event Code	Carrier Code	Scan Event Message	Package Status Code	Package Status Message	Package Exception Scan Code	Package Exception Scan Message
						non-FedEx broker
IT	FX	In transit	IT	In transit	67	Tendered to authorized agent for final delivery Tendered to authorized agent for final delivery
IT	FX	In transit	IT	In transit	68	N/A
IT	FX	In transit	IT	In transit	70	N/A
IT	FX	In transit	IT	In transit	71	Package available for clearance
IT	FX	In transit	IT	In transit	71	Package available for clearance
IT	FX	In transit	IT	In transit	72	Package available for clearance
IT	FX	In transit	IT	In transit	75	Package to be cleared by FedEx broker
IT	FX	In transit	IT	In transit	77	N/A
IT	FX	In transit	IT	In transit	80	Paperwork available
IT	FX	In transit	IT	In transit	A2	Departed location
IT	FX	In transit	IT	In transit	A1	Expedited to destination



# Track Service Scan Codes

Scan Event Code	Carrier Code	Scan Event Message	Package Status Code	Package Status Message	Package Exception Scan Code	Package Exception Scan Message
IT	FX	In transit	IT	In transit	A4	Tendered to U.S. Postal Service for delivery
IT	FXSP	In transit	IT	In transit	N/A	N/A
IT	FXSP	In transit	AX	At U.S. Postal Service facility	N/A	N/A
IT	FXSP	In transit	IT	In transit	A4	Tendered to U.S. Postal Service for delivery – Allow one to two additional days for delivery
IT	FXSP	In transit	AX	At U.S. Postal Service facility	A11	In transit to shipper/merchant
IT	FXSP	In transit	IT	In transit	A10	In transit to local Post Office – Allow two to three additional days for delivery
OC	FDCC	Order created	OC	Order created	N/A	N/A
OC	FDEG	Shipment information sent to FedEx	OC	Shipment information sent to FedEx	N/A	N/A
OC	FX	Shipment information sent to FedEx	OC	Shipment information sent to FedEx		N/A
OC	FDFR	Shipment information sent to FedEx	OC	Shipment information sent to FedEx	IB204	N/A

Scan Event Code	Carrier Code	Scan Event Message	Package Status Code	Package Status Message	Package Exception Scan Code	Package Exception Scan Message
OC	FXSP	Shipment information sent to FedEx	OC	Shipment information sent to FedEx	N/A	N/A
OC	FXK	Order created	OC	Order created	597	N/A
OC	FXK	Order created	OC	Order created	N/A	N/A
OD	FDCC	Out for delivery	ED	Enroute to delivery	CI	On trailer ◊
OD	FDCC	Out for delivery	ED	Enroute to delivery	X6	On trailer ◊
OD	FDEG	On FedEx vehicle for delivery	OD	On FedEx vehicle for delivery	A7	Scheduled for delivery next business day
OD	FDEG	On FedEx vehicle for delivery	OD	On FedEx vehicle for delivery	041	N/A
OD	FDEG	On FedEx vehicle for delivery	OD	On FedEx vehicle for delivery	092	N/A
OD	FDFR	Out for delivery	OD	Out for delivery	CI	On trailer ◊ Manifest Number ◊
OD	FDFR	Out for delivery	OD	Out for delivery	X6	On trailer ◊ Manifest Number ◊
OD	FX	On FedEx vehicle for delivery	OD	On FedEx vehicle for delivery		N/A
OD	FXSP	Out for delivery	OD	Out for delivery	N/A	N/A



## Track Service Scan Codes

Scan Event Code	Carrier Code	Scan Event Message	Package Status Code	Package Status Message	Package Exception Scan Code	Package Exception Scan Message
OX	FXSP	Shipment information sent to U.S. Postal Service	OX	Shipment information sent to U.S. Postal Service	N/A	N/A
SE PD	FDCC	Pickup delay	SE PD	Enroute to pickup/delayed	A1	Mechanical
SE PD	FDCC	Pickup delay	SE PD	Enroute to pickup/delayed	AA	Driver delay
SE PD	FDCC	Pickup delay	SE PD	Enroute to pickup/delayed	A3	Accident
SE PD	FDCC	Pickup delay	SE PD	Enroute to pickup/delayed	C1	Freight not ready
SE PD	FDCC	Pickup delay	SE PD	Enroute to pickup/delayed	C2	Paperwork modification required
SE PD	FDCC	Pickup delay	SE PD	Enroute to pickup/delayed	C3	Waiting to load
SE PD	FDCC	Pickup delay	SE PD	Enroute to pickup/delayed	C5	Customer requested time change
SE PD	FDCC	Pickup delay	SE PD	Enroute to pickup/delayed	DA	No power available
SE PD	FDCC	Pickup delay	SE PD	Enroute to pickup/delayed	D5	No specialized power available
SE PD	FDCC	Pickup delay	SE PD	Enroute to pickup/delayed	DB	Power unit change

Scan Event Code	Carrier Code	Scan Event Message	Package Status Code	Package Status Message	Package Exception Scan Code	Package Exception Scan Message
SE PD	FDCC	Pickup delay	SE PD	Enroute to pickup/delayed	R2	Shipment specifics changed by customer
SE PD	FDCC	Pickup delay	SE PD	Enroute to pickup/delayed	RF	FBO delay/ Fueling delay
SE PD	FDCC	Pickup delay	SE PD	Enroute to pickup/delayed	SA	Service delay
SE PD	FDCC	Pickup delay	SE PD	Enroute to pickup/delayed	U1	Origin weather
SE PD	FDCC	Pickup delay	SE PD	Enroute to pickup/delayed	U2	Destination weather
SE PD	FDCC	Pickup delay	SE PD	Enroute to pickup/delayed	U3	Road hazard
SE PD	FDCC	Pickup delay	SE PD	Enroute to pickup/delayed	U4	Restricted travel permit delay
SE PD	FDCC	Pickup delay	SE PD	Enroute to pickup/delayed	U5	Border delay
SE PD	FDCC	Pickup delay	SE PD	Enroute to pickup/delayed	U7	Road construction delay
PM	FXX	In Progress	PM	In Progress	N/A	N/A
PM	FXX	In Progress	PM	In Progress	598	Order In Production
PM	FXX	In Progress	PM	In Progress	771	Order Binned



## Track Service Scan Codes

Scan Event Code	Carrier Code	Scan Event Message	Package Status Code	Package Status Message	Package Exception Scan Code	Package Exception Scan Message
PM	FXK	In Progress	PM	In Progress	772	Order In Production – Hold
PM	FXK	In Progress	PM	In Progress	773	Order In Production – Shared
PM	FXK	In Progress	PM	In Progress	774	Order In Production – Shared/CFB No Production
PM	FXK	In Progress	PM	In Progress	120025	Proof Required
PM	FXK	In Progress	PM	In Progress	120026	Proof Pending
PU	FDC	Picked Up	AF SP	Picked up or Multiple statuses	N/A	N/A
PU	FDCC	Picked Up	EA	Enroute to airport	N/A	N/A
PU	FDCC	Picked Up	ED	Enroute to delivery	N/A	N/A
PU	FDCC	Picked Up	ED	Enroute to delivery	PKUP	On trailer <>
PU	FDEG	Picked Up	PU	Picked Up	N/A	N/A
PU	FDEG	Picked Up	PX	Picked Up (See Details)	PLTNEL	Picked up shipper –loaded trailer said to contain this package. <>
PU	FDEG	Picked Up	PU	Picked Up	029	Call Tag package picked

Scan Event Code	Carrier Code	Scan Event Message	Package Status Code	Package Status Message	Package Exception Scan Code	Package Exception Scan Message
						up from recipient
PU	FDEG	Picked Up	PU	Picked Up	084	Tendered at FedEx Office
PU	FDFR	Picked Up	PU	Picked Up	PKUP	On trailer <>
PU	FX	Picked Up	PU	Picked Up	A3	Tendered FedEx Office
PU	FX	Picked Up	PU	Picked Up	17	Future delivery requested
PU	FX	Picked Up	PU	Picked Up	17	Scheduled for export
PU	FX	Picked Up	SE	Shipment exception	20	Unacceptable package or incomplete paperwork
PU	FX	Picked Up	SE	Shipment exception	23	Package received after FedEx cutoff
PU	FX	Picked Up	PU	Picked Up	24	Customer access delay
PU	FX	Picked Up	SE	Shipment exception	50	Improper or missing paperwork, contact Customer Service
PU	FX	Picked Up	SE	Shipment exception	93	Holding for payment
PU	FX	Picked Up	PU	Picked Up		N/A
PU	FX	Picked Up	PU	Picked Up	16	N/A



## Track Service Scan Codes

Scan Event Code	Carrier Code	Scan Event Message	Package Status Code	Package Status Message	Package Exception Scan Code	Package Exception Scan Message
PU	FX	Picked Up	PU	Picked Up	26	N/A
PU	FX	Picked Up	PU	Picked Up	46	N/A
PU	FX	Picked Up	PU	Picked Up	86	N/A
PU	FXSP	Picked Up	PU	Picked Up	N/A	N/A
RR	FDEG	Hold at FedEx location request received	RR	Hold at FedEx location request received	A12	Check back later for shipment status
RR	FX	Hold at FedEx location request received	RR	Hold at FedEx location request received	A12	Check back later for shipment status
RS	FDEG	Returning package to shipper	DE	Delivery exception	026	N/A
RS	FDEG	Returning package to shipper	DE	Delivery exception	030	N/A
RS	FDEG	Returning package to shipper	DE	Delivery exception	060	Unable to deliver shipment – Returning to shipper
RS	FDEG	Returning package to shipper	DE	Delivery exception	060A	Delivery refused – Unable to deliver shipment – Returning to shipper
RS	FDEG	Returning package to shipper	DE	Delivery exception	060B	Damaged in transit – Unable to deliver

Scan Event Code	Carrier Code	Scan Event Message	Package Status Code	Package Status Message	Package Exception Scan Code	Package Exception Scan Message
						shipment – Returning to shipper
RS	FDEG	Returning package to shipper	DE	Delivery exception	060C	Notice sent to recipient with no response – Unable to deliver shipment – Returning to shipper
RS	FDEG	Returning package to shipper	DE	Delivery exception	060D	Recipient closed – Unable to deliver shipment – Returning to shipper
RS	FDEG	Returning package to shipper	DE	Delivery exception	060E	Recipient unknown – Unable to deliver shipment – Returning to shipper
RS	FDEG	Returning package to shipper	DE	Delivery exception	060F	Improper shipment – Unable to deliver shipment – Returning to shipper
RS	FDEG	Returning package to shipper	DE	Delivery exception	060G	Shipper requested shipment to be



# Track Service Scan Codes

Scan Event Code	Carrier Code	Scan Event Message	Package Status Code	Package Status Message	Package Exception Scan Code	Package Exception Scan Message
						returned – Unable to deliver shipment – Returning to shipper
RS	FDEG	Returning package to shipper	DE	Delivery exception	060H	Recipient refused to pay duty & tax – Unable to deliver shipment – Returning to shipper
RS	FDEG	Returning package to shipper	DE	Delivery exception	060I	Entry denied by customs – Unable to deliver shipment – Returning to shipper
RS	FDEG	Returning package to shipper	DE	Delivery exception	060J	Shipment was not picked up within required timeframe – Unable to deliver shipment – Returning to shipper
RS	FDEG	Returning package to shipper	DE	Delivery exception	060K	Multiple shipping labels on shipment – Unable to

Scan Event Code	Carrier Code	Scan Event Message	Package Status Code	Package Status Message	Package Exception Scan Code	Package Exception Scan Message
						deliver shipment – Returning to shipper
RS	FDEG	Returning package to shipper	DE	Delivery exception	060L	Shipping label separated from shipment – Unable to deliver shipment – Returning to shipper
RS	FDEG	Returning package to shipper	DE	Delivery exception	061	N/A
RS	FX	Returning package to shipper	DE	Delivery exception	14	Return tracking number
RS	FXSP	Returning package to shipper	DE	Delivery exception	N/A	N/A
RS	FXSP	Returning package to shipper	DE	Delivery exception	002	Incorrect address, unable to deliver – Returning package to shipper – Please contact shipper/merchant for details
RS	FXSP	Returning package to shipper	DE	Delivery exception	002E	Incorrect address or recipient



# Track Service Scan Codes

Scan Event Code	Carrier Code	Scan Event Message	Package Status Code	Package Status Message	Package Exception Scan Code	Package Exception Scan Message
						moved – Returning package to shipper – Please contact shipper/ merchant for details
RS	FXSP	Returning package to shipper	DE	Delivery exception	033	Cannot locate recipient – Returning package to shipper – Please contact shipper/ merchant for details
RS	FXSP	Returning package to shipper	DE	Delivery exception	060E	Unable to deliver shipment, recipient unknown – Returning package to shipper – Please contact shipper/ merchant for details
RS	FXSP	Returning package to shipper	DE	Delivery exception	060	Unable to deliver shipment – Returning package to shipper – Please contact shipper/ merchant for details

Scan Event Code	Carrier Code	Scan Event Message	Package Status Code	Package Status Message	Package Exception Scan Code	Package Exception Scan Message
SE	FDCC	Shipment exception	SE	Shipment exception	CONT	Ship when capacity available
SE	FDCC	Shipment exception	SE	Shipment exception	EMGNCY	Emergency – Delay in transit
SE	FDCC	Shipment exception	SE	Shipment exception	HZINC	Hazardous material or incompatible item
SE	FDCC	Shipment exception	SE	Shipment exception	LTND	Shipper tendered late – adds one day to transit time
SE	FDCC	Shipment exception	SE	Shipment exception	OFFSHR	Shipment to/ from Alaska or Hawaii
SE	FDCC	Shipment exception	SE	Shipment exception	PFF	Product requires protective service
SE	FDCC	Shipment exception	SE	Shipment exception	RECONS	Re-consigned to new consignee
SE	FDCC	Shipment exception	SE	Shipment exception	SMKT	Spot Market Shipment
SE	FDCC	Shipment exception	SE	Shipment exception	WEATH	Weather – Delay in transit
SE	FDCC	Shipment exception	SE	Shipment exception	WRKSTP	Work stoppage situation beyond carrier control
SE	FDCC	Shipment exception	SE	Shipment exception	FRYDLY	Ferry – delay in transit



# Track Service Scan Codes

Scan Event Code	Carrier Code	Scan Event Message	Package Status Code	Package Status Message	Package Exception Scan Code	Package Exception Scan Message
SE	FDEG	Shipment exception	SE	Shipment exception	033	Cannot locate recipient
SE	FDEG	Shipment exception	SE	Shipment exception	045	Improper or missing paperwork – Contact Customer Service
SE	FDEG	Shipment exception	SE	Shipment exception	045A	Improper or missing paperwork – Inadequate descriptions – Contact customer service
SE	FDEG	Shipment exception	SE	Shipment exception	045B	Improper or missing paperwork – Invalid Total value – Contact customer service
SE	FDEG	Shipment exception	SE	Shipment exception	045C	Improper or missing paperwork – Invalid unit value – Contact customer service
SE	FDEG	Shipment exception	SE	Shipment exception	045D	Improper or missing paperwork – Invalid country of origin – Contact customer service

Scan Event Code	Carrier Code	Scan Event Message	Package Status Code	Package Status Message	Package Exception Scan Code	Package Exception Scan Message
SE	FDEG	Shipment exception	SE	Shipment exception	045E	Improper or missing paperwork – Invalid shipper name and address – Contact customer service
SE	FDEG	Shipment exception	SE	Shipment exception	045F	Improper or missing paperwork – Invalid recipient name and address – Contact customer service
SE	FDEG	Shipment exception	SE	Shipment exception	045G	Improper or missing paperwork – Invalid total weight of shipment – Contact customer service
SE	FDEG	Shipment exception	SE	Shipment exception	045H	Improper or missing paperwork – Invalid total packages in shipment – Contact customer service
SE	FDEG	Shipment exception	SE	Shipment exception	045I	Improper or missing





# Track Service Scan Codes

Scan Event Code	Carrier Code	Scan Event Message	Package Status Code	Package Status Message	Package Exception Scan Code	Package Exception Scan Message
						paperwork – Invalid currency of settlement – Contact customer service
SE	FDEG	Shipment exception	SE	Shipment exception	045J	Improper or missing paperwork – Invalid total quantity – Contact customer service
SE	FDEG	Shipment exception	SE	Shipment exception	045K	Improper or missing paperwork – Missing Commercial Invoice – Contact customer service
SE	FDEG	Shipment exception	SE	Shipment exception	046	Int'l shipment held
SE	FDEG	Shipment exception	SE	Shipment exception	047	Future delivery requested
SE	FDEG	Shipment exception	SE	Shipment exception	062	Weather delay
SE	FDEG	Shipment exception	SE	Shipment exception	063	Barcode label unreadable and replaced
SE	FDEG	Shipment exception	SE	Shipment exception	077	Held for broker assignment

Scan Event Code	Carrier Code	Scan Event Message	Package Status Code	Package Status Message	Package Exception Scan Code	Package Exception Scan Message
SE	FDEG	Shipment exception	SE	Shipment exception	077A	Held for broker assignment – FTN is not the broker
SE	FDEG	Shipment exception	SE	Shipment exception	097	Improper or missing paperwork – Contact Customer Service
SE	FDEG	Shipment exception	SE	Shipment exception	097A	Improper or missing paperwork – Contact customer service
SE	FDEG	Shipment exception	SE	Shipment exception	097B	Improper or missing paperwork – Contact customer service
SE	FDEG	Shipment exception	SE	Shipment exception	097C	Improper or missing paperwork – Contact customer service
SE	FDEG	Shipment exception	SE	Shipment exception	097D	Improper or missing paperwork – Contact customer service
SE	FDEG	Shipment exception	SE	Shipment exception	097E	Improper or missing paperwork –



# Track Service Scan Codes

Scan Event Code	Carrier Code	Scan Event Message	Package Status Code	Package Status Message	Package Exception Scan Code	Package Exception Scan Message
						Invalid Labeling – Contact customer service
SE	FDEG	Shipment exception	SE	Shipment exception	097F	Improper or missing paperwork – Invalid Marking – Contact customer service
SE	FDEG	Shipment exception	SE	Shipment exception	097G	Improper or missing paperwork – Invalid Packaging – Contact customer service
SE	FDEG	Shipment exception	SE	Shipment exception	097H	Improper or missing paperwork – Prohibited material – Contact customer service
SE	FDEG	Shipment exception	SE	Shipment exception	099	Unable to deliver
SE	FDEG	Shipment exception	SE	Shipment exception	099A	Unable to deliver – Damaged package
SE	FDEG	Shipment exception	SE	Shipment exception	099B	Unable to deliver –

Scan Event Code	Carrier Code	Scan Event Message	Package Status Code	Package Status Message	Package Exception Scan Code	Package Exception Scan Message
						Refused by shipper & recipient
SE	FDEG	Shipment exception	SE	Shipment exception	099C	Unable to deliver – Possession of shipment transferred to government warehouse
SE	FDEG	Shipment exception	SE	Shipment exception	099D	Unable to deliver under this tracking number – Multiple shipping labels on shipment
SE	FDEG	Shipment exception	SE	Shipment exception	099E	Unable to deliver – Shipping label separated from shipment
SE	FDFR	Shipment exception	SE	Shipment exception	CONT	Ship when capacity available
SE	FDFR	Shipment exception	SE	Shipment exception	EMGNCY	Emergency – Delay in transit
SE	FDFR	Shipment exception	SE	Shipment exception	HZINC	Hazardous material or incompatible item
SE	FDFR	Shipment exception	SE	Shipment exception	LTND	Shipper tendered late –



# Track Service Scan Codes

Scan Event Code	Carrier Code	Scan Event Message	Package Status Code	Package Status Message	Package Exception Scan Code	Package Exception Scan Message
						adds one day to transit time
SE	FDFR	Shipment exception	SE	Shipment exception	OFFSHR	Shipment to/ from Alaska or Hawaii
SE	FDFR	Shipment exception	SE	Shipment exception	PFF	Product requires protective service
SE	FDFR	Shipment exception	SE	Shipment exception	RECONS	Reconsigned to new consignee
SE	FDFR	Shipment exception	SE	Shipment exception	SMKT	Spot Market Shipment
SE	FDFR	Shipment exception	SE	Shipment exception	WEATH	Weather – Delay in transit
SE	FDFR	Shipment exception	SE	Shipment exception	UNWEATH	Weather Delay Cleared
SE	FDFR	Shipment exception	SE	Shipment exception	WRKSTP	Work stoppage situation beyond carrier control
SE	FDFR	Shipment exception	SE	Shipment exception	FRYDLY	Ferry – delay in transit
SE	FX	Shipment exception	SE	Shipment exception	20	Unacceptable or incompatible Hazardous material
SE	FX	Shipment exception	SE	Shipment exception	36	FedEx holding package
SE	FX	Shipment exception	SE	Shipment exception	38	Airwaybill received without package

Scan Event Code	Carrier Code	Scan Event Message	Package Status Code	Package Status Message	Package Exception Scan Code	Package Exception Scan Message
SE	FX	Shipment exception	SE	Shipment exception	50	Improper or missing international paperwork – contact Customer Service
SE	FX	Shipment exception	SE	Shipment exception	52	Held, cleared regulatory agency(s) after aircraft/truck departed
SE	FX	Shipment exception	SE	Shipment exception	53	Package part of incomplete shipment
SE	FX	Shipment exception	SE	Shipment exception	58	Unable to contact recipient for broker info
SE	FX	Shipment exception	SE	Shipment exception	62	Customs paperwork in transit
SE	FX	Shipment exception	SE	Shipment exception	78	Holding – recipient not in FedEx service area
SE	FX	Shipment exception	SE	Shipment exception	78	Holding – recipient not in FedEx service area
SE	FX	Shipment exception	SE	Shipment exception	84	Delay beyond our control



# Track Service Scan Codes

Scan Event Code	Carrier Code	Scan Event Message	Package Status Code	Package Status Message	Package Exception Scan Code	Package Exception Scan Message
SE	FX	Shipment exception	SE	Shipment exception	91	Exceeds Service Limits – Oversized
SE	FX	Shipment exception	SE	Shipment exception	91	Exceeds Service Limits – Oversized
TR	FDC	Delivered to interline carrier	TR	Delivered to interline carrier	N/A	Airline <> – Manifest <>
TR	FDCC	In transit	ED	Enroute to delivery	ILINE	On trailer <>

Scan Event Code	Carrier Code	Scan Event Message	Package Status Code	Package Status Message	Package Exception Scan Code	Package Exception Scan Message
TR	FDCC	In transit	ED	Enroute to delivery	XOPCO	On trailer <>
TR	FDEG	Departed FedEx location	DP	Departed FedEx location	093	N/A
TR	FDFR	Transfer	TR	Transfer	ILINE	Partner/Carrier <> Pro <>
TR	FDFR	Transfer	TR	Transfer	XOPCO	On trailer <>
TR	FX	Transfer	TR	Transfer	N/A	N/A

# R Maximum Field Lengths





## Maximum Field Lengths

Table 209. Maximum Field Lengths

Field	Length	Format
Commodity Description	70	Varchar
Declared Value	11.2	Numeric only (No commas, decimal points or "\$"). Two decimal placed implied.
Dept/Notes	30	Varchar
Freight To Collect Amount	10.2	Numeric only (No commas, decimal points or "\$"). Two decimal placed implied.
Height	3	Numeric
Length	3	Numeric
Recipient Address 1	35	Varchar
Recipient Address 2	35	Varchar
Recipient City	20	Varchar
Recipient Code	20	Varchar
Recipient Company Name	35	Varchar
Recipient Contact Name	35	Varchar
Recipient Phone	15	Varchar
Recipient State	2	Varchar

Table 209. Maximum Field Lengths, continued

Field	Length	Format
Recipient ZipCode	5	Varchar
Reference	30	Varchar
Sender Address 1	35	Varchar
Sender Address 2	35	Varchar
Sender City	20	Varchar
Sender Company Name	35	Varchar
Sender Contact Name	9	Numeric
Sender Meter Number	9	Numeric
Sender Phone	15	Varchar
Sender State	2	Varchar
Sender ZipCode	5	Varchar
ShipDate	8	CCYYMMDD
Shipment Contents	70	Varchar
Total Weight	8.1	Numeric
Tracking Number	12	Numeric
Width	3	Numeric

# S FedEx Express Plain Paper Label Samples



[Layout Requirements for Multiple-Piece Shipment Master Label](#)

[Font Requirements for Multiple-Piece Shipment Master Label](#)

[International Multiple Piece Shipment Child Label](#)

[C.O.D. Return Label \(ASTRA Block\)](#)

[Priority Saturday Delivery Label \(ASTRA Block\)](#)

[FedEx 1Day Freight Saturday Delivery Label](#)

[2Day Saturday Delivery](#)

[2Day Delivery](#)

[Priority Alert Delivery](#)

[FedEx Express Domestic Inaccessible Dangerous Goods with Dry Ice and Adult Signature Required](#)

[Requirements for International Single Piece Label](#)


[FedEx International Priority Label with Broker Select Option](#)

[International Single Piece Label with Electronic Trade Documents](#)



# FedEx Express Plain Paper Label Samples

The area of the label shown in the following graphic is the most important part of a FedEx Express plain paper label. Pay close attention to the format and the data. This information is vital for the successful and timely delivery of your customers' packages.




*Note: Font and layout requirements for following labels will only be listed for those fields not included on previous labels in this section.*





# FedEx Express Plain Paper Label Samples

## Layout Requirements for Multiple-Piece Shipment Master Label





# FedEx Express Plain Paper Label Samples





## Font Requirements for Multiple-Piece Shipment Master Label





# FedEx Express Plain Paper Label Samples

## International Multiple Piece Shipment Child Label

<p>From: (123) 456-7890      Origin ID: COSA</p> <p>Shipper Line 1 Shipper Line 2 Shipper Street Address Line 1 Shipper Street Address Line 2 City, State or Province Code, Postal Code Country Code</p>   <p>PH011406025</p>	<p>Ship Date: 06JUN11      Dims: 12 X 12 X 12 IN ActWgt: 20.0 LB CAD: 7032838AWSX12650</p> <p style="text-align: right;">TotWgt: 0.5 LB</p>
<p><b>SHIP TO:</b> (123) 456-7890      <b>BILL SENDER</b></p> <p>Recipient Line 1 Recipient Line 2 Recipient Street Address Line 1 Recipient Street Address Line 2 City, State or Province Code, Postal Code Country Code</p>	<p>REF: TC001_01_PT1_ST01_PK01_SNDUS_RCPCA_POS</p> <p>PKG TYPE: CUSTOMER</p>
 <p><small>These commodities, technology, or software were exported from the United States in accordance with the export administration regulations. Diversion contrary to United States law prohibited.</small></p> <p><small>The Warsaw Convention may apply and will govern and in most cases limit the liability of Federal Express for loss or delay of or damage to your shipment. Subject to the conditions of the contract.</small></p> <p><b>CONSIGNEE COPY - PLEASE PLACE IN POUCH</b></p>	<p>2 of 2</p> <p>MPS# 7948 0175 0781 Mstr# 7948 0175 0759</p> <p><b>XQ YQBA</b></p>  <p>50FG16B12F9F4</p> <p style="text-align: right;"> <b>PM</b>  <b>INTL PRIORITY</b>  <b>RES</b>  <b>G1R 2L7</b>          PQ-CA  <b>YMX</b> </p>

Piece Count - Arial Bold 10pt

Tracking Number Child - Courier New 14pt

Form ID, Child Piece - Arial 6pt

Tracking Number Master - Arial Narrow 10pt

Form ID, Master Piece - Arial 6pt



# FedEx Express Plain Paper Label Samples

## C.O.D. Return Label (ASTRA Block)

<b>STANDARD OVERNIGHT</b>		<b>COD RETURN</b>	
TRK# 4380 4179 2380	FORM 0321	COD Return Service Option Arial Bold 16pt U	
38107 -TN-US	COD Amount 10.00 USD	COD Info "COD Amount" verbiage - Arial 10pt U/L COD Actual Amount - Courier New Bold 12pt COD Currency - "USD" - Courier New Bold 12pt U COD Payment Type - Arial 10pt U/L	
Secured			
			

## Priority Saturday Delivery Label (ASTRA Block)

Saturday Service Highlight Courier New Bold 10pt		##### <b>PRIORITY SATURDAY</b> #####		Deliver By: 30SEP06
TRK# 7905 7442 3862	I CRM 02U1	MEM A4		
38655 -MS-US	RES	<b>X0 UOXA</b>		
				

## FedEx 1Day Freight Saturday Delivery Label

Ship Date: 02DEC06 System# 730487CAFE2360 Account# S245165338 REF: 1DAY Freight **SAT** Dimmed: 40 X 30 X 15 IN. Booking #: Delivery Address Bar Code 		Miscellaneous Data All info - Arial Narrow 8pt U/L For non FedEx packaging the dimensions of the package must be included as "Dimmed" (Length x Width x Height)		Service Description Saturday Service Highlight ##### -Courier New Bold 10pt Precede and follow "SAT" with 2 asterisks (*)	
FROM: Origin ID: NOAA (111) 222-3333 Person Name Company Name Street Line 1 Street Line 2 City, State or Province Code Postal Code		TO: (333) 222-1111 BILL SENDER Person Name Company Name Street Line 1 Street Line 2 City, State or Province Code Postal Code		Deliver By: 08DEC05 H1 ATL 1DAY FREIGHT **SAT** ##### TRK# 4380 4178 7175 FORM 021 30002 -GA-US DSR <b>X0 ATLRT</b> 	
					







# FedEx Express Plain Paper Label Samples

## 2Day Saturday Delivery

From: (222) 333-4444 Test ShipperName Test Shipper Company 2925 Embassy Parkway Suite 10 Akron, OH 44333	Origin ID: CAKA  	Ship Date: 16DEC11 Act/Wgt: 3.0 LB CAD: 2287157/V/SX12650
SHIP TO: (111) 222-3333 <b>Attn: Recipient</b> Test Recipient Company 912 North Walnut **TEST LABEL - DO NOT SHIP** Beverly Hills, CA 90210		Delivery Address Bar Code 
Ref # 12345678901234567890 Invoice # PO # Dept #		TRK# 7947 9307 6236 0201 <b>NO CCDA</b> 90210 CA-US LAX 

2Day Saturday Delivery Service  
 Saturday Service Highlight  
 "###.###" - Courier New Bold 10pt  
 Precede and follow "2DAY"  
 with asterisks (\*\*). Service Description  
 (no change from normal ASTRA  
 Block) -Arial Black 14pt U

## 2Day Delivery

From: (222) 333-4444 Test ShipperName Test Shipper Company 2925 Embassy Parkway Suite 10 Akron, OH 44333	Origin ID: CAKA  	Ship Date: 14DEC11 Act/Wgt: 3.0 LB CAD: 2287157/V/SX12650
SHIP TO: (111) 222-3333 <b>Attn: Recipient</b> Test Recipient Company 912 North Walnut **TEST LABEL - DO NOT SHIP** Maryville, MO 64468		Delivery Address Bar Code 
Ref # 12345678901234567890 Invoice # PO # Dept #		TRK# 7947 9307 4744 0201 <b>TS STJA</b> FRI - 16 DEC A5 ** 2DAY ** 64468 MO-US MCI 

2Day Delivery Service  
 Precede and follow 2Day  
 with asterisks (\*\*). Courier  
 New Bold 7 pt



# FedEx Express Plain Paper Label Samples

## Priority Alert Delivery

From: (333) 444-5555 Shipper Contact Name FedEx Services 3875 Embassy Parkway Akron, OH 44333	Origin ID: CAKA  J12101112190225	Ship Date: 16 JAN 12 ActVgt: 5.0 LB CAD: 1190665/VISX12600
SHIP TO: (444) 555-8888 <b>Recipient Name</b> 60 FED EX PKWY FL 2 **TEST LABEL - DO NOT SHIP** COLLIERVILLE, TN 38017		Ref # Invoice # PO # Dept #
BILL SENDER		Delivery Address Bar Code 
		TRK# 7947 9434 8991 0710 TUE - 17 JAN A2 PRIORITY OVERNIGHT *PA 38017 TN-US MEM 

Priority Alert Special Handling Code  
 Precede Priority Alert handling code with an asterisk (\*)  
 Handling Code - Arial 9 pt U

Table 210. FedEx Express Special Handling Codes

Code	Description
ADG	Accessible Dangerous Goods
IDG	Inaccessible Dangerous Goods
ASR	Adult Signature Required
DSR	Direct Signature Required
ISR	Indirect Signature Required
HLD	Hold at Location
ICE	Dry Ice
CES	FedEx International Controlled Export (FICE)
CLR	Customs Cleared
BSO	Broker Select
ISD	Inside Delivery
PA	Priority Alert
RES	Residential Delivery
PVC	Piece Count Verification
TPC	Third Party Consignee



# FedEx Express Plain Paper Label Samples

## FedEx Express Domestic Inaccessible Dangerous Goods with Dry Ice and Adult Signature Required

<p>From: (123) 456-7890      Origin ID: COSA</p> <p>Shipper Line 1 Shipper Line 2 Shipper Street Address Line 1 Shipper Street Address Line 2 City, State or Province Code Postal Code</p>	 <p>J11201104290225</p>	<p>Ship Date: 06JUN11      Dry Ice: 0.1 KGS ActWgt: 20.0 LB      Dims: 5 X 5 X 5 IN CAD: 100005066/WSX12650</p>
<p>SHIP TO: (123) 456-7890      BILL SENDER</p> <p>Recipient Line 1 Recipient Line 2 Recipient Street Address Line 1 Recipient Street Address Line 2 City, State or Province Code Postal Code</p>	<p>Delivery Address Bar Code</p>  <p>Ref # Invoice # PO # Dept #</p>	<p>TRK# 7948 0175 0667      TUE - 07 JUN AA 0201      STANDARD OVERNIGHT ICE ASR IDG 52773 IA-US CID</p>   <p>50FG16B12F5F4</p>

Handling Codes -  
Arial Sp4



# FedEx Express Plain Paper Label Samples

For shipments with dry ice, the **“Dry Ice:”** label and actual weight in either LBS or KGS are printed in the Miscellaneous Data section of the label in Arial Narrow 8pt font.

## Requirements for International Single Piece Label

The diagram shows a sample FedEx Express International Single Piece Label with callout boxes pointing to specific sections and their requirements:

- Shipper Information Block:** All info - Arial 8pt U/L except where noted: Origin Location ID -U, Sender City - Arial Bold 8pt, Sender State - Arial Bold 8pt U, Sender Postal Code - Arial Bold 8pt, Sender Country - Arial Bold.
- FedEx Logo Block:** FedEx Logo - graphics image ID Box - 0.50" sq & 0.075" font, Company Identifier Letter: E, G, F, or C (E for Express) - Arial Bold 36pt U.
- Recipient Information:** Ship To label - Arial Bold 9pt U, Ship To Phone Number - Arial 9pt, Payment Type - Arial Bold 8pt U, Name and Address Lines - Arial Narrow 12pt U/L, Ship To City - Arial Narrow Bold 14pt U/L, Ship To State/Province - Arial Narrow Bold 14pt U, Ship To Postal Code - Arial Narrow Bold 14pt, Ship To Country Name and Country Code - Arial Narrow Bold 10pt.
- Instruction Label:** "CONSIGNEE COPY - PLEASE PLACE IN POUCH" - Arial Bold 9pt U.
- 2D Barcode Block:** 2D PDF-417 ANSI MH.10 barcode (5:1,S=5) Warsaw Statement - Arial Narrow 6pt.
- Miscellaneous Data:** Arial Narrow 8pt U/L except where noted: Actual Ship Date -U, Actual Weight: "LB" or "KG" and "MAN-WGT" - U, Account Number Type "S", "R", or "O" - U.
- Misc. International Data:** Reference Label: "REF:" - Arial Narrow 8pt U, Reference Data - Arial Narrow 8pt U/L, Description-1 thru 4 Label - Arial 8pt U, Description-1 thru 4 Data - Arial 8pt U/L, EEI: NDR Label - Arial 8pt U, EEI: NDR Data - Arial 8pt U/L, COUNTRY MFG: Label and Data - Arial 8pt U, CARRIAGE VALUE Label and Data - Arial 8pt U, CUSTOMS VALUE Label and Data - Arial 8pt U, T/C and D/T Account Types: S, R, or O - Label and Data - Arial 8pt U, SIGN: Label - Arial 8pt U, Sender Signature Data - Arial 8pt U/L, EIN/VAT: Label and Data - Arial 8pt U.

The label itself contains the following information:

From: (123) 456-7890 Origin ID: COSA Ship Date: 06JUN11  
 Shipper Line 1 Act/Wgt: 0.5 LB Dims: 5 X 5 X 5 IN  
 Shipper Line 2 CAD: 7032838/WSX02650  
 Shipper Street Address Line 1  
 Shipper Street Address Line 2  
 City, State or Province Code Postal Code Country Code  
 REF: International Priority Envelope  
 DESC-1: ABCD  
 DESC-2:  
 DESC-3:  
 DESC-4:  
 EEI: NO EEI 30.37(f)  
 COUNTRY MFG: US  
 CARRIAGE VALUE:  
 CUSTOMS VALUE: 100.00 USD  
 T/C: S 700248836 D/T: S 700248836  
 SIGN: Sender\_Name  
 EIN/VAT:  
 PKG TYPE: ENV

SHIP TO: (123) 456-7890 BILL/SENDER  
 Recipient Line 1  
 Recipient Line 2  
 Recipient Street Address Line 1  
 Recipient Street Address Line 2  
 City, State or Province Code Postal Code  
 Country Code

TRK# 7948 0175 0715  
 0430  
**XV YQBA**  
 PM  
 INTL PRIORITY  
 RES  
 G1R 2L7  
 PQ-CA  
 YMX

5FG16R1DFF4



CONSIGNEE COPY - PLEASE PLACE IN POUCH





# FedEx Express Plain Paper Label Samples



## FedEx International Priority Label with Broker Select Option

From: Origin ID: NQAA (111) 222-3333 Person Name Company Name Street Line 1 Street Line 2 City, State or Province Code Postal Code COUNTRY CODE		FedEx 		Ship Date: 02DEC06 Act/Wgt: 1.0 LB MAN System#: 123456/CAFE2300 Account#: S 123456789	
TO: (123) 123-1234 BILL SENDER Person Name Company Name Street Line 1 Street Line 2 City, State or Province Code Postal Code COUNTRY CODE		REF: IP BSO Box DESC-1: Books DESC-2: DESC-3: DESC-4: EEI: COUNTRY MFG: US CARRIAGE VALUE: 100.00 USD CUSTOMS VALUE: 100.00 USD TIC: S 123456789 D/T: R 987654321 SIGN: Jane Doe EIN/VAT: 123456789		<b>BSO</b> BROKER, PH#, CITY, COUNTRY/ZIP Broker Name (123) 1234-1234567 City, Country ID/POSTAL CODE	
		<b>IP BSO BOX</b> TRK# 4380 4178 7576 FORM 0430 YYZ PM L1O1B9 -ON-CA BSO X2 YYZR 		<b>Broker Select Block</b> BSO Box lines: Vertical & Horizontal - 0.010" BSO Indicator: "BSO" - Arial Bold 14pt U BSO Label: "BROKER, PH#, CITY, COUNTRY/ZIP" - Arial Narrow Bold 8pt U Broker Name - Arial Narrow 8pt U/L Broker Phone Number - Arial Narrow 8pt Broker City, Country ID, & Postal Code - Arial Narrow 8pt U	
These commodities, technology, or software were exported from the United States in accordance with the export administration regulations. Diversion contrary to United States law prohibited. The Warsaw Convention may apply and will govern and in most cases limit the liability of Federal Express for loss or delay of or damage to your shipment. Subject to the conditions of the contract. <b>CONSIGNEE COPY - PLEASE PLACE IN POUCH</b>					



# FedEx Express Plain Paper Label Samples

## International Single Piece Label with Electronic Trade Documents

<p><b>Shipper Information Block</b> All info - Arial 8pt U/L except where noted: Origin Location ID -U Sender City - Arial Bold 8pt Sender State - Arial Bold 8pt U Sender Postal Code - Arial Bold 8pt. Sender Country - Arial Bold</p>	<p>From: (123) 456-7890    Origin ID: COSA Shipper Line 1 Shipper Line 2 Shipper Street Address Line 1 Shipper Street Address Line 2 City, State or Province Code, Postal Code Country Code</p>	<p>Ship Date: 06JUN11 ActWgt: 55.0 LB CAD: 7032838ANSX02450    Dims: 7 X 5 X 5 IN</p>	<p><b>Miscellaneous Data</b> Arial Narrow 8pt U/L except where noted: Actual Ship Date -U Actual Weight: "LB" or "KG" and "MAN-WGT" - U Account Number Type: "S", "R", or "O" - U</p>
<p><b>FedEx Logo Block</b> FedEx Logo - graphics image ID Box - 0.50" sq &amp; 0.075" font Company Identifier Letter: E, G, F, or C (E for Express) - Arial Bold 36pt U</p>	<p>SHIP TO: (123) 456-7890    BILL SENDER Recipient Line 1 Recipient Line 2 Recipient Street Address Line 1 Recipient Street Address Line 2 City, State or Province Code, Postal Code Country Code</p>	<p>REF: DESC-1: abcd DESC-2: DESC-3: DESC-4: EEI: NO EEI 30.36 COUNTRY MFG: US CARRIAGE VALUE: CUSTOMS VALUE: 51.00 CAD    ETD T/C: S 700248836    D/T: S 700248836 SIGN: ESDS Test Sender EIN/VAT: PKG TYPE: CUSTOMER</p>	<p><b>Misc. International Data</b> Reference Label: "REF." - Arial Narrow 8pt U Reference Data - Arial Narrow 8pt U/L Description-1 thru 4 Label - Arial 8pt U Description-1 thru 4 Data - Arial 8pt U/L EEI: NDR Label - Arial 8pt U EEI: NDR Data - Arial 8pt U/L COUNTRY MFG: Label and Data - Arial 8pt U CARRIAGE VALUE Label and Data - Arial 8pt U CUSTOMS VALUE Label and Data - Arial 8pt U T/C and D/T Account Types: S, R, or O - Label and Data - Arial 8pt U SIGN: Label - Arial 8pt U Sender Signature Data - Arial 8pt U/L EIN/VAT: Label and Data - Arial 8pt U</p>
<p><b>Recipient Information</b> Ship To label - Arial Bold 9pt U Ship To Phone Number - Arial 9pt Payment Type - Arial Bold 8pt U Name and Address Lines - Arial Narrow 12pt U/L Ship To City - Arial Narrow Bold 14pt U/L Ship To State/Province - Arial Narrow Bold 14pt U Ship To Postal Code - Arial Narrow Bold 14pt Ship To Country Name and Country Code - Arial Narrow Bold 10pt</p>	  <p><small>These commodities, technology, or software were exported from the United States in accordance with the export administration regulations. Diversion contrary to United States law prohibited.</small></p> <p><small>The Warsaw Convention may apply and will govern and in most cases limit the liability of Federal Express for loss or delay of or damage to your shipment. Subject to the conditions of the contract.</small></p> <p><b>CONSIGNEE COPY - PLEASE PLACE IN POUCH</b></p>	<p>TRK# 7948 0175 1343 0493</p> <p><b>XQ YQBA</b></p>  <p><small>50FG18R12P5F4</small></p>	<p>PM INTL PRIORITY RES ETD G1R 2L7 PQ-CA YMX</p>
<p><b>Instruction Label</b> "CONSIGNEE COPY - PLEASE PLACE IN POUCH" - Arial Bold 9pt U</p>	<p><b>2D Barcode Block</b> 2D PDF-417 ANSI MH.10 barcode (5,1,S=5) Warsaw Statement - Arial Narrow 6pt</p>		

# T FedEx Express Thermal Label Samples






# FedEx Express Thermal Label Samples

Pay close attention to the format and data for FedEx Express thermal label. This information determines the successful and timely delivery of your customers' packages.

Labels should be generated using the test cases (specific to the FedEx software and version you are certifying on). Using the provided test cases will facilitate your quality check prior to label submission and will fully test label functionality, including maximum field lengths and formats.

FedEx Express International Priority Thermal Label with Broker Select Option

ORIGIN ID: HKAA (123) 456-7890 Shipper Line 1 Shipper Line 2 Shipper Street Address Line 1 Shipper Street Address Line 2 City, State or Province Code Postal Code Country Code SIGN: Shipper Line 1	SHIP DATE: 06JUN11 ACTWGT: 0.5 LB CAD: 7032838AWSX12650 DIMS: 10x10x10 IN BILL SENDER NO EEI 30.36
<b>TO Recipient Line 1</b> <b>Recipient Line 2</b> <b>Recipient Street Address Line 1</b> <b>Recipient Street Address Line 2</b> <b>City, State or Province Code Postal Code</b> <b>Country Code</b>	
(123) 456-7890 TEMPORARY EXPORT OTHER: JHAJKDJKSJKCSJCSJ INV: VSVSDVYTYNWN DEPT: PO:	
	
	
<small>These commodities, technology, or software were exported from the United States in accordance with the export administration regulations. Diversion contrary to US law is prohibited.</small>	
AM	
TRK# 7948 0175 0851 0430	INTL PRIORITY BSO BSO V5K 4A1 BC-CA YVR
	

# U FedEx Ground Plain Paper Labels



[Label Layout Requirements](#)

[United States Home Delivery 1D Barcode Label](#)

[Return Label](#)

[HazMat Label](#)

[C.O.D. Return Label](#)

[FedEx International Ground Label](#)



# FedEx Ground Plain Paper Labels

The following label shows the elements of a FedEx Ground plain paper label. Pay close attention to this area in terms of formatting and data. This information will determine successful and timely delivery of your customers' packages.

Labels should be generated using the test cases (specific to the FedEx software and version you are certifying on). Using the provided test cases will facilitate your quality check prior to label submission and will fully test label functionality, including maximum field lengths and formats.

## Label Layout Requirements





# FedEx Ground Plain Paper Labels

## United States Home Delivery 1D Barcode Label

From: (412)222-4444  
 TC 070-JAN13CL WSVQ(US)GND  
 Bar code Dept  
 100000 FedEx Gnd Drive fourth floor  
 West Wing  
 Pittsburgh, PA 15108  
 US



Ship Date: 28NOV12  
 Act Wgt: 10.0 LB  
 CAD: 100039139/WVSX12900  
 Dims: 108 X 5 X 5 IN

SHIP TO: (412)123-4567 BILL THIRD PARTY

**TC 070-JAN13CL WSVQ(US)GND**  
**SHIP TO COMPANY ME WITH LG30**


**SHIP TO STREET ADDRESS LINE ONE AT35**  
**SHIP TO STREET ADDRESS LINETWO AT35**  
**RECIPIENT CITY USA T, MA 02747**  
**US**

Ref #  
 Invoice #  
 PO #  
 Dept #  
 Ship ID

### APPOINTMENT

TRK# 7948 1678 9317

02747



9622 0859 1 (000 045 9419) 4 00 7948 1678 9317



518G3A0C030850C

Note: Font and layout requirements for this label and following labels will only be listed for those fields not included on previous labels in this section.



# FedEx Ground Plain Paper Labels

## Return Label

<p><b>From:</b> (123) 456-7890                  Shipper Line 1                  Shipper Line 2                  Shipper Street Address Line 1                  Shipper Street Address Line 2                  City, State or Province Code Postal Code                  Country Code</p>		<p><b>CAD:</b> 100005086/WSX12850 <b>Dims:</b> 5 X 5 X 5 IN</p>
<p><b>SHIP TO:</b> (123) 456-7890 <b>BILL THIRD PARTY</b>                  Recipient Line 1                  Recipient Line 2                  Recipient Street Address Line 1                  Recipient Street Address Line 2                  City, State or Province Code Postal Code                  Country Code</p>	<p><b>Ref #</b> NAFTA_COO  <b>Invoice #</b>  <b>PO #</b>  <b>Dept #</b>  <b>Ship ID</b></p>	<p><b>RMA #</b>                  Return Reason: ReturnShipmentReason</p>
	<p><b>TRK#</b> 7948 0175 1994</p> <p><b>RETURN</b></p> <p><b>52773</b></p> <p>9622 0131 4 (000 813 0914 6) 00 7948 0175 1994</p> 	








# FedEx Ground Plain Paper Labels

## C.O.D. Return Label

<p><b>COD Collection</b> Mail Check To Label - Arial Bold 10pt U/L</p>	<p><b>Mail Check To:</b> Shipper Line 1 Shipper Line 2 Shipper Line 1 Shipper Line 2 City, State or Province Code Postal Code</p>	<p>Ship Date: 06JUN11 ActWgt: 60.0 LB CAD: 100005066AWSX12650</p>
<p><b>Note:</b> For E COD Return Label the Sender Info Block is modified as follows: Replace Mail Check To Label and all Sender info with ECOD Verbiage 1: "Deposit Check" - Arial 18pt U/L &amp; ECOD Verbiage 2: "DO NOT MAIL" - Arial 24pt U</p>	<p><b>RECIPIENT:</b> 9822280721 Recipient Line 1 Recipient Line 1 Recipient Line 1 Recipient Line 1 City, State or Province Code Postal Code</p>	<p>Invoice # Reference # 794801751961 Original Tracking ID: 794801751961</p>
<p><b>COD Recipient Label</b> "RECIPIENT" - Arial Narrow 10pt U</p>		<p>Regular C.O.D. <b>COD</b></p> <p><b>C.O.D AMOUNT: 440.76 USD</b></p>
		<p><b>COD Collection</b> Original Tracking ID Label - Arial 10pt U/L Original Tracking ID Data - Arial 10pt</p>
		<p><b>COD Collection</b> COD Service Identifier Description: "Regular C.O.D." or "Electronic C.O.D." - Arial 14pt U/L COD Service Identifier: "COD" or "ECOD" - Arial Bold 48pt U COD Verbiage: "GUARANTEED FUNDS ONLY" or "CURRENCY ONLY" - Arial Bold 24pt U COD Amount Label: "COD Amount" - Arial Bold 24pt U/L COD Amount Data - Arial Bold 24pt COD Currency Type - Arial Bold 14 U</p>






# FedEx Ground Plain Paper Labels

## FedEx International Ground Label

Note: For international addresses, State or Province can be used.

EEI (Electronic Export Information)  
 EEI Label - Arial 8pt U  
 EEI Data - Arial 8pt UL  
 Note: EEI was formerly known as SED (Shipper's Export Declaration).

Service Identifier  
 "INT-GND" - Arial Bold 24pt U

From: (123) (123-1234) Person Name Company Name Street Line 1 Street Line 2 City, State or Province Code Postal Code	 <small>J11281184251425</small>	Ship Date: 02AUG08 Act Wgt: 5.0 LB System#: 7654321/GSE50100 Account#: 5***** Invoice#: Reference #: PO #: Dept #:
TO: (111) 222-3333 Person Name Company Name Street Line 1 Street Line 2 City, State or Province Code Postal Code		
		(9612015) 0414938 14504128
EEI: NO EEI 30.36		<h2 style="margin: 0;">INT-GND 026</h2> <p style="margin: 0;">Prepaid</p> <div style="text-align: right; margin: 0;">                 1                  of                  1             </div>

# V FedEx Ground Thermal Label Samples



[Layout Requirements for FedEx Ground U.S. Label](#)

[Font Requirements for FedEx Ground U.S. Label](#)

[Layout and Font Requirements for FedEx Home Delivery U.S. Label](#)

[FedEx Ground U.S. C.O.D. Inbound Shipping Label](#)

[FedEx Ground U.S. C.O.D. Outbound Payment Label](#)

[FedEx Ground U.S. E.C.O.D. Second Label](#)

[FedEx Ground U.S. C.O.D. with Guaranteed Funds Label](#)

[FedEx Ground U.S. C.O.D. with Guaranteed Funds Second Label](#)

[FedEx Ground Hold at Location Return Thermal Label with 1D Barcode](#)

[FedEx Home Delivery U.S. 1D Barcode Label with ORM-D](#)

[FedEx Ground U.S. Third-Party with FedEx Return Manager Label](#)

[FedEx International Ground Label with Third-Party Billing and C.O.D. with Guaranteed Funds](#)

[FedEx Ground U.S. Label with Doc-Tab](#)



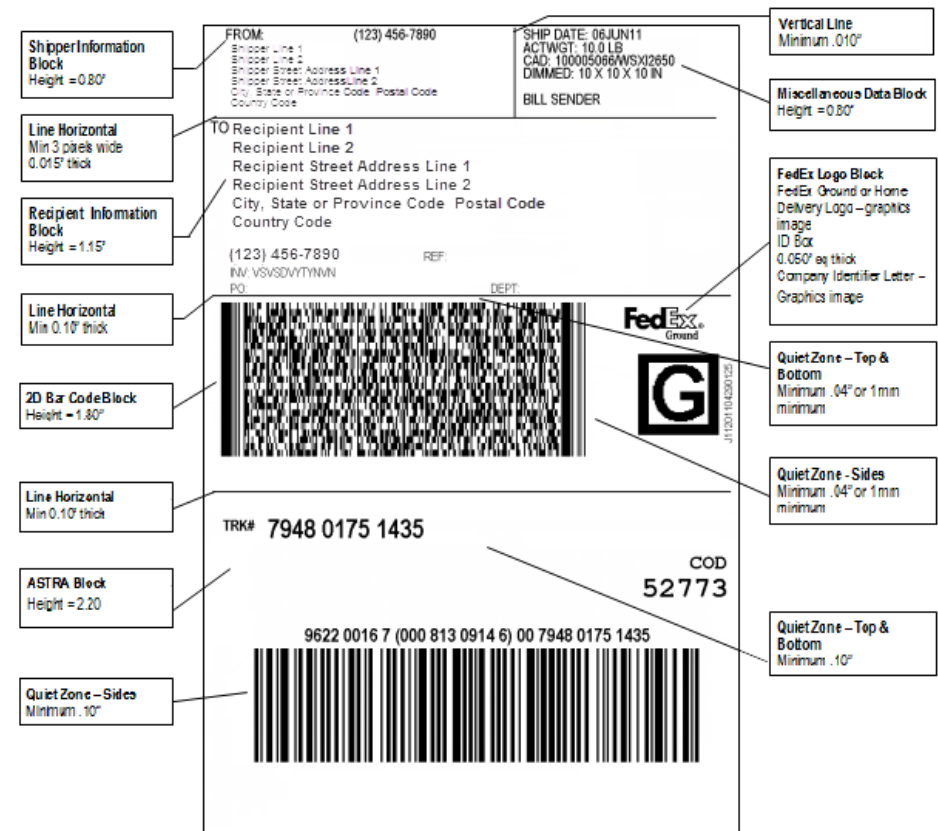
# FedEx Ground Thermal Label Samples

The area of the label shown in the following graphic is the most important part of a FedEx Ground thermal label. Pay particular attention to this area in terms of formatting and data. This information will determine successful and timely delivery of your customers' packages.



Labels should be generated using the test cases (specific to the FedEx software and version you are certifying on). Using the provided test cases will facilitate your quality check prior to label submission and will fully test label functionality, including maximum field lengths and formats.




## Layout Requirements for FedEx Ground U.S. Label







# FedEx Ground Thermal Label Samples

## Font Requirements for FedEx Ground U.S. Label

<b>Shipper Information Block</b> All info - Arial Narrow 8pt U/L except as noted Shipper State - U	<b>FROM:</b> (123) 456-7890 Shipper Line 1 Shipper Line 2 Shipper Street Address Line 1 Shipper Street Address Line 2 City, State or Province Code Postal Code	<b>SHIP DATE:</b> 06JUN11 <b>ACTWGT:</b> 10.0 LB <b>CAD:</b> 100005066/WSX12650 <b>DIMMED:</b> 10 X 10 X 10 IN <b>BILL SENDER</b>	<b>Miscellaneous Data</b> All info - Arial Narrow 8pt U/L except as noted Ship Date - U
<b>Recipient Information</b> Phone # - Arial Bold 8pt U TO - Arial Narrow 8pt U Name and Address Lines - Arial Bold 8pt U/L City - Arial Bold 10pt U/L State & Postal Code - Arial Bold 10 pt U Country Code - Arial Bold 10pt U	<b>TO</b> Recipient Line 1 Recipient Line 2 Recipient Street Address Line 1 Recipient Street Address Line 2 City, State or Province Code Postal Code (123) 456-7890 REF: _____ INV: VSVDVYTYNN PO: _____ DEPT: _____		<b>FedEx Ground Logo</b> Graphics Image
<b>Reference Information</b> Reference Numbers 1 - 5 Arial Narrow 8pt U/L Ref#/Inv#/Dept#/PO#/RM/Alt	 FedEx Ground logo with 'G'		<b>ID Box</b> 0.50" sq thick Company Identifier Letter - Graphics Image
<b>2D Bar Code</b> 2D PDF-417 ANSI MH-10 Font - 5,1, S=5 Size 10 mil	<b>TRK#</b> 7948 0175 1435 COD 52773		<b>CLS Version Identifier</b> Arial Narrow 8pt U/L
<b>Tracking Number</b> Courier New Bold 10pt			
<b>*96 Bar Code</b> UCC/EAN-128 H = 1.4" Size 17 - 20mil			

## Layout and Font Requirements for FedEx Home Delivery U.S. Label

<b>FROM:</b> Person Name Company Name Street Line 1 Street Line 2 City, State or Province Code Postal Code (111) 222-3333		<b>SHIP DATE:</b> 02AUG08 <b>Actual Wgt:</b> 60 LB <b>System#:</b> 123456/FXRS0761 <b>Account:</b> S 123456789	<b>Home Delivery Box</b> Horizontal & Vertical Lines - 0.010" thick H - gage of .70" height & .25" width
<b>TO:</b> Person Name Company Name Street Line 1 Street Line 2 City, State or Province Code Postal Code (CC)		(123) 123.1234  	<b>FedEx Home Delivery Logo</b> Graphics Image
<b>REF:</b> _____ <b>INV#:</b> _____ <b>PO#:</b> _____			
<b>HOME</b>			
(1234567) 1234567 12345678 <b>HOME</b>	(1234567) 1234567 12345678 <b>HOME</b>		<b>Service Type</b> Arial Narrow Bold 12pt U



# FedEx Ground Thermal Label Samples

Note: Font requirements for this label and following labels will only be listed for those fields not included on previous labels in this section.

## FedEx Ground U.S. C.O.D. Inbound Shipping Label

From Person Name Company Name Street Line 1 Street Line 2 City, State or Province Code Postal Code (111) 222-3333	Ship Date: 02AUG06 Actual Wgt: 60 LB System#: 123456/FXR90761 Account: S 123456789
TO: Person Name Company Name Street Line 1 Street Line 2 City, State or Province Code Postal Code (CC)	(123) 123-1234   Ref#: _____ Inv#: _____ POW: _____ Dept#: _____
	
	
Part # 156149-434 NRIT 6-02 <b>GND</b> Prepaid	(1234567) 1234567 12345678 COD
Text 2 Service Identifier: "COD" or "ECOD" - Arial 10pt U/L	





# FedEx Ground Thermal Label Samples

## FedEx Ground U.S. C.O.D. Outbound Payment Label

<b>Shipper Information Block</b> Mail Check To Label - Arial Bold 8pt U All info - Arial Narrow 8pt, U/L except as noted Shipper State - U	<b>MAIL CHECK TO:</b> Shipper Line 1 Shipper Line 2 Shipper Street Address Line 2 Shipper Street Address Line 2 City, State or Province Code Postal Code	Ship Date: 06JUN11 Regular C.O.D. <b>COD</b>
	<b>ECOD Service Identifier</b> Description: "Regular C.O.D." Arial 12pt U/L Label: "COD" - Arial Bold 24 U	TO Recipient Line 1 Recipient Line 2 Recipient Street Address Line 1 Recipient Street Address Line 2 City, State or Province Code Postal Code Country Code
<b>ECOD Service</b> Original Tracking ID Label - Arial 12pt U Original Tracking ID Data - Arial 12pt Reference Number Label - Arial 12pt U Reference Number Data - Arial 12pt COD Amount Label - Arial 12pt U/L COD Amount Data - Arial 12pt COD Currency Type - Arial 12pt U	ORIGINAL TRACKING ID: 794801750830 REFERENCE NUMBER: 794801750830 C.O.D. Amount: 10.00 USD	

## FedEx Ground U.S. E.C.O.D. Second Label

<b>ECOD Service Identifier</b> Description: "Electronic C.O.D." - Arial 12pt U/L Label: "ECOD" - Arial Bold 24 U	<b>ECOD Verbiage</b> "Deposit Check" - Arial Bold 16pt U/L "DO NOT MAIL" - Arial Bold 16pt U	Ship Date: 02DEC106 Electronic C.O.D. <b>ECOD</b>
<b>Deposit Check</b> <b>DO NOT MAIL</b>		(123) 123-1234  
TO Person Name Company Name Street Line 1 Street Line 2 City, State or Province Code Postal Code (CC)		(123) 123-1234 
ORIGINAL TRACKING ID: 123456789101112 REFERENCE NUMBER: 123456789101 C.O.D. Amount: 10.00 USD		ORIGINAL TRACKING ID: 123456789101112 REFERENCE NUMBER: 123456789101 C.O.D. Amount: 10.00 USD

Note: Print 2 copies of this label.





# FedEx Ground Thermal Label Samples

## FedEx Ground U.S. C.O.D. with Guaranteed Funds Label

Note: Ground U.S. E.C.O.D. Labels may also contain the C.O.D. specific wording: "Guaranteed" or "Currency".

<b>From:</b> Person Name Company Name Street Line 1 Street Line 2 City, State or Province Code Postal Code (111) 222-3333		Ship Date: 02AUG06 Actual Wgt: 60 LB System#: 123456/FXRS0761 Account: S 123456789	
<b>TO:</b> Person Name Company Name Street Line 1 Street Line 2 City, State or Province Code Postal Code (123) 123-1234 (CC)		  CLS861.205/10/15	
Re#: _____ Inv#: _____ POW: _____ Dept#: _____			
			
			
Part #: 1551-08-434 NPIT 6-02 <b>GND</b> Prepaid		(1234567) 1234567 12345678 COD Guaranteed	

**Text 3**  
 COD Verbiage: "Guaranteed"  
 or "Currency" - Arial 10pt U/L





# FedEx Ground Thermal Label Samples

## FedEx Ground U.S. C.O.D. with Guaranteed Funds Second Label

MAIL CHECK TO Person Name Company Name Street Line 1 Street Line 2 City, State or Province Code Postal Code (111) 222-5333	Ship Date: 02OCT06  <b>Regular C.O.D. COD</b>
TO Person Name Company Name Street Line 1 Street Line 2 City, State or Province Code Postal Code (111) 222-5333	(123) 123-1234 <b>FedEx</b> Ground <b>G</b> CL5681205/080715 (CC)
	
<b>GUARANTEED FUNDS!</b>	
** ORIGINAL TRACKING ID: 123456789101112 REFERENCE NUMBER: 123456789101 C.O.D. Amount: 10.00 USD	

COD Verbiage  
"GUARANTEED FUNDS!" or  
"CURRENCY ONLY!" - Arial  
Bold 18pt U

## FedEx Ground Hold at Location Return Thermal Label with 1D Barcode

FROM: TC 031 - JAN 2013 CL WSV (US) Bar code Dept 100000 FedEx Gnd Drive fourth floor West Wing Pittsburgh PA 15108 US	(412) 222-4444 CAD: 100039139/WVSX12900 DIMMED: 108 X 5 X 5 IN BILL SENDER
TO SHIP TO CONTACT ME WITH LG30 SHIP TO COMPANY ME WITH LG30 FedEx Ground Terminal HAL Address Line 1 HAL Address Line 2 AUSTIN HI 96801 (412) 123-4567 REF: (US) 518653D0539850C	
INV: PO:	DEPT:
	
<b>RETURN</b>	
TRK# 7948 1648 1190	HAL ASR 96801
9622 0355 6 (000 045 9419) 4 00 7948 1648 1190 	

Note: Ground U.S. E.C.O.D. 2nd Labels may also contain the C.O.D. specific wording: "GUARANTEED FUNDS!" or "CURRENCY ONLY!".







# FedEx Ground Thermal Label Samples

## FedEx Home Delivery U.S. 1D Barcode Label with ORM-D

FROM: (412) 555-1212 BarCode Sample FedEx Ground 1000 FedEx Drive Moon Township PA 15108 US	SHIP DATE: 27FEB12 ACT WT: 10.0 LB CAD: 408022/FXRS1200 BILL SENDER
TO <b>Jane Doe</b> <b>FedEx</b> <b>1900 W. Chelsea Avenue</b>  <b>Allentown PA 18104</b> (US)	
(412) 323-4567 REF: STEP171-GND-REF-NUMBER IN1: STEP171-GND-TRU-NUMBER REP1: FIELD TECHNOLOGY DEPT. PO1: STEP171-GND-PO-NUMBER	
 	
TRK# <b>5489 8326 8799</b>	
DATE CERTAIN NO-AIR DSR 18104	
9622 0807 6 (000 500 9141) 1 00 5489 8326 8799	
	

## FedEx Ground U.S. Third-Party with FedEx Return Manager Label

<b>Note:</b> The Shipper Information Block contains the Recipient Information for Return Manager label	From Person Name Company Name Street Line 1 Street Line 2 City, State or Province Code Postal Code (123) 123-1234	System#: 123566IFXRS0761 Account S *****
<b>Note:</b> The Recipient Information Block contains the Shipper information for Return Manager label & Country Code is required	TO: Person Name Company Name Street Line 1 Street Line 1 City, State or Province Code Postal Code (123) 123-1234	(111) 222-3333  (CC) 
<b>Miscellaneous Data</b> Account Number is masked Ariel Narrow Opt U/L	Roll: Invt: PC#:	Deprt:
		
<b>Text 1</b> Payment Types: 'Prepaid', '3rd PARTY', or 'BILL-RECP' - Ariel 10pt U/L		
<b>Text 2</b> "RETURN MGR" - Ariel 10pt U/L	(1234567) 1234567 1234567B GND 3rd PARTY RETURN MGR	



# FedEx Ground Thermal Label Samples

## FedEx International Ground Label with Third-Party Billing and C.O.D. with Guaranteed Funds

## FedEx Ground U.S. Label with Doc-Tab

<b>From:</b> Person Name Company Name Street Line 1 Street Line 2 City, State or Province Code Postal Code (111) 222-3333		<b>Ship Date:</b> 02AUG05 <b>Actual Wgt:</b> 10 LB <b>System#:</b> 123456/FXRS0761 <b>Account #:</b> 123456789	
<b>TO:</b> Person Name Company Name Street Line 1 Street Line 2 City, State or Province Code Postal Code (CC)		(123) 123-1234  	
<b>Rate:</b> <b>Inv#:</b> <b>PO#:</b>		<b>Dept#:</b>	
			
			
(1234567) 1234567 12345678 <b>INT-GND</b> <b>COD</b> <b>3rd PARTY</b> <b>GUARANTEED</b> <b>SE0:</b> NDR 30.58			

**Text 2 and Text 3 Service Codes**  
 Service Identifier: "COD" or "ECCD" - Arial 10pt U/L  
 COD Verbiage: "Guaranteed" or "Currency" - Arial 10pt U/L

**Service Type**  
 Arial Narrow Bold 12pt U

**Text 1**  
 Payment Types: "Prepaid", "3rd PARTY", or "BILL-REDP" - Arial 10pt U/L

**SE0**  
 Shipper Export Declaration Label, "SE0:" - Arial 8pt U  
 SE0 Data - Arial 8 or U/L

<b>Inv#:</b> This INV field Date: 04/06/2006      SHIPPING: 15.35 <b>Cust#:</b> Test Case 002-1 Wgt: 12.0 LBS      SPECIAL: 256.84 <b>Dept#:</b> COD: 0.00      HANDLING: 5.00 <b>PO #:</b> This PO# field DV:      50000.00      TOTAL: 276.39			
<b>Sves: GND DSR PPD D/V O/S</b> <b>TRCK: 102282730017498</b>			
<b>From:</b> CSP-FEDEX GROUND LABEL EVALU BARCODE DEPARTMENT 10000 FEDEX GND DRIVE FOURTH WEST WING PITTSBURG, PA 15109 (412) 222-4444		<b>Ship Date:</b> 06APR06 <b>Actkgt:</b> 12.0 LB MAN <b>System#:</b> 07506367/CAFE2307 <b>Account:</b> 5 *****	
<b>TO SHIP TO CONTACT NAME</b> ABCDEFGHIJKLMN(855) 111-1111 <b>SHIP TO COMPANY NAME</b> ABCDEFGHIJKLMN <b>SHIP TO STREET ADDRESS LINEONE</b> <b>SHIP TO STREET ADDRESS LINETWO</b> <b>RECIPIENT CITY USA 2, MA 02747 (US)</b>			
Ref Test Case 002-thirty character Inv This INV field maxed at thirty PO This PO# field maxed at thirty      Dept			
			
1 of 2			
 <b>CPH</b>			
			
(9612015) 1022827 30017498 <b>GND</b> <b>DIRECT SIGN</b> <b>Prepaid</b>			

# W FedEx SmartPost Label Samples



[FedEx SmartPost Returns Label](#)

[FedEx Ground Thermal SmartPost Label \(Large Shipper\)](#)

[FedEx Integrated Label \(Small Shipper\)](#)

[FedEx Ground SmartPost Returns Label](#)





# FedEx SmartPost Label Samples

Pay close attention to the format and data for FedEx SmartPost label. This information determines the successful and timely delivery of your customers' packages.

Labels should be generated using the test cases (specific to the FedEx software and version you are certifying on). Using the provided test cases will facilitate your quality check prior to label submission and will fully test label functionality, including maximum field lengths and formats.

## FedEx SmartPost Returns Label

RETURN ADDRESS  
19300 JANACEK CT

BROOKFIELD, WI 530456112

CAD: 100028231/W5X12600

NO POSTAGE  
NECESSARY IF  
MAILED IN THE  
UNITED STATES

**PARCEL SELECT RTN SVC**  
SMARTPOST PERMIT NO. 77050-000

SMARTPOST / RETURNS  
PARCEL RTN SVC  
56950

NDC - USPS PARCEL RTN SVC



9202 3128 2123 6131 3500 44



RMA: RMA to Pring



(9611918) 1086734 15018734

**F01**

112201206170125-100028231

## FedEx Ground Thermal SmartPost Label (Large Shipper)

Note: The FedEx SmartPost courier picks up.

SHIP FROM  
TC019-JUN10 Ground Label Evalu  
248 TUPPERWARE ROAD  
248 TUPPERWARE RD  
HEMINGWAY, SC 29554  
CAD: 100026075/W5X12600

Parcel Select  
U.S. Postage Paid  
SmartPost  
e-VS



Parcel Select Lightweight

SHIP TO:  
Charlie Doe and Family 02 xxxxxx  
P.O. Box 60  
P.O. Box 60  
Cape Neddick, ME 03902

USPS TRACKING # e-VS



9261 2808 2398 0030 9750 53

112201206170125-100028231

## FedEx Integrated Label (Small Shipper)



Note: FedEx® Ground courier picks up.

# FedEx SmartPost Label Samples



**SHIP FROM**  
TC020-JUN10 Ground Label Evalu  
89 TOM HARVEY RD  
WESTERLY, RI 02891

CAD: 100026076/WSX12600



(9611914) 0472880 15004584

ADDRESS SERVICE REQUESTED

**SHIP TO:** SSGT Kevin Taylor  
Unit 2050 Box 4190  
APO, AP 96367



4120126076/WSX12600

USPS TRACKING # e-VS



9274 8144 3854 2130 0751 00

## FedEx Ground SmartPost Returns Label

**RETURN ADDRESS**  
2925 Embassy Parkway  
Suite 10  
Akron, OH 44333

NO POSTAGE  
NECESSARY IF  
MAILED IN THE  
UNITED STATES

RMA: UATtest123

**PARCEL SELECT RTN SVC**  
SMARTPOST PERMIT NO. 77050-000

**SMARTPOST / RETURNS  
PARCEL RTN SVC  
56950**

---

**BMC ZIP - USPS PARCEL RTN SVC**

**420 56950 9158 1757 5330 0600 3000 50**

---

**F01**

(9611918) 0473295 15000062

# X Sample Shipping Documents



[Bill of Lading](#)

[Commercial Invoice](#)

[Certificate of Origin](#)

[FedEx Ground Pickup Manifest](#)

[NAFTA COO](#)

[OP-900](#)

[OP-950](#)

[Pro Forma Invoice](#)



## Sample Shipping Documents



Table 211. Shipping Documents

Title	Creation Time	Print Formats	Export to Directory	Multiple Copies	Paper Size
Domestic FedEx Freight Bill of Lading (Uniform BOL)	Ship Time	RTF, PDF, DOC, TXT	Yes	Yes	8-1/2" x 11"
Domestic VICS BOL	Ship Time		Yes	Yes	8-1/2" x 11"
International Commercial Invoice	Ship Time	RTF, PDF, DOC, TXT	Yes	No	8-1/2" x 11", A4
International Pro Forma Invoice	Ship Time	RTF, PDF, DOC, TXT	Yes	Yes	8-1/2" x 11", A4
International Certificate of Origin	Ship Time	RTF, PDF, DOC, TXT	Yes	No	8-1/2" x 11", A4
FedEx Ground Commercial Invoice (OP-950)	Ship Time	RTF, PDF, DOC	Yes	Yes	8-1/2" x 11"
FedEx Ground NAFTA COO	Ship Time	RTF, PDF, DOC, TXT	Yes	No	8-1/2" x 11", A4
FedEx Ground Pickup Manifest	Close	RTF, PDF, DOC	Yes	No	8-1/2" x 11"
FedEx Ground OP-900	Ship Time	RTF, PDF, DOC, TXT	Yes	No	8-1/2" x 11", A4

## Bill of Lading

**UNIFORM STRAIGHT BILL OF LADING ORIGINAL---NOT NEGOTIABLE**  
SUBJECT TO THE TERMS AND CONDITIONS OF THE UNIFORM BILL OF LADING --- QUESTIONS? CALL 1.800.393.6595

**FedEx**  
Freight

Date: \_\_\_\_\_ Purchase Order #: \_\_\_\_\_  
Shipper #: \_\_\_\_\_ Shipper #: \_\_\_\_\_

**REQUIRED: Please select a service type**  
 FedEx Freight®  FedEx Freight® Priority (FXFE)  FedEx Freight® Economy (FXNU)  A.M. Delivery  Close of Business Delivery

**OPTIONAL: You may select money-back guarantee delivery (charges and tariff limitations may apply).**

**PLACE PRO LABEL HERE**

SHIPPER (from)			CONSIGNEE (to)		
Shipper	RFACCT. #	Commodity	Shipper	RFACCT. #	
Attn. to	Area Code Phone Number	Attn. to	Area Code Phone Number		
Address			Address		
Address (Store Dept., Bldg. Fl./ Apt. Div.)			Address (Store Dept., Bldg. Fl./ Apt. Div.)		
City			City		
State/Province	ZIP/Postal Code	Country	State/Province	ZIP/Postal Code	Country
Accessorial Charges <input type="checkbox"/> Liftgates <input type="checkbox"/> Inside Pickup <input type="checkbox"/> Limited Access			Accessorial Charges <input type="checkbox"/> Liftgates <input type="checkbox"/> Inside Delivery <input type="checkbox"/> Limited Access		
Shipper Bill of Lading #			Custom/Delivery Window:		
Special Instructions					

**BILL FREIGHT CHARGES TO (if different than above):**

Name	FXF Acct. #	Mailing Address
City	State	ZIP/Postal Code Country Area Code Phone Number

Freight charges are **PREPAID** unless marked collect.  
**C.O.D.** 1. The letters "C.O.D." must appear in box before consignee name above.  
 2. C.O.D. funds to be collected as:  Certified Funds  Company Check  Personal Check  
 3. C.O.D. fee to be paid by:  Shipper  Consignee

**REMARKS TO BE ENTERED BY SHIPPER ABOVE:**

DATE	DESCRIPTION

**HANDLING INSTRUCTIONS:**

UNIT(S)	TYPE	PKGS	HT	WT	DESCRIPTION OF ARTICLES, KIND OF PACKAGE, SPECIAL MARKS AND EXCEPTIONS	WEIGHT IN LBS.	NET WT IN LBS.	CLASS	PKGS

**TOTAL HTS:** \_\_\_\_\_ **★ MARK "X" OR "NO" IN THE HTS COLUMN TO DESIGNATE HAZARDOUS MATERIALS OR REPORTABLE QUANTITY AS DEFINED IN DOT REGULATION 8.**

**EMERGENCY CONTACT:** NAME: \_\_\_\_\_ PHONE: \_\_\_\_\_  
 NAME: \_\_\_\_\_ PHONE: \_\_\_\_\_

**EMERGENCY RESPONSE PROVIDER PERSON OR CONTRACT #:** \_\_\_\_\_

**FOR FREIGHT COLLECT SHIPMENTS:**  
 Carrier certifies receipt of packages and required placards. Carrier certifies emergency response information was made available and/or carrier has the DOT emergency response guidebook or equivalent document in the vehicle.

**SHIPPER CERTIFICATION:**  
 This is to certify that the above named materials are a properly classified, described, packaged, marked and labeled, and are in proper condition for transportation according to the applicable regulations of the Department of Transportation.

Shipper Signature: \_\_\_\_\_ Date: \_\_\_\_\_  
 Carrier Signature: \_\_\_\_\_ Date: \_\_\_\_\_

**DATE:** \_\_\_\_\_ **INVOICES/BLTS OVER NUMBER:** \_\_\_\_\_ **PIECE COUNT:** \_\_\_\_\_ **TRAILER #:** \_\_\_\_\_

Create your next Bill of Lading online at [fedex.com/us/flight/online](http://fedex.com/us/flight/online) | FedEx Freight | 02021210-9F

## Commercial Invoice

Report Viewer v1.1 [116211 - ACI\_111111111309.RTF]

File Edit View Settings Window Help

116211

CL Close Reports  
 S Shipment Reports  
 International  
 CI CI  
 111111111548  
 111111111559  
 111111111607  
 111111111309  
 111111111331  
 111111111412  
 111111111423  
 Pro-Forma Invoice  
 Certificate of Origin  
 Shipment Detail  
 IFO Distribution  
 IFO IDP  
 IFO IEO  
 Ground  
 BOL Freight  
 DG  
 211328

FedEx Express Commercial Invoice

Ship Date: 2/25/2009 International Tracking#: 111111111309  
 ACT-111111111309

**Purpose:** Distribution Center  
**Shipper:** Robert Shipper  
**CO NAME:** 1 Shipping Lane  
**CONTRACT:** Memphis  
**ADDR1:** TN  
**ADDR2:** 28017  
**ADDR3:** PHH: 9018511212  
**CITY:** CTRY: US  
**ST/PR:** TN  
**PSL:** 28017  
**PHH:** 9018511212  
**IRSEEN:** 570965280  
**PHEN:** Food Shipment: N

**Nbr Pkgs:** 2 BOX  
**Consignee:** LASER MATRIX  
**CO NAME:** 2400-14TH AVENUE, UNIT 35  
**CONTRACT:** HANSHAM  
**ADDR1:** ON  
**ADDR2:** CTRY: CA  
**ADDR3:** 19054745020  
**CITY:** ST/PR:  
**PSL:** 19054745020  
**PHH:** 19054745020  
**IRSEEN:**

**MARKS/NBS:** 14.0 LBS UNIT QTY: 2 EA MS CODE: 847160576 CTRY MFG: US  
**WEIGHT:** 682.12 USD  
**COMMODITY VALUE:** 682.12 USD  
**EX DRT:** LICENSE:  
**DESCRIPTION:** TT/20DDP1 SER/PAR/USB 5 BOLL

**SUB TOTALS:** WEIGHT: 14.0 LBS COMMODITY VALUE: 682.12  
 FREIGHT AMOUNT: 0.00  
 INSURANCE AMOUNT: 0.00  
 OTHER AMOUNT: 0.00  
**TOTAL INVOICE:** 682.12



# Sample Shipping Documents

## Certificate of Origin

**CERTIFICATE OF ORIGIN**

The undersigned \_\_\_\_\_  
 \_\_\_\_\_ declares that the  
 following mentioned goods shipped via \_\_\_\_\_ on the date  
 of \_\_\_\_\_ consigned to \_\_\_\_\_  
 \_\_\_\_\_ are the  
 product(s) of \_\_\_\_\_.

Mark & Numbers (Air Waybill/Tracking #)	No Pkg	Gross Wgt(kg)	Net Wgt(kg)	Description of Goods

These commodities, technologies or software were exported from the United States of America in accordance with the Export Administration Regulations. Diversion contrary to U.S. law prohibited.

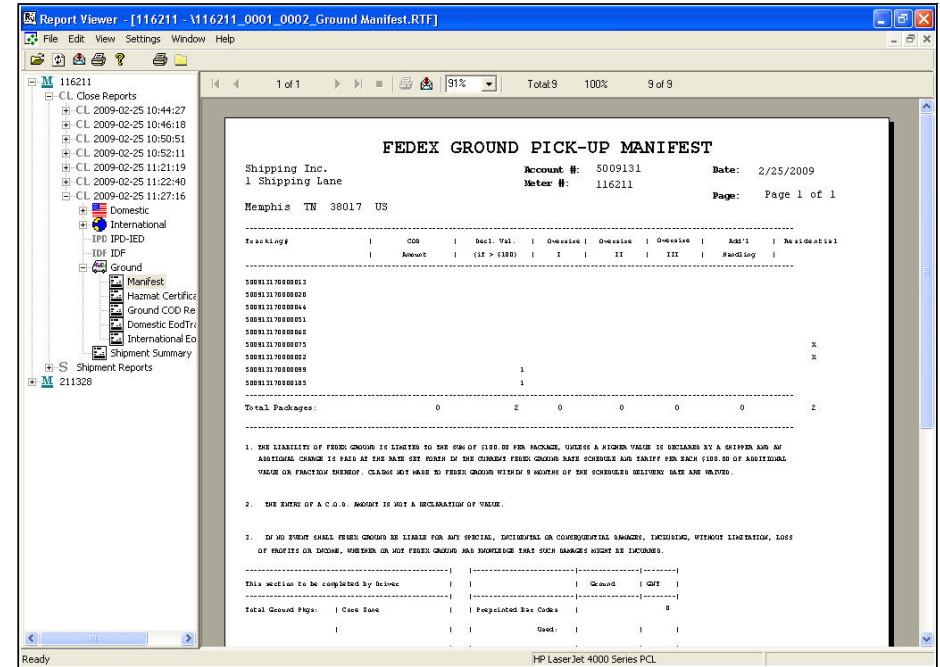
Dated at \_\_\_\_\_ on \_\_\_\_\_  
 \_\_\_\_\_  
 Exporter

Sworn to before me on \_\_\_\_\_  
 \_\_\_\_\_  
 Notary Public

The \_\_\_\_\_ Chamber of Commerce, a recognized Chamber of Commerce under the laws of the State of \_\_\_\_\_, has examined the manufacturer's invoice or shipper's affidavit concerning the origin of the merchandise and, according to the best of its knowledge and belief, finds the products named originated in \_\_\_\_\_.

Secretary \_\_\_\_\_

## FedEx Ground Pickup Manifest





# Sample Shipping Documents

## NAFTA COO

U.S. DEPARTMENT OF HOMELAND SECURITY  
Bureau of Customs and Border Protections

OMB No. 1651-0098 See back of form for Paper Work Reduction Act Notice.

**NORTH AMERICAN FREE TRADE AGREEMENT  
CERTIFICATE OF ORIGIN**

19 CFR 181.11, 181.22

1. EXPORTER NAME AND ADDRESS		2. BLANKET PERIOD (DD/MM/YY)			
		FROM			
		TO			
TAX IDENTIFICATION NUMBER					
3. PRODUCER NAME AND ADDRESS		4. IMPORTER NAME AND ADDRESS			
TAX IDENTIFICATION NUMBER		TAX IDENTIFICATION NUMBER			
5. DESCRIPTION OF GOODS	6. HS TARIFF CLASSIFICATION NUMBER	7. PREFERENCE CRITERION	8. PRODUCER	9. NET COST	10. COUNTRY OF ORIGIN

I CERTIFY THAT:

• THE INFORMATION ON THIS DOCUMENT IS TRUE AND ACCURATE AND I ASSUME THE RESPONSIBILITY FOR PROVING SUCH REPRESENTATIONS. I UNDERSTAND THAT I AM LIABLE FOR ANY FALSE STATEMENT OR MATERIAL OMISSIONS MADE ON OR IN CONNECTION WITH THIS DOCUMENT;

• I AGREE TO MAINTAIN AND PRESENT UPON REQUEST, DOCUMENTATION NECESSARY TO SUPPORT THIS CERTIFICATE, AND TO INFORM, IN WRITING, ALL PERSONS TO WHOM THE CERTIFICATE WAS GIVEN OF ANY CHANGES THAT COULD AFFECT THE ACCURACY OR VALIDITY OF THIS CERTIFICATE;

• THE GOODS ORIGINATED IN THE TERRITORY OF ONE OR MORE OF THE PARTIES, AND COMPLY WITH THE ORIGIN REQUIREMENTS SPECIFIED FOR THOSE GOODS IN THE NORTH AMERICA FREE TRADE AGREEMENT, AND UNLESS SPECIFICALLY EXEMPTED IN ARTICLE 411 OR ANNEX 401, THERE HAS BEEN NO FURTHER PRODUCTION OR ANY OTHER OPERATION OUTSIDE TERRITORIES OF THE PARTIES; AND

• THE CERTIFICATE CONSISTS OF  PAGES, INCLUDING ALL ATTACHMENTS.

11a. AUTHORIZED SIGNATURE		11b. COMPANY	
11c. NAME		11d. TITLE	
11e. DATE (DD/MM/YY)		11f. TELEPHONE NUMBER	(Facsimile)
		(Voice)	

CBP FORM 434 (04/97)

## OP-900



**HM**

**Instructions**

**To Shipper:**  
Complete all boxes. Press firmly with ball point pen. All copies must be readable. Remove backing and attach to package near shipping label.

**To Loader:**  
Tear off copy & place in hazardous materials envelope.

**To Driver:**  
Carry hazardous materials envelope (with these slips) in vehicle cab during transit.

OP-900 9/07

**FedEx Ground**

**HAZARDOUS MATERIALS**

<b>FedEx GROUND SHIPPER NUMBER</b>	<b>EMERGENCY CONTACT NUMBER</b>			
Number of packages and type/DOT Shipping Name of Material (Additional Entries If Applicable)				
<table border="1" style="width: 100%; border-collapse: collapse;"> <tr> <td style="width: 60%;">Hazard Class or Division Number</td> <td style="width: 20%;">Identification Number</td> <td style="width: 20%;">Packing Group</td> </tr> </table>		Hazard Class or Division Number	Identification Number	Packing Group
Hazard Class or Division Number	Identification Number	Packing Group		
Weight	Type DOT Label(s), Ltd. Qty., Special Permit or Required Information			

SHIPPER: Use ball point pen and press firmly when preparing this form.



# Sample Shipping Documents

## OP-950

**HAZARDOUS MATERIALS CERTIFICATION**

OP-950A  
4/2009

John Doe  
FedEx Services  
10 FedEx Parkway  
Collierville, TN 38017  
Acct. # 1234567890

Date: 3/10/10

NUMBER AND TYPE OF PACKAGING	IDENTIFICATION NUMBER	DOT SHIPPING NAME OF MATERIAL	HAZARD CLASSIFICATION NUMBER	PACKING GROUP	WEIGHT	TYPE DOT LABELS, DOT SPECIAL PERMIT OR REQUIRED INFORMATION	RECIPIENT NAME AND ADDRESS	TRACK #, SHIPPER NAME, EMERGENCY CONTACT NUMBER
1 Fiberboard Box	UN2001	Cobalt naphthenates, powder (Cobalt)	4.1	III	5 lbs	FLAMMABLE SOLID	Name 123 Street West Memphis, AR 72301	524743430000053 Bubba's Best Chemical Emergency Contact Number 1-800-555-1212
1 Fiberboard Box	UN2001	Cobalt naphthenates, powder (Cobalt)	4.1	III	5 lbs	FLAMMABLE SOLID	Name 123 Street West Memphis, AR 72301	524743430000053 Bubba's Best Chemical Emergency Contact Number 1-800-555-1212
	UN2001	Cobalt naphthenates, powder (Cobalt)	4.1	III	5 lbs	FLAMMABLE SOLID		
1 Fiberboard Box	UN2001	Cobalt naphthenates, powder (Cobalt)	4.1	III	5 lbs	FLAMMABLE SOLID	Name 123 Street West Memphis, AR 72301	524743430000053 Bubba's Best Chemical Emergency Contact Number 1-800-555-1212
	UN2001	Cobalt naphthenates, powder (Cobalt)	4.1	III	5 lbs	FLAMMABLE SOLID		

THIS IS TO CERTIFY THAT THE ABOVE-NAMED MATERIALS ARE PROPERLY CLASSIFIED, DESCRIBED, PACKAGED, MARKED AND LABELED AND ARE IN PROPER CONDITION FOR TRANSPORTATION ACCORDING TO THE APPLICABLE REGULATIONS OF THE DEPARTMENT OF TRANSPORTATION. HAZARDOUS MATERIALS CAN ONLY BE SHIPPED WITHIN THE 48 CONTIGUOUS STATES VIA GROUND SERVICE. HAZARDOUS MATERIALS AND OBJECTS ARE PROHIBITED FROM BEING SHIPPED TO ALASKA OR HAWAII. ALL PACKAGES MUST BE PREPARED IN ACCORDANCE WITH ALL DOT AND FEDEX GROUND REQUIREMENTS.

SIGNATURE: John Doe Page: 1 of 1

## Pro Forma Invoice

**PRO FORMA INVOICE**

This invoice must be completed in English.

Page 1 of 1

<b>EXPORTER:</b> Tax ID#: SELECT DOWN ARROW FOR OPTIONS Contact Name: Telephone No.: E-Mail: Company Name/Address:		Ship Date: Air Waybill No. / Tracking No.: Invoice No.: Purchase Order No.: Payment Terms: Bill of Lading: Purpose of Shipment: SELECT DOWN ARROW FOR OPTIONS					
Country: Parties to Transaction: <input type="checkbox"/> Related <input type="checkbox"/> Non-Related		SOLD TO (if different from Consignee): <input type="checkbox"/> Same as CONSIGNEE: Tax ID#: SELECT DOWN ARROW FOR OPTIONS Company Name/Address: Country:					
CONSIGNEE: Tax ID#: SELECT DOWN ARROW FOR OPTIONS Contact Name: Telephone No.: E-Mail: Company Name/Address:							
If there is a designated broker for this shipment, please provide contact information. Name of Broker: Tel. No. Contact Name: Duties and Taxes Payable by <input type="checkbox"/> Exporter <input type="checkbox"/> Consignee <input type="checkbox"/> Other If Other, please specify							
No. of Packages	No. of Units	Unit of Measure	Description of Goods	Harmonized Tariff Number	Country of Origin	Unit Value	Total Value
						0.00	0.00
						0.00	0.00
						0.00	0.00
Total No. of Packages: 0 Total Weight (Indicate LBS or KGS): Terms of Sale: Select Down Arrow For Options				Subtotal: 0.00 Insurance: 0.00 Freight: 0.00 Packing: 0.00 Handling: 0.00 Other: 0.00			
Special Instructions:						Invoice Total: 0.00 Currency Code:	
Declaration Statement(s):						I declare that all the information contained in this invoice to be true and correct. Originator or Name of Company Representative if the invoice is being completed on behalf of a company or individual:	
Signature / Title / Date:							

REV. 03.17.11-1.04

# Y Glossary



Table 212. Glossary

Acronym	Description
\$AW	Alcohol shipment indicator in the customer reference field
ACS	Automated Computer System
ADG	Accessible Dangerous Goods
AES	Automatic Export System
AHC	Additional Handling Charge
AHS	Additional Handling Surcharge
AMBASSADOR	FedEx Revenue International Billing System
AOD	Acknowledgment of Delivery
APAC	Asia Pacific
API	Application Programming Interface
ASCII	American Standard Code for Information Interchange
ASR	Adult Signature Required
ASTRA	Advanced Sorting Tracking Routing Assistance
ATA	Admission Temporaire/ Temporary Admission (combination of French and English phrases)
ATS	Automated Targeting System
BCS	Border Cargo Selectivity
BOL	Bill of Lading
BSO	Broker Select Option
CAD, \$CAD	Canadian Dollars
CBP	Customs and Border Protection
CCI	Consolidated Commercial Invoice
CFR	Cost and Freight

Table 212. Glossary, continued

Acronym	Description
CFR or C&F	Cost and Freight: (Destination port - paid to arrival at destination port). Title, risk and insurance cost pass to buyer when delivered on board the ship by seller who pays the transportation cost to the destination port. Used for sea or inland waterway transportation.
CI	Commercial Invoice
CIF	Costs, Insurance and Freight: (Destination port - same as CFR, but includes insurance). Title and risk pass to buyer when delivered on board the ship by seller who pays transportation and insurance cost to destination port. Used for sea or inland waterway transportation.
CIP	Carriage and Insurance Paid To: (Place at destination - CPT, but includes insurance.) Title and risk pass to buyer when delivered to carrier by seller who pays transportation and insurance cost to destination. Used for any mode of transportation.
CIV	Civil End Users
COD, C.O.D.	Collect on Delivery
CPT	Carriage Paid To: (Place at destination - includes all destination port charges). Title, risk, and insurance cost pass to buyer when delivered to carrier or seller who pays transportation and insurance cost to destination. Used for any mode of transportation.
CRN	Child Routing Number
CSP	FedEx® Compatible Solutions Program
CTS	Common Transaction Set (Tagged Transaction Elements)
DAP	Delivered at Place: Seller pays for carriage to the named place, except for costs related to import clearance, and assumes all risks prior to the point that the goods are ready for unloading by the buyer.
DAT	Delivered at Terminal: Seller pays for carriage to the terminal, except for costs related to import clearance, and assumes all risks up to the point that the goods are unloaded at the terminal.
DEA	Drug Enforcement Agency
DCS	Destination Control Statement

Table 212. Glossary, continued

Acronym	Description
DDP	Delivered Duty Paid: (Recipient door - includes all charges origin to destination). Title and risk pass to buyer when seller delivers goods to named destination point cleared for import. Used for any mode of transportation.
DDU	Delivered Duty Unpaid: (Recipient door - excluding duties and taxes). Title, risk and responsibility for vessel discharge and import clearance pass to buyer when seller delivers goods on board the ship to destination port. Used for sea or inland waterway transportation.
DG	Dangerous Goods
DIM weight	Dimensional (volume) weight; the minimum weight allowance for a package of a given size
DOC	Department of Commerce
DOS	Department of State
DOT	Department of Transportation
DSR	Direct Signature Required
DUNS	A number assigned to a firm by Dun and Bradstreet
EAR	Export Administration Regulations
ECI	Electronic Commercial Invoice
ECOD	Electronic Collect on Delivery
EDV	Excess Declared Value
EEL	Electronic Export Information
EIN	Employer Identification Number
EMEA	Europe, the Middle East, and Africa
EOR	Exporter of Record
EPDI	Electronic Package Detail Information
ETD	Electronic Trade Document

Table 212. Glossary, continued

Acronym	Description
EU	European Union
EXW	Ex Works: (Factory, mill, warehouse: your door). Title and risk pass to buyer including payment of all transportation and insurance cost from the seller's door. Used for any mode of transportation.
FA	Forwarding Agent
FAS	Free Alongside Ship
FASC	FedEx Authorized ShipCenter®
FCA	Free Carrier: (Pick a place after your origin to start). Title and risk pass to buyer including transportation and insurance cost when the seller delivers goods cleared for export to the carrier. Seller is obligated to load the goods on the Buyer's collecting vehicle; it is the Buyer's obligation to receive the Seller's arriving vehicle unloaded.
FDC	FedEx Cargo
FDCC	FedEx Custom Critical®
FDEG	FedEx Ground®
FDFR	FedEx Freight®
FDXC	FedEx Cargo
FDXE	FedEx Express®
FDXG	FedEx Ground®
FedEx Drop-Off Locator	A convenient way for FedEx Express, FedEx Ground, and FedEx Office customers to find locations that best accommodate their routines or special shipping needs. Locations may be FedEx-staffed or self-service locations, FedEx Office facilities, or FedEx Authorized ShipCenter® locations. Search by zip code, address, or phone number. The Drop-Off Locator provides driving directions and a map for each location.
FHD	FedEx Home Delivery®
FICE	FedEx International Controlled Export



Table 212. Glossary, continued

Acronym	Description
FOB	Free On Board: (Port - same as FAS). Risk passes to buyer, including payment of all transportation and insurance cost once delivered on board the ship by the seller. Used for sea or inland waterway transportation.
FTR	Foreign Trade Regulations
FX	FedEx Express®
FXCC	FedEx Custom Critical®
FXF	FedEx LTL Freight®
FXFAM	A.M. Delivery
FXFCB	Close of Business Delivery
FXFR	FedEx Freight®
FXK	FedEx Office®
FXSP	FedEx SmartPost®
GBS	Shipments to B Countries
GIF	Graphics Interchange Format
Girth	Girth is the sum of the four smallest dimensions of a package. $Girth = 2 \times Width + 2 \times Height$ or $(2W + 2H)$ .
GST	Goods and Services SalesTax
HAL	Hold At FedEx Location
HazMat	Hazardous Materials
HST	Harmonized Sales Tax
HTML	HyperText Markup Language
HTTP	Hypertext Transfer Protocol
IATA	International Air Transport Association
IE	International Economy

Table 212. Glossary, continued

Acronym	Description
IEFS	International Economy Freight Service
INCO	International Commercial Terms
IOR	Importer of Record
IP	International Priority
IPBSO	International Priority Broker Select Option
IPF	International Priority Freight
IPFS	International Priority Freight Service
IRS	Internal Revenue Service
ITAR	International Traffic in Arms Regulations
ITN	Internal Transaction Number
IVA	Impuesto al Valor Agregado (means "value-added tax" in Spanish)
KG or KGS	Kilograms (common abbreviation is kg or kgs)
LAC	Latin America and the Caribbean
LB or LBS	Pounds (common abbreviation is lb. or lbs.)
LOCID	Location Identifier
LTL	Less Than Truckload
LVS	Limited Value Shipments
MAWB	Master Air Waybill
MBG	Money Back Guarantee
MPS	Multiple-Piece Shipment
MTW	Multiweight
NAFTA	North America Free Trade Agreement
NMP	New Mexican Peso

Table 212. Glossary, continued

Acronym	Description
OP-950	FedEx Ground HazMat Report
ORM-D	Other Regulated Materials-Domestic
OS	Oversize
Oversize Packages	FedEx Ground. A package whose Length plus Girth (L+2W+2H) is greater than 84 inches is considered to be Oversize. Oversize packages are considered to have a minimum weight of 30 lbs. (or 50 lbs. if the Length plus the Girth is greater than 108 inches) for U.S. shipments and 50 lbs. for Canadian shipments. There is also a maximum allowable size of "Length plus Girth less than or equal to 130 inches," as well as a maximum allowable single dimension of 108 inches.
PAPS	Pre-Arrival Processing System
PHMSA	Pipeline and Hazardous Materials Safety Administration
PIB	Personal, Interoffice, and Business
PNG	Portable Network Graphic, a bitmap image file format
POD	Proof of Delivery
PO	Priority Overnight
PO	Purchase Order
POD	Proof of Delivery
Postal Code	Localization code of numbers or letters or both depending on the country. Sometimes referred to as a Zone Improvement Plan (ZIP) code, although this is specific to the U.S.
PR	Puerto Rico
PRO Number	Freight Tracking Number, also called a "progressive number"
PST	Provincial Sales Tax

Table 212. Glossary, continued

Acronym	Description
QST	Quebec Provincial Sales Tax
RET	Routed Export Transaction
RMA	Return Materials Authorization
ROW	Rest of World
SCAC	Standard Carrier Alpha Code
SEL 169	Alcohol Shipment Indicator Sticker
SLAC	Shipper's Load and Count
SOAP	Simple Object Access Protocol
SPOC	Single Point Of Clearance
SPOD	Signature Proof of Delivery
TCN	Transportation Control Number
TPC	Third Party Consignee
URSA	Universal Routing and Sorting Aid
US	United States
USD, \$US	U.S. Dollars
USPS	United States Postal Service
VI	Virgin Islands
VICS	Voluntary Interindustry Commerce Solutions
WISC	FedEx Web Integrated Solutions Consultation Team
ZIP	Zone Improvement Plan code

- A**  
alcohol shipping **224, 240**
- B**  
B13A Elements **339**
- C**  
C.O.D. service  
  Express **219**  
certifying Web Services **31**  
coding details  
  Express Domestic shipping **183**  
  Express International **298**  
  Ground International **320**  
  Ground shipping **244**  
collect on delivery  
  Ground **219**  
Country Code Tables **360**  
creating a label  
  custom **169**  
    submit to FedEx **177**  
  laser **166**  
  review checklist **177**  
  thermal **157**  
custom labels **169**  
  submit to FedEx **177**
- D**  
deleting a package  
  from Open Ship shipment **124**  
delivery signature services **193**  
discounts **43**  
  programs **46**  
document  
  overview **18**
- Web Services, WSDL, and  
    SOAP **20**  
dry ice shipments **229**
- E**  
Express Domestic shipping **180**  
  coding details **183**  
  service details **181**  
  service options **181**
- F**  
FedEx Express  
  U.S. **110**  
FedEx Express U.S. shipping  
  multiple package **186**  
FedEx Freight  
  packaging **269**  
  service features **268**  
  shipping rules **269**  
  surcharge types **271**  
FedEx Freight Economy **270**  
FedEx Freight Regional **270**  
FedEx Freight Service Features **268**  
FedEx Ground  
  U.S. **110**  
FedEx Home Delivery **110**  
FedEx International Economy **110**  
FedEx International Priority **110**  
FedEx International Priority Freight **110**  
FedEx National  
  packaging **269**  
  shipping rules **269**  
  surcharge types **271**  
FedEx National LTL **270**  
FedEx SmartPost **110**  
freight services  
  Express International **315**  
FSMS  
  FedEx Express U.S.  
    multiple package **186**  
future day shipping **240**
- G**  
Ground International shipping  
  coding details **320**  
  service details **319**  
  service options **319**  
Ground shipping **219**  
  coding details **244**  
  Home Delivery **250**  
  service details **244**
- H**  
hazardous materials **219**  
  Ground **219**  
Home Delivery **250**
- I**  
implementing Web Services **25**  
  certification **31**  
  production **31**  
  testing **31**  
International Express shipping **295**  
  coding details **298**  
  packaging options **298**  
  service options **297**  
Intra-Country Shipping  
  EMEA **279**  
introduction  
  certification **31**  
  document overview **18**  
  go to production **31**  
  implementation testing **31**  
  implementing Web Services **25**  
  understanding XML schema **26**  
  Web Services, WSDL, and SOAP  
    overview **20**
- L**  
labels  
  custom **169**  
    submit to FedEx **177**  
  laser **166**  
  review checklist **177**  
  thermal **157**  
laser labels **166**
- M**  
MPS  
  domestic express **186**  
multiple package shipping  
  domestic express **186**
- N**  
non-SOAP Web Services **22**
- O**  
Open Ship flags  
  DELETE a piece/package **124**  
  ROUTE/Time-In-Transit **117**  
Open Ship Print-At-The-End **130**  
Open Ship shipment (non-PAYG) **111**  
Open Ship shipping **109**  
  deleting a package **124**  
  FedEx services supported **110**  
  process and workflow **110**  
  rules **111**  
overview **18**

Web Services, WSDL, and SOAP 20

## P

packaging 298

## R

review checklist, labels 177

## S

service details

Express Domestic shipping 181

Ground International 319

Ground shipping 244

service options

Express Domestic shipping 181

Express International 297

Ground International 319

services

commercial destination control shipments 336

delivery signature 193

Express Freight International 315

Ground C.O.D. 219

Ground hazardous materials 219

shipping

alcohol 224, 240

by region 132

dry ice 229

Express Domestic 180

future day 240

Ground 219

International Express 295

surcharges and discounts 43

programs 46

shipping

alcohol 224, 240

commercial destination control

shipments 336

delivery signature services 193

dry ice 229

Express Domestic 180

coding details 183

service details 181

service options 181

Express Freight International 315

FedEx Express U.S.

multiple package 186

future day 240

Ground 219

coding details 244

service details 244

Ground C.O.D. 219

Ground International

coding details 320

service details 319

service options 319

hazardous materials 219

Home Delivery 250

International Express 295

coding details 298

packaging options 298

service options 297

labels

custom 169

laser 166

review checklist 177

thermal 157

services by region 132

signature services 193

SPOD Sample Letter – Full 68

SPOD Sample Letter – Partial 68

surcharges 43

## T

testing Web Services 31

thermal labels 157

Canadian Export 160, 168

Canadian Services 160

U.S. Export 159, 168

U.S. Services 159, 168

transactions

FedEx Express U.S.

multiple package 186

## U

understanding XML schema 26

## W

Web Services 20

certification 31

commercial destination control

shipments 336

delivery signature services 193

Express Freight International

services 315

Ground C.O.D. 219

Ground hazardous materials 219

implementing 25

overview 20

Non-SOAP 22

production 31

shipping

alcohol 224, 240

dry ice 229

Express Domestic 180

future day 240

Ground 219

International Express 295

services by region 132

surcharges and discounts 43

programs 46

testing 31

XML schema 26

WSDL

overview 21

## X

XML schema 26